



# PHOENIX OPEN / LOVE LIFE & RIDE PI 1300



NG Road Racing – Round 6, 7 & 8

Pembrey

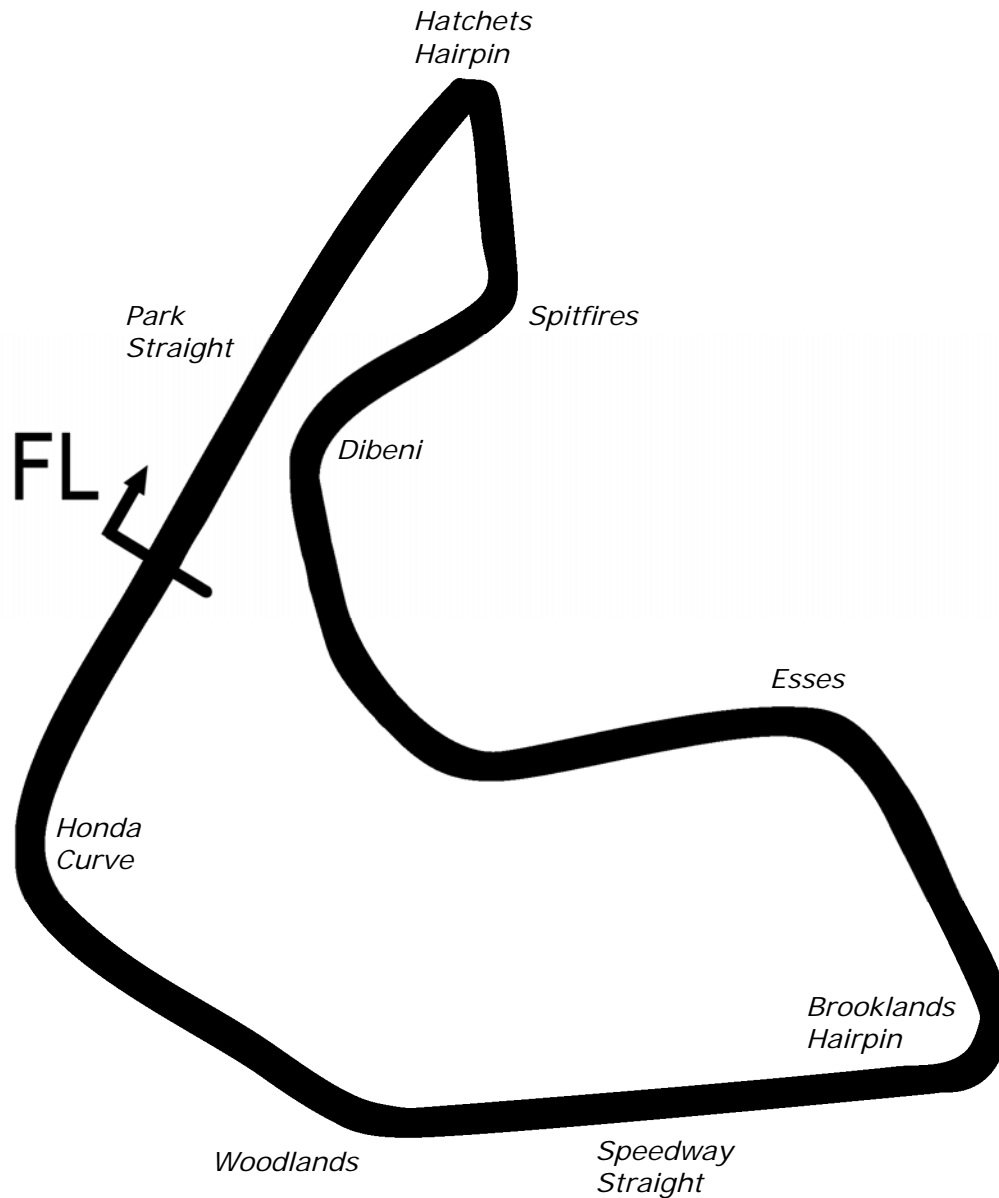
25-26 May 2024



Timing & Results Provided by Timing Solutions Ltd

[www.tsl-timing.com](http://www.tsl-timing.com)

# Pembrey



Length	1.4560 miles	2343.2 m	
FL		51.70587 N	4.32386 W
Pit Entry	2067m	51.70391 N	4.32452 W
Pit Exit	100m after FL	51.70664 N	4.32301 W
Pit Entry–Pit Exit 337m, 24.3s @50kph, 20.2s @60kph			

# NG Road Racing - Rounds 6, 7 & 8 @ Pembrey

Open / PI 1300

## TQ5 Qualifying - CLASSIFICATION

POS	NO	CL	PIC NAME	ENTRY	TIME	ON	LAPS	GAP	DIFF	MPH
1	45	OPEN	1 Daniel NELMES	Yamaha R1 - Thruster Racing	58.929	3	6			88.94
2	125	OPEN	2 Lewis JONES	Kawasaki zx6r - Autoscan bmw	59.813	4	9	0.884	0.884	87.63
3	22	OPEN	3 Dave MACKAY	Suzuki GSXR1000 - True Heroes Racing	1:00.051	7	10	1.122	0.238	87.28
4	35	OPEN	4 Ricky ELDER	Yamaha R6 - REPerformance & DC Motorsport	1:00.182	5	10	1.253	0.131	87.09
5	212	OPEN	5 Gareth ROBERTS	Yamaha r6 600 - M&J Evans Construction	1:00.834	4	8	1.905	0.652	86.16
6	906	OPEN	6 Tyson LEWIS	BMW S1000rr - HV Solutions	1:01.269	6	9	2.340	0.435	85.55
7	164	OPEN	7 Michael TUSTIN	Yamaha R6 - AH Performance	1:01.561	4	10	2.632	0.292	85.14
8	93	OPEN	8 Stuart COOKE	Yamaha r1 1000 - Arrows	1:01.712	6	7	2.783	0.151	84.93
9	11	OPEN	9 Chris POPE	Yamaha R1 - A F B Motorcycles	1:01.911	4	7	2.982	0.199	84.66
10	116	OPEN	10 Ade WALBRIDGE	Yamaha R1 1000cc - 3 Bridges Racing	1:02.772	5	9	3.843	0.861	83.50
11	105	OPEN	11 Dave LINDSAY	Yamaha R1 1000cc - DT racing	1:02.991	2	7	4.062	0.219	83.21
12	64	OPEN	12 Scott KEY	Yamaha R6 - SK RACING	1:03.048	7	9	4.119	0.057	83.13
13	369	OPEN	13 Mike KNORR	Yamaha r6 - JPR Racing	1:03.265	4	7	4.336	0.217	82.85
14	71	OPEN	14 Stu GOODSON	Suzuki GSXR1000 - True Heroes Racing	1:03.440	3	10	4.511	0.175	82.62
15	79	PI1300	1 Ian AGNEW	Yamaha YZF750R - Bathroom & Shower Centre Swindon	1:03.720	5	6	4.791	0.280	82.25
16	52	OPEN	15 Paul MESSENGER	Yamaha R6 - Specialist Lifting Solutions	1:03.757	5	8	4.828	0.037	82.21
17	7	OPEN	16 Mark BALL	BMW S1000RR - Bec/Jesse/Harrison	1:04.684	8	8	5.755	0.927	81.03
18	411	PI1300	2 David ABRAHAM	Yamaha R1 -	1:05.845	8	9	6.916	1.161	79.60
19	225	OPEN	17 Chris COOPER	BMWS1000RR - C.E.S midlands	1:07.192	6	7	8.263	1.347	78.00

Weather / Track : Sunny / Dry

These results are provisional until the conclusion of any judicial and technical matters.

Pembrey National: 1.4560 miles  
Date: 25/05/2024 Start: 12:52 Finish: 13:02

Clerk Of Course : Steve Solley

Stewards :

Timekeeper : NG Timekeepers

Results can be found at [www.tsl-timing.com](http://www.tsl-timing.com)

Printed - 13:05 Saturday, 25 May 2024

# NG Road Racing - Rounds 6, 7 & 8 @ Pembrey

Open / PI 1300

## TQ5 Qualifying - LAP ANALYSIS

DIFF = Difference To Personal Best Lap

P1 45 Daniel NELMES				
LAP	LAP TIME	DIFF	MPH	TIME OF DAY
1 -	1:08.309	9.380	76.73	12:53:33.199
2 -	1:00.282	1.353	86.95	12:54:33.481
3 -	<b>58.929 (1)</b>		<b>88.94</b>	<b>12:55:32.410</b>
4 -	59.654 (2)	0.725	87.86	12:56:32.064
5 -	1:00.212 (3)	1.283	87.05	12:57:32.276
6 -	1:08.788 P	9.859	76.19	12:58:41.064

P2 125 Lewis JONES				
LAP	LAP TIME	DIFF	MPH	TIME OF DAY
1 -	1:07.904	8.091	77.19	12:53:31.233
2 -	1:00.826	1.013	86.17	12:54:32.059
3 -	1:00.040 (2)	0.227	87.30	12:55:32.099
4 -	<b>59.813 (1)</b>		<b>87.63</b>	<b>12:56:31.912</b>
5 -	1:00.610	0.797	86.48	12:57:32.522
6 -	1:05.220	5.407	80.36	12:58:37.742
7 -	2:05.330 P	1:05.517	41.82	13:00:43.072
8 -	1:09.659	9.846	75.24	13:01:52.731
9 -	1:00.530 (3)	0.717	86.59	13:02:53.261

P3 22 Dave MACKAY				
LAP	LAP TIME	DIFF	MPH	TIME OF DAY
1 -	1:08.083	8.032	76.98	12:53:33.488
2 -	1:01.366	1.315	85.41	12:54:34.854
3 -	1:00.155 (2)	0.104	87.13	12:55:35.009
4 -	1:00.337	0.286	86.87	12:56:35.346
5 -	1:00.471	0.420	86.67	12:57:35.817
6 -	1:00.981	0.930	85.95	12:58:36.798
7 -	<b>1:00.051 (1)</b>		<b>87.28</b>	<b>12:59:36.849</b>
8 -	1:00.263 (3)	0.212	86.97	13:00:37.112
9 -	1:00.769	0.718	86.25	13:01:37.881
10 -	1:01.110	1.059	85.77	13:02:38.991

P4 35 Ricky ELDER				
LAP	LAP TIME	DIFF	MPH	TIME OF DAY
1 -	1:08.331	8.149	76.70	12:53:32.679
2 -	1:01.594	1.412	85.09	12:54:34.273
3 -	1:00.217 (2)	0.035	87.04	12:55:34.490
4 -	1:00.236 (3)	0.054	87.01	12:56:34.726
5 -	<b>1:00.182 (1)</b>		<b>87.09</b>	<b>12:57:34.908</b>
6 -	1:01.186	1.004	85.66	12:58:36.094
7 -	1:00.297	0.115	86.92	12:59:36.391
8 -	1:00.293	0.111	86.93	13:00:36.684
9 -	1:02.351	2.169	84.06	13:01:39.035
10 -	1:00.597	0.415	86.49	13:02:39.632

P5 212 Gareth ROBERTS				
LAP	LAP TIME	DIFF	MPH	TIME OF DAY
1 -	1:09.441	8.607	75.48	12:53:34.313
2 -	1:01.339	0.505	85.45	12:54:35.652
3 -	1:01.505	0.671	85.22	12:55:37.157
4 -	<b>1:00.834 (1)</b>		<b>86.16</b>	<b>12:56:37.991</b>
5 -	1:00.958 (3)	0.124	85.98	12:57:38.949
6 -	1:00.946 (2)	0.112	86.00	12:58:39.895
7 -	1:01.227	0.393	85.60	12:59:41.122
8 -	1:22.514 P	21.680	63.52	13:01:03.636

DIFF = Difference To Personal Best Lap

P6 906 Tyson LEWIS				
LAP	LAP TIME	DIFF	MPH	TIME OF DAY
1 -	1:12.508	11.239	72.28	12:53:54.770
2 -	1:02.938	1.669	83.28	12:54:57.708
3 -	1:01.508	0.239	85.21	12:55:59.216
4 -	1:01.410 (3)	0.141	85.35	12:57:00.626
5 -	1:01.511	0.242	85.21	12:58:02.137
6 -	<b>1:01.269 (1)</b>		<b>85.55</b>	<b>12:59:03.406</b>
7 -	1:01.345 (2)	0.076	85.44	13:00:04.751
8 -	1:04.341	3.072	81.46	13:01:09.092
9 -	1:16.358 P	15.089	68.64	13:02:25.450

P7 164 Michael TUSTIN				
LAP	LAP TIME	DIFF	MPH	TIME OF DAY
1 -	1:11.730	10.169	73.07	12:53:42.210
2 -	1:02.012	0.451	84.52	12:54:44.222
3 -	1:01.618 (2)	0.057	85.06	12:55:45.840
4 -	<b>1:01.561 (1)</b>		<b>85.14</b>	<b>12:56:47.401</b>
5 -	1:02.735	1.174	83.55	12:57:50.136
6 -	1:02.292	0.731	84.14	12:58:52.428
7 -	1:02.262	0.701	84.18	12:59:54.690
8 -	1:02.142	0.581	84.34	13:00:56.832
9 -	1:01.831 (3)	0.270	84.77	13:01:58.663
10 -	1:01.880	0.319	84.70	13:03:00.543

P8 93 Stuart COOKE				
LAP	LAP TIME	DIFF	MPH	TIME OF DAY
1 -	1:09.149	7.437	75.80	12:53:33.210
2 -	1:03.395	1.683	82.68	12:54:36.605
3 -	1:02.304 (2)	0.592	84.12	12:55:38.909
4 -	1:02.525 (3)	0.813	83.83	12:56:41.434
5 -	1:03.085	1.373	83.08	12:57:44.519
6 -	<b>1:01.712 (1)</b>		<b>84.93</b>	<b>12:58:46.231</b>
7 -	1:23.507 P	21.795	62.76	13:00:09.738

P9 11 Chris POPE				
LAP	LAP TIME	DIFF	MPH	TIME OF DAY
1 -	1:10.200	8.289	74.66	12:54:48.515
2 -	1:02.724	0.813	83.56	12:55:51.239
3 -	1:02.310 (3)	0.399	84.12	12:56:53.549
4 -	<b>1:01.911 (1)</b>		<b>84.66</b>	<b>12:57:55.460</b>
5 -	1:02.184 (2)	0.273	84.29	12:58:57.644
6 -	1:02.551	0.640	83.79	13:00:00.195
7 -	1:18.102 P	16.191	67.11	13:01:18.297

P10 116 Ade WALBRIDGE				
LAP	LAP TIME	DIFF	MPH	TIME OF DAY
1 -	1:11.599	8.827	73.20	12:53:36.879
2 -	1:03.708	0.936	82.27	12:54:40.587
3 -	1:03.231 (3)	0.459	82.89	12:55:43.818
4 -	1:03.445	0.673	82.61	12:56:47.263
5 -	<b>1:02.772 (1)</b>		<b>83.50</b>	<b>12:57:50.035</b>
6 -	1:03.530	0.758	82.50	12:58:53.565
7 -	1:03.129 (2)	0.357	83.02	12:59:56.694
8 -	1:03.875	1.103	82.06	13:01:00.569
9 -	1:21.690 P	18.918	64.16	13:02:22.259

P11 105 Dave LINDSAY				
LAP	LAP TIME	DIFF	MPH	TIME OF DAY
1 -	1:11.076	8.085	73.74	12:53:37.920

# NG Road Racing - Rounds 6, 7 & 8 @ Pembrey

Open / PI 1300

## TQ5 Qualifying - LAP ANALYSIS

DIFF = Difference To Personal Best Lap

2 -	<b>1:02.991 (1)</b>		<b>83.21</b>	<b>12:54:40.911</b>
3 -	1:03.542	0.551	82.49	12:55:44.453
4 -	1:03.993	1.002	81.90	12:56:48.446
5 -	1:03.195 (2)	0.204	82.94	12:57:51.641
6 -	1:03.389 (3)	0.398	82.68	12:58:55.030
7 -	1:28.267 <b>P</b>	25.276	59.38	13:00:23.297

### P12 64 Scott KEY

LAP	LAP TIME	DIFF	MPH	TIME OF DAY
1 -	1:10.872	7.824	73.95	12:53:36.297
2 -	1:03.376	0.328	82.70	12:54:39.673
3 -	1:03.357	0.309	82.73	12:55:43.030
4 -	1:03.247 (2)	0.199	82.87	12:56:46.277
5 -	1:03.341	0.293	82.75	12:57:49.618
6 -	1:03.292 (3)	0.244	82.81	12:58:52.910
7 -	<b>1:03.048 (1)</b>		<b>83.13</b>	<b>12:59:55.958</b>
8 -	1:04.299	1.251	81.51	13:01:00.257
9 -	1:20.398 <b>P</b>	17.350	65.19	13:02:20.655

### P13 369 Mike KNORR

LAP	LAP TIME	DIFF	MPH	TIME OF DAY
1 -	1:04.673	1.408	81.04	12:54:34.999
2 -	1:03.779 (2)	0.514	82.18	12:55:38.778
3 -	1:04.196	0.931	81.64	12:56:42.974
4 -	<b>1:03.265 (1)</b>		<b>82.85</b>	<b>12:57:46.239</b>
5 -	1:04.168	0.903	81.68	12:58:50.407
6 -	1:04.088 (3)	0.823	81.78	12:59:54.495
7 -	1:18.646 <b>P</b>	15.381	66.64	13:01:13.141

### P14 71 Stu GOODSON

LAP	LAP TIME	DIFF	MPH	TIME OF DAY
1 -	1:13.153	9.713	71.65	12:53:44.055
2 -	1:03.731	0.291	82.24	12:54:47.786
3 -	<b>1:03.440 (1)</b>		<b>82.62</b>	<b>12:55:51.226</b>
4 -	1:04.601	1.161	81.13	12:56:55.827
5 -	1:03.826	0.386	82.12	12:57:59.653
6 -	1:03.635 (3)	0.195	82.36	12:59:03.288
7 -	1:04.132	0.692	81.73	13:00:07.420
8 -	1:03.579 (2)	0.139	82.44	13:01:10.999
9 -	1:03.977	0.537	81.92	13:02:14.976
10 -	1:18.745 <b>P</b>	15.305	66.56	13:03:33.721

### P15 79 Ian AGNEW

LAP	LAP TIME	DIFF	MPH	TIME OF DAY
1 -	1:05.074	1.354	80.54	12:57:09.129
2 -	1:04.894	1.174	80.77	12:58:14.023
3 -	1:04.360 (3)	0.640	81.44	12:59:18.383
4 -	1:04.443	0.723	81.33	13:00:22.826
5 -	<b>1:03.720 (1)</b>		<b>82.25</b>	<b>13:01:26.546</b>
6 -	1:03.961 (2)	0.241	81.94	13:02:30.507

### P16 52 Paul MESSENGER

LAP	LAP TIME	DIFF	MPH	TIME OF DAY
1 -	1:14.849	11.092	70.02	12:53:58.117
2 -	1:05.106	1.349	80.50	12:55:03.223
3 -	1:04.058 (3)	0.301	81.82	12:56:07.281
4 -	1:04.186	0.429	81.66	12:57:11.467
5 -	<b>1:03.757 (1)</b>		<b>82.21</b>	<b>12:58:15.224</b>
6 -	1:05.394	1.637	80.15	12:59:20.618
7 -	1:03.766 (2)	0.009	82.20	13:00:24.384
8 -	1:23.780 <b>P</b>	20.023	62.56	13:01:48.164

DIFF = Difference To Personal Best Lap

P17 7 Mark BALL				
LAP	LAP TIME	DIFF	MPH	TIME OF DAY
1 -	1:16.472	11.788	68.54	12:53:51.712
2 -	1:06.475	1.791	78.85	12:54:58.187
3 -	1:06.484	1.800	78.84	12:56:04.671
4 -	1:05.046 (3)	0.362	80.58	12:57:09.717
5 -	1:04.702 (2)	0.018	81.01	12:58:14.419
6 -	2:19.138 <b>P</b>	1:14.454	37.67	13:00:33.557
7 -	1:14.903	10.219	69.97	13:01:48.460
8 -	<b>1:04.684 (1)</b>		<b>81.03</b>	<b>13:02:53.144</b>

### P18 411 David ABRAHAM

LAP	LAP TIME	DIFF	MPH	TIME OF DAY
1 -	1:17.844	11.999	67.33	12:53:49.669
2 -	1:07.795	1.950	77.31	12:54:57.464
3 -	1:07.069	1.224	78.15	12:56:04.533
4 -	1:07.873	2.028	77.22	12:57:12.406
5 -	1:06.651	0.806	78.64	12:58:19.057
6 -	1:06.347 (2)	0.502	79.00	12:59:25.404
7 -	1:06.669	0.824	78.62	13:00:32.073
8 -	<b>1:05.845 (1)</b>		<b>79.60</b>	<b>13:01:37.918</b>
9 -	1:06.638 (3)	0.793	78.65	13:02:44.556

### P19 225 Chris COOPER

LAP	LAP TIME	DIFF	MPH	TIME OF DAY
1 -	1:20.595	13.403	65.03	12:53:56.631
2 -	1:08.918	1.726	76.05	12:55:05.549
3 -	1:08.488 (3)	1.296	76.53	12:56:14.037
4 -	1:18.457	11.265	66.80	12:57:32.494
5 -	1:07.500 (2)	0.308	77.65	12:58:39.994
6 -	<b>1:07.192 (1)</b>		<b>78.00</b>	<b>12:59:47.186</b>
7 -	1:54.901 <b>P</b>	47.709	45.61	13:01:42.087

# NG Road Racing - Rounds 6, 7 & 8 @ Pembrey

Open / PI 1300

## TQ5 Qualifying - STATISTICS

**Competitors Started** 19  
**Planned Start** 2024-05-25 @ 11:34:00.000  
**Actual Start** 2024-05-25 @ 12:52:22.393  
**Finish Time** 2024-05-25 @ 13:02:22.393  
**Track Length** 1.4560mi.  
**Total Laps** 156  
**Total Distance Covered** 227.1360mi.

### Session Fastest Lap History

NO	CL	NAME	LAP TIME	TIME OF DAY	LAP	VEHICLE
125	Phoenix	Lewis JONES	1:00.826	12:54:32.087	2	Kawasaki zx6r
45	Phoenix	Daniel NELMES	1:00.282	12:54:33.499	2	Yamaha R1
125	Phoenix	Lewis JONES	1:00.040	12:55:32.127	3	Kawasaki zx6r
45	Phoenix	Daniel NELMES	58.929	12:55:32.427	3	Yamaha R1

### Flag History

TYPE	TIME OF DAY
GREEN	12:52:22.393
FINISH	13:02:22.393

### Flag Statistics

TYPE	COUNT	TOTAL LAPS	TOTAL TIME
Green	1	10	11:18.327
Red	0	0	0.000
Safety Car	0	0	0.000
FCY	0	0	0.000

# NG Road Racing - Rounds 6, 7 & 8 @ Pembrey

Open / PI 1300

## TQ5 Qualifying - STATISTICS

CLASS : Phoenix Open

17 Starters

### Fastest Lap History

NO	NAME	LAP TIME	TIME OF DAY	LAP	VEHICLE
125	Lewis JONES	1:00.826	12:54:32.087	2	Kawasaki zx6r
45	Daniel NELMES	1:00.282	12:54:33.499	2	Yamaha R1
125	Lewis JONES	1:00.040	12:55:32.127	3	Kawasaki zx6r
45	Daniel NELMES	58.929	12:55:32.427	3	Yamaha R1

# NG Road Racing - Rounds 6, 7 & 8 @ Pembrey

Open / PI 1300

## TQ5 Qualifying - STATISTICS

CLASS : Pre-Injection - Pre 2001 1300

2 Starters

### Fastest Lap History

NO	NAME	LAP TIME	TIME OF DAY	LAP	VEHICLE
411	David ABRAHAM	1:07.795	12:54:57.477	2	Yamaha R1
411	David ABRAHAM	1:07.069	12:56:04.547	3	Yamaha R1
79	Ian AGNEW	1:04.894	12:58:14.023	2	Yamaha YZF750R
79	Ian AGNEW	1:04.360	12:59:18.383	3	Yamaha YZF750R
79	Ian AGNEW	1:03.720	13:01:26.546	5	Yamaha YZF750R



# NG Road Racing - Rounds 6, 7 & 8 @ Pembrey

Open / PI 1300

Race 5 - GRID (12 Laps)



ROW 7			19	<b>225</b> Chris COOPER			
ROW 6	18	<b>411</b> David ABRAHAM	17	<b>7</b> Mark BALL	16	<b>52</b> Paul MESSENGER	
ROW 5		15	<b>79</b> Ian AGNEW	14	<b>71</b> Stu GOODSON	13	<b>369</b> Mike KNORR
ROW 4	12	<b>64</b> Scott KEY	11	<b>105</b> Dave LINDSAY	10	<b>116</b> Ade WALBRIDGE	
ROW 3		9	<b>11</b> Chris POPE	8	<b>93</b> Stuart COOKE	7	<b>164</b> Michael TUSTIN
ROW 2	6	<b>906</b> Tyson LEWIS	5	<b>212</b> Gareth ROBERTS	4	<b>35</b> Ricky ELDER	
ROW 1		3	<b>22</b> Dave MACKAY	2	<b>125</b> Lewis JONES	1	<b>45</b> Daniel NELMES
						<b>Pole</b>	

Pembrey National: 1.4560 miles

These results are provisional until the conclusion of any judicial and technical matters.

Clerk Of Course : Steve Solley	Stewards :	Timekeeper : NG Timekeepers
--------------------------------	------------	-----------------------------

Results can be found at [www.tsl-timing.com](http://www.tsl-timing.com)

Printed - 13:07 Saturday, 25 May 2024



# NG Road Racing - Rounds 6, 7 & 8 @ Pembrey

Open / PI 1300

## Race 5 - CLASSIFICATION



POS	NO	CL	PIC NAME	ENTRY	LAPS	TIME	GAP	DIFF	MPH	BEST	ON
1	45	OPEN	1 Daniel NELMES	Yamaha R1 - Thruster Racing	10	9:59.754			87.39	59.264	7
2	35	OPEN	2 Ricky ELDER	Yamaha R6 - REPerformance & DC Motorsport	10	10:00.861	1.107	1.107	87.23	59.059	4
3	22	OPEN	3 Dave MACKAY	Suzuki GSXR1000 - True Heroes Racing	10	10:05.141	5.387	4.280	86.61	59.491	4
4	125	OPEN	4 Lewis JONES	Kawasaki zx6r - Autoscan bmw	10	10:08.755	9.001	3.614	86.10	59.842	4
5	906	OPEN	5 Tyson LEWIS	BMW S1000rr - HV Solutions	10	10:14.245	14.491	5.490	85.33	1:00.576	3
6	164	OPEN	6 Michael TUSTIN	Yamaha R6 - AH Performance	10	10:16.418	16.664	2.173	85.03	1:00.435	4
7	212	OPEN	7 Gareth ROBERTS	Yamaha r6 600 - M&J Evans Construction	10	10:21.222	21.468	4.804	84.37	1:01.026	2
8	11	OPEN	8 Chris POPE	Yamaha R1 - A F B Motorcycles	10	10:24.645	24.891	3.423	83.91	1:00.847	6
9	93	OPEN	9 Stuart COOKE	Yamaha r1 1000 - Arrows	10	10:26.391	26.637	1.746	83.67	1:01.781	4
10	64	OPEN	10 Scott KEY	Yamaha R6 - SK RACING	10	10:39.150	39.396	12.759	82.00	1:03.110	6
11	71	OPEN	11 Stu GOODSON	Suzuki GSXR1000 - True Heroes Racing	10	10:42.113	42.359	2.963	81.63	1:03.079	8
12	369	OPEN	12 Mike KNORR	Yamaha r6 - JPR Racing	10	10:42.886	43.132	0.773	81.53	1:03.024	10
13	105	OPEN	13 Dave LINDSAY	Yamaha R1 1000cc - DT racing	10	10:43.559	43.805	0.673	81.44	1:02.939	9
14	116	OPEN	14 Ade WALBRIDGE	Yamaha R1 1000cc - 3 Bridges Racing	10	10:43.853	44.099	0.294	81.40	1:02.768	7
15	52	OPEN	15 Paul MESSENGER	Yamaha R6 - Specialist Lifting Solutions	10	10:44.337	44.583	0.484	81.34	1:03.165	9
16	79	PI1300	1 Ian AGNEW	Yamaha YZF750R - Bathroom & Shower Centre Swi	10	10:52.876	53.122	8.539	80.28	1:04.074	8
17	7	OPEN	16 Mark BALL	BMW S1000RR - Bec/Jesse/Harrison	10	10:53.566	53.812	0.690	80.19	1:04.174	9
18	411	PI1300	2 David ABRAHAM	Yamaha R1 -	9	10:11.932	1 Lap	1 Lap	77.09	1:06.232	9

### FASTEST LAP

35	OPEN	Ricky ELDER	Yamaha R6 - REPerformance & DC Motorsport	4	59.059	88.75 mph	142.83 kph
79	PI1300	Ian AGNEW	Yamaha YZF750R - Bathroom & Shower Centre Swi	8	1:04.074	81.80 mph	131.65 kph

Class OPEN - 92.5% of Race Speed = 80.83 mph  
 Class PI1300 - 92.5% of Race Speed = 74.25 mph

Weather / Track : Bright / Dry

These results are provisional until the conclusion of any judicial and technical matters.

Race Distance: 10 Laps / 14.56 miles

Pembrey National: 1.4560 miles

Date: 25/05/2024 Start: 16:01 Finish: 16:11

Clerk Of Course : Steve Solley	Stewards :	Timekeeper : NG Timekeepers
--------------------------------	------------	-----------------------------

Results can be found at [www.tsl-timing.com](http://www.tsl-timing.com)

Printed - 16:13 Saturday, 25 May 2024



# NG Road Racing - Rounds 6, 7 & 8 @ Pembrey

Open / PI 1300

## Race 5 - LAP ANALYSIS

DIFF = Difference To Personal Best Lap

P1 45 Daniel NELMES				
LAP	LAP TIME	DIFF	MPH	TIME OF DAY
1 -	1:03.861	4.597	82.07	16:02:31.114
2 -	59.574	0.310	87.98	16:03:30.688
3 -	59.698	0.434	87.80	16:04:30.386
4 -	59.846	0.582	87.58	16:05:30.232
5 -	59.886	0.622	87.52	16:06:30.118
6 -	59.293 (2)	0.029	88.40	16:07:29.411
7 -	<b>59.264 (1)</b>		<b>88.44</b>	<b>16:08:28.675</b>
8 -	59.417 (3)	0.153	88.21	16:09:28.092
9 -	59.453	0.189	88.16	16:10:27.545
10 -	59.462	0.198	88.15	16:11:27.007

P2 35 Ricky ELDER				
LAP	LAP TIME	DIFF	MPH	TIME OF DAY
1 -	1:05.095	6.036	80.52	16:02:32.348
2 -	1:00.029	0.970	87.31	16:03:32.377
3 -	59.347	0.288	88.32	16:04:31.724
4 -	<b>59.059 (1)</b>		<b>88.75</b>	<b>16:05:30.783</b>
5 -	59.895	0.836	87.51	16:06:30.678
6 -	59.788	0.729	87.66	16:07:30.466
7 -	59.303 (3)	0.244	88.38	16:08:29.769
8 -	59.323	0.264	88.35	16:09:29.092
9 -	59.797	0.738	87.65	16:10:28.889
10 -	59.225 (2)	0.166	88.50	16:11:28.114

P3 22 Dave MACKAY				
LAP	LAP TIME	DIFF	MPH	TIME OF DAY
1 -	1:05.821	6.330	79.63	16:02:33.074
2 -	1:00.626	1.135	86.45	16:03:33.700
3 -	59.570 (2)	0.079	87.99	16:04:33.270
4 -	<b>59.491 (1)</b>		<b>88.10</b>	<b>16:05:32.761</b>
5 -	59.755	0.264	87.71	16:06:32.516
6 -	59.743	0.252	87.73	16:07:32.259
7 -	59.902	0.411	87.50	16:08:32.161
8 -	1:00.143	0.652	87.15	16:09:32.304
9 -	1:00.392	0.901	86.79	16:10:32.696
10 -	59.698 (3)	0.207	87.80	16:11:32.394

P4 125 Lewis JONES				
LAP	LAP TIME	DIFF	MPH	TIME OF DAY
1 -	1:06.027	6.185	79.38	16:02:33.280
2 -	1:00.814	0.972	86.19	16:03:34.094
3 -	59.927 (2)	0.085	87.46	16:04:34.021
4 -	<b>59.842 (1)</b>		<b>87.59</b>	<b>16:05:33.863</b>
5 -	1:00.126	0.284	87.17	16:06:33.989
6 -	1:00.019 (3)	0.177	87.33	16:07:34.008
7 -	1:00.088	0.246	87.23	16:08:34.096
8 -	1:00.477	0.635	86.67	16:09:34.573
9 -	1:00.287	0.445	86.94	16:10:34.860
10 -	1:01.148	1.306	85.71	16:11:36.008

P5 906 Tyson LEWIS				
LAP	LAP TIME	DIFF	MPH	TIME OF DAY
1 -	1:06.637	6.061	78.65	16:02:33.890
2 -	1:01.237	0.661	85.59	16:03:35.127
3 -	<b>1:00.576 (1)</b>		<b>86.52</b>	<b>16:04:35.703</b>
4 -	1:00.655 (2)	0.079	86.41	16:05:36.358
5 -	1:00.787	0.211	86.22	16:06:37.145
6 -	1:00.829	0.253	86.16	16:07:37.974
7 -	1:00.940	0.364	86.01	16:08:38.914

DIFF = Difference To Personal Best Lap

8 -	1:00.673 (3)	0.097	86.39	16:09:39.587
9 -	1:00.748	0.172	86.28	16:10:40.335
10 -	1:01.163	0.587	85.69	16:11:41.498

P6 164 Michael TUSTIN				
LAP	LAP TIME	DIFF	MPH	TIME OF DAY
1 -	1:07.855	7.420	77.24	16:02:35.108
2 -	1:01.939	1.504	84.62	16:03:37.047
3 -	1:00.933	0.498	86.02	16:04:37.980
4 -	<b>1:00.435 (1)</b>		<b>86.73</b>	<b>16:05:38.415</b>
5 -	1:01.158	0.723	85.70	16:06:39.573
6 -	1:00.475 (2)	0.040	86.67	16:07:40.048
7 -	1:00.860	0.425	86.12	16:08:40.908
8 -	1:00.963	0.528	85.98	16:09:41.871
9 -	1:00.821 (3)	0.386	86.18	16:10:42.692
10 -	1:00.979	0.544	85.95	16:11:43.671

P7 212 Gareth ROBERTS				
LAP	LAP TIME	DIFF	MPH	TIME OF DAY
1 -	1:07.504	6.478	77.64	16:02:34.757
2 -	<b>1:01.026 (1)</b>		<b>85.89</b>	<b>16:03:35.783</b>
3 -	1:01.068 (2)	0.042	85.83	16:04:36.851
4 -	1:01.406	0.380	85.35	16:05:38.257
5 -	1:01.764	0.738	84.86	16:06:40.021
6 -	1:01.196 (3)	0.170	85.65	16:07:41.217
7 -	1:01.390	0.364	85.38	16:08:42.607
8 -	1:01.403	0.377	85.36	16:09:44.010
9 -	1:01.536	0.510	85.17	16:10:45.546
10 -	1:02.929	1.903	83.29	16:11:48.475

P8 11 Chris POPE				
LAP	LAP TIME	DIFF	MPH	TIME OF DAY
1 -	1:10.666	9.819	74.17	16:02:37.919
2 -	1:02.338	1.491	84.08	16:03:40.257
3 -	1:02.144	1.297	84.34	16:04:42.401
4 -	1:01.335	0.488	85.45	16:05:43.736
5 -	1:01.319 (3)	0.472	85.48	16:06:45.055
6 -	<b>1:00.847 (1)</b>		<b>86.14</b>	<b>16:07:45.902</b>
7 -	1:01.616	0.769	85.06	16:08:47.518
8 -	1:01.181 (2)	0.334	85.67	16:09:48.699
9 -	1:01.324	0.477	85.47	16:10:50.023
10 -	1:01.875	1.028	84.71	16:11:51.898

P9 93 Stuart COOKE				
LAP	LAP TIME	DIFF	MPH	TIME OF DAY
1 -	1:07.680	5.899	77.44	16:02:34.933
2 -	1:01.984	0.203	84.56	16:03:36.917
3 -	1:01.840 (2)	0.059	84.76	16:04:38.757
4 -	<b>1:01.781 (1)</b>		<b>84.84</b>	<b>16:05:40.538</b>
5 -	1:02.088	0.307	84.42	16:06:42.626
6 -	1:02.155	0.374	84.33	16:07:44.781
7 -	1:02.926	1.145	83.29	16:08:47.707
8 -	1:01.845 (3)	0.064	84.75	16:09:49.552
9 -	1:01.892	0.111	84.68	16:10:51.444
10 -	1:02.200	0.419	84.27	16:11:53.644

P10 64 Scott KEY				
LAP	LAP TIME	DIFF	MPH	TIME OF DAY
1 -	1:09.427	6.317	75.49	16:02:36.680
2 -	1:03.249	0.139	82.87	16:03:39.929
3 -	1:03.385	0.275	82.69	16:04:43.314

# NG Road Racing - Rounds 6, 7 & 8 @ Pembrey

Open / PI 1300

## Race 5 - LAP ANALYSIS

DIFF = Difference To Personal Best Lap

4 -	1:03.297	0.187	82.80	16:05:46.611
5 -	1:03.192 (3)	0.082	82.94	16:06:49.803
<b>6 -</b>	<b>1:03.110 (1)</b>		<b>83.05</b>	<b>16:07:52.913</b>
7 -	1:03.688	0.578	82.30	16:08:56.601
8 -	1:03.166 (2)	0.056	82.98	16:09:59.767
9 -	1:03.233	0.123	82.89	16:11:03.000
10 -	1:03.403	0.293	82.67	16:12:06.403

### P11 71 Stu GOODSON

LAP	LAP TIME	DIFF	MPH	TIME OF DAY
1 -	1:10.285	7.206	74.57	16:02:37.538
2 -	1:03.985	0.906	81.91	16:03:41.523
3 -	1:03.491	0.412	82.55	16:04:45.014
4 -	1:03.519	0.440	82.52	16:05:48.533
5 -	1:04.653	1.574	81.07	16:06:53.186
6 -	1:03.531	0.452	82.50	16:07:56.717
7 -	1:03.154 (3)	0.075	82.99	16:08:59.871
<b>8 -</b>	<b>1:03.079 (1)</b>		<b>83.09</b>	<b>16:10:02.950</b>
9 -	1:03.279	0.200	82.83	16:11:06.229
10 -	1:03.137 (2)	0.058	83.01	16:12:09.366

### P12 369 Mike KNORR

LAP	LAP TIME	DIFF	MPH	TIME OF DAY
1 -	1:10.416	7.392	74.43	16:02:37.669
2 -	1:04.271	1.247	81.55	16:03:41.940
3 -	1:03.605	0.581	82.40	16:04:45.545
4 -	1:03.214 (2)	0.190	82.91	16:05:48.759
5 -	1:03.845	0.821	82.09	16:06:52.604
6 -	1:03.317 (3)	0.293	82.78	16:07:55.921
7 -	1:03.439	0.415	82.62	16:08:59.360
8 -	1:04.024	1.000	81.86	16:10:03.384
9 -	1:03.731	0.707	82.24	16:11:07.115
<b>10 -</b>	<b>1:03.024 (1)</b>		<b>83.16</b>	<b>16:12:10.139</b>

### P13 105 Dave LINDSAY

LAP	LAP TIME	DIFF	MPH	TIME OF DAY
1 -	1:11.219	8.280	73.59	16:02:38.472
2 -	1:03.636	0.697	82.36	16:03:42.108
3 -	1:03.837	0.898	82.10	16:04:45.945
4 -	1:03.490 (3)	0.551	82.55	16:05:49.435
5 -	1:04.110	1.171	81.75	16:06:53.545
6 -	1:03.605	0.666	82.40	16:07:57.150
7 -	1:03.080 (2)	0.141	83.09	16:09:00.230
8 -	1:03.690	0.751	82.29	16:10:03.920
<b>9 -</b>	<b>1:02.939 (1)</b>		<b>83.28</b>	<b>16:11:06.859</b>
10 -	1:03.953	1.014	81.96	16:12:10.812

### P14 116 Ade WALBRIDGE

LAP	LAP TIME	DIFF	MPH	TIME OF DAY
1 -	1:10.532	7.764	74.31	16:02:37.785
2 -	1:04.012	1.244	81.88	16:03:41.797
3 -	1:03.606	0.838	82.40	16:04:45.403
4 -	1:03.182 (2)	0.414	82.96	16:05:48.585
5 -	1:04.771	2.003	80.92	16:06:53.356
6 -	1:04.336	1.568	81.47	16:07:57.692
<b>7 -</b>	<b>1:02.768 (1)</b>		<b>83.50</b>	<b>16:09:00.460</b>
8 -	1:03.712	0.944	82.27	16:10:04.172
9 -	1:03.305 (3)	0.537	82.79	16:11:07.477
10 -	1:03.629	0.861	82.37	16:12:11.106

DIFF = Difference To Personal Best Lap

P15 52 Paul MESSENGER				
LAP	LAP TIME	DIFF	MPH	TIME OF DAY
1 -	1:12.440	9.275	72.35	16:02:39.693
2 -	1:03.616	0.451	82.39	16:03:43.309
3 -	1:03.470 (3)	0.305	82.58	16:04:46.779
4 -	1:03.693	0.528	82.29	16:05:50.472
5 -	1:03.511	0.346	82.53	16:06:53.983
6 -	1:03.577	0.412	82.44	16:07:57.560
7 -	1:03.377 (2)	0.212	82.70	16:09:00.937
8 -	1:03.597	0.432	82.41	16:10:04.534
<b>9 -</b>	<b>1:03.165 (1)</b>		<b>82.98</b>	<b>16:11:07.699</b>
10 -	1:03.891	0.726	82.03	16:12:11.590

### P16 79 Ian AGNEW

LAP	LAP TIME	DIFF	MPH	TIME OF DAY
1 -	1:12.296	8.222	72.50	16:02:39.549
2 -	1:04.703	0.629	81.01	16:03:44.252
3 -	1:04.698	0.624	81.01	16:04:48.950
4 -	1:05.153	1.079	80.45	16:05:54.103
5 -	1:04.506	0.432	81.25	16:06:58.609
6 -	1:04.567	0.493	81.18	16:08:03.176
7 -	1:04.384	0.310	81.41	16:09:07.560
<b>8 -</b>	<b>1:04.074 (1)</b>		<b>81.80</b>	<b>16:10:11.634</b>
9 -	1:04.230 (2)	0.156	81.60	16:11:15.864
10 -	1:04.265 (3)	0.191	81.56	16:12:20.129

### P17 7 Mark BALL

LAP	LAP TIME	DIFF	MPH	TIME OF DAY
1 -	1:13.324	9.150	71.48	16:02:40.577
2 -	1:04.989	0.815	80.65	16:03:45.566
3 -	1:04.927	0.753	80.73	16:04:50.493
4 -	1:04.464	0.290	81.31	16:05:54.957
5 -	1:04.290 (3)	0.116	81.53	16:06:59.247
6 -	1:04.422	0.248	81.36	16:08:03.669
7 -	1:04.435	0.261	81.34	16:09:08.104
8 -	1:04.232 (2)	0.058	81.60	16:10:12.336
<b>9 -</b>	<b>1:04.174 (1)</b>		<b>81.67</b>	<b>16:11:16.510</b>
10 -	1:04.309	0.135	81.50	16:12:20.819

### P18 411 David ABRAHAM

LAP	LAP TIME	DIFF	MPH	TIME OF DAY
1 -	1:14.841	8.609	70.03	16:02:42.094
2 -	1:07.805	1.573	77.30	16:03:49.899
3 -	1:07.159	0.927	78.04	16:04:57.058
4 -	1:07.223	0.991	77.97	16:06:04.281
5 -	1:07.245	1.013	77.94	16:07:11.526
6 -	1:06.852 (3)	0.620	78.40	16:08:18.378
7 -	1:07.902	1.670	77.19	16:09:26.280
8 -	1:06.673 (2)	0.441	78.61	16:10:32.953
<b>9 -</b>	<b>1:06.232 (1)</b>		<b>79.13</b>	<b>16:11:39.185</b>

# NG Road Racing - Rounds 6, 7 & 8 @ Pembrey

Open / PI 1300

## Race 5 - STATISTICS

**Competitors Started** 18  
**Planned Start** 2024-05-25 @ 15:30:00.000  
**Actual Start** 2024-05-25 @ 16:01:27.252  
**Finish Time** 2024-05-25 @ 16:11:27.006  
**Track Length** 1.4560mi.  
**Total Laps** 179  
**Total Distance Covered** 260.6240mi.

### Session Fastest Lap History

NO	CL	NAME	LAP TIME	TIME OF DAY	LAP	VEHICLE
45	Phoenix	Daniel NELMES	<b>59.574</b>	16:03:30.707	2	Yamaha R1
35	Phoenix	Ricky ELDER	<b>59.347</b>	16:04:31.751	3	Yamaha R6
35	Phoenix	Ricky ELDER	<b>59.059</b>	16:05:30.810	4	Yamaha R6

### Session Leader History

NO	CL	NAME	FROM LAP	LAPS LED	DISTANCE	VEHICLE
45	Phoenix	Daniel NELMES	1	10	14.56 miles	Yamaha R1

### Flag History

TYPE	TIME OF DAY
GREEN	16:01:27.252
FINISH	16:11:27.006

### Flag Statistics

TYPE	COUNT	TOTAL LAPS	TOTAL TIME
Green	1	10	11:19.460
Red	0	0	0.000
Safety Car	0	0	0.000
FCY	0	0	0.000

# NG Road Racing - Rounds 6, 7 & 8 @ Pembrey

Open / PI 1300

## Race 5 - STATISTICS

CLASS : Phoenix Open

16 Starters

### Fastest Lap History

NO	NAME	LAP TIME	TIME OF DAY	LAP	VEHICLE
45	Daniel NELMES	59.574	16:03:30.707	2	Yamaha R1
35	Ricky ELDER	59.347	16:04:31.751	3	Yamaha R6
35	Ricky ELDER	59.059	16:05:30.810	4	Yamaha R6

### Leader History

NO	NAME	FROM LAP	LAPS LED	DISTANCE	VEHICLE
45	Daniel NELMES	1	10	14.56 miles	Yamaha R1

# NG Road Racing - Rounds 6, 7 & 8 @ Pembrey

Open / PI 1300

## Race 5 - STATISTICS

CLASS : Pre-Injection - Pre 2001 1300

2 Starters

### Fastest Lap History

NO	NAME	LAP TIME	TIME OF DAY	LAP	VEHICLE
79	Ian AGNEW	1:04.703	16:03:44.285	2	Yamaha YZF750R
79	Ian AGNEW	1:04.698	16:04:48.984	3	Yamaha YZF750R
79	Ian AGNEW	1:04.506	16:06:58.641	5	Yamaha YZF750R
79	Ian AGNEW	1:04.384	16:09:07.593	7	Yamaha YZF750R
79	Ian AGNEW	1:04.074	16:10:11.668	8	Yamaha YZF750R

### Leader History

NO	NAME	FROM LAP	LAPS LED	DISTANCE	VEHICLE
79	Ian AGNEW	1	10	14.56 miles	Yamaha YZF750R

# NG Road Racing - Rounds 6, 7 & 8 @ Pembrey

Open / PI 1300

## Race 5 - LAP CHART

LAP 1 @ 16:02:31.114			LAP 4 @ 16:05:30.232			LAP 7 @ 16:08:28.675			LAP 10 @ 16:11:27.007		
NO	BEHIND	LAP TIME	NO	BEHIND	LAP TIME	NO	BEHIND	LAP TIME	NO	BEHIND	LAP TIME
45		1:03.861	45		59.846	45		59.264	45		59.462
35	1.234	1:05.095	35	0.551	59.059	35	1.094	59.303	35	1.107	59.225
22	1.960	1:05.821	22	2.529	59.491	22	3.486	59.902	22	5.387	59.698
125	2.166	1:06.027	125	3.631	59.842	125	5.421	1:00.088	125	9.001	1:01.148
906	2.776	1:06.637	906	6.126	1:00.655	906	10.239	1:00.940	411	1 Lap	1:06.232
212	3.643	1:07.504	212	8.025	1:01.406	164	12.233	1:00.860	906	14.491	1:01.163
93	3.819	1:07.680	164	8.183	1:00.435	212	13.932	1:01.390	164	16.664	1:00.979
164	3.994	1:07.855	93	10.306	1:01.781	11	18.843	1:01.616	212	21.468	1:02.929
64	5.566	1:09.427	11	13.504	1:01.335	93	19.032	1:02.926	11	24.891	1:01.875
71	6.424	1:10.285	64	16.379	1:03.297	64	27.926	1:03.688	93	26.637	1:02.200
369	6.555	1:10.416	71	18.301	1:03.519	369	30.685	1:03.439	64	39.396	1:03.403
116	6.671	1:10.532	116	18.353	1:03.182	71	31.196	1:03.154	71	42.359	1:03.137
11	6.805	1:10.666	369	18.527	1:03.214	105	31.555	1:03.080	369	43.132	1:03.024
105	7.358	1:11.219	105	19.203	1:03.490	116	31.785	1:02.768	105	43.805	1:03.953
79	8.435	1:12.296	52	20.240	1:03.693	52	32.262	1:03.377	116	44.099	1:03.629
52	8.579	1:12.440	79	23.871	1:05.153	79	38.885	1:04.384	52	44.583	1:03.891
7	9.463	1:13.324	7	24.725	1:04.464	7	39.429	1:04.435	79	53.122	1:04.265
411	10.980	1:14.841	411	34.049	1:07.223	411	57.605	1:07.902	7	53.812	1:04.309

LAP 2 @ 16:03:30.688			LAP 5 @ 16:06:30.118			LAP 8 @ 16:09:28.092		
NO	BEHIND	LAP TIME	NO	BEHIND	LAP TIME	NO	BEHIND	LAP TIME
45		59.574	45		59.886	45		59.417
35	1.689	1:00.029	35	0.560	59.895	35	1.000	59.323
22	3.012	1:00.626	22	2.398	59.755	22	4.212	1:00.143
125	3.406	1:00.814	125	3.871	1:00.126	125	6.481	1:00.477
906	4.439	1:01.237	906	7.027	1:00.787	906	11.495	1:00.673
212	5.095	1:01.026	164	9.455	1:01.158	164	13.779	1:00.963
93	6.229	1:01.984	212	9.903	1:01.764	212	15.918	1:01.403
164	6.359	1:01.939	93	12.508	1:02.088	11	20.607	1:01.181
64	9.241	1:03.249	11	14.937	1:01.319	93	21.460	1:01.845
11	9.569	1:02.338	64	19.685	1:03.192	64	31.675	1:03.166
71	10.835	1:03.985	369	22.486	1:03.845	71	34.858	1:03.079
116	11.109	1:04.012	71	23.068	1:04.653	369	35.292	1:04.024
369	11.252	1:04.271	116	23.238	1:04.771	105	35.828	1:03.690
105	11.420	1:03.636	105	23.427	1:04.110	116	36.080	1:03.712
52	12.621	1:03.616	52	23.865	1:03.511	52	36.442	1:03.597
79	13.564	1:04.703	79	28.491	1:04.506	79	43.542	1:04.074
7	14.878	1:04.989	7	29.129	1:04.290	7	44.244	1:04.232
411	19.211	1:07.805	411	41.408	1:07.245			

LAP 3 @ 16:04:30.386			LAP 6 @ 16:07:29.411			LAP 9 @ 16:10:27.545		
NO	BEHIND	LAP TIME	NO	BEHIND	LAP TIME	NO	BEHIND	LAP TIME
45		59.698	45		59.293	45		59.453
35	1.338	59.347	35	1.055	59.788	35	1.344	59.797
22	2.884	59.570	22	2.848	59.743	22	5.151	1:00.392
125	3.635	59.927	125	4.597	1:00.019	411	1 Lap	1:06.673
906	5.317	1:00.576	906	8.563	1:00.829	125	7.315	1:00.287
212	6.465	1:01.068	164	10.637	1:00.475	906	12.790	1:00.748
164	7.594	1:00.933	212	11.806	1:01.196	164	15.147	1:00.821
93	8.371	1:01.840	212	11.806	1:01.196	212	18.001	1:01.536
11	12.015	1:02.144	93	15.370	1:02.155	11	22.478	1:01.324
64	12.928	1:03.385	11	16.491	1:00.847	93	23.899	1:01.892
71	14.628	1:03.491	64	23.502	1:03.110	64	35.455	1:03.233
116	15.017	1:03.606	369	26.510	1:03.317	71	38.684	1:03.279
369	15.159	1:03.605	71	27.306	1:03.531	105	39.314	1:02.939
105	15.559	1:03.837	105	27.739	1:03.605	369	39.570	1:03.731
52	16.393	1:03.470	52	28.149	1:03.577	116	39.932	1:03.305
79	18.564	1:04.698	116	28.281	1:04.336	52	40.154	1:03.165
7	20.107	1:04.927	79	33.765	1:04.567	79	48.319	1:04.230
411	26.672	1:07.159	7	34.258	1:04.422	7	48.965	1:04.174
			411	48.967	1:06.852			

Weather / Track : /

Results can be found at [www.tsl-timing.com](http://www.tsl-timing.com)

Pembrey National: 1.4560 miles  
Date: 25/05/2024 Start: 16:01 Finish: 16:11

Printed - 16:14 Saturday, 25 May 2024




# NG Road Racing - Rounds 6, 7 & 8 @ Pembrey

Open / PI 1300

Race 16 - GRID (10 Laps)



ROW 6	18   <b>411</b> David ABRAHAM	17   <b>7</b> Mark BALL	16   <b>79</b> Ian AGNEW
ROW 5	15   <b>52</b> Paul MESSENGER	14   <b>116</b> Ade WALBRIDGE	13   <b>105</b> Dave LINDSAY
ROW 4	12   <b>369</b> Mike KNORR	11   <b>71</b> Stu GOODSON	10   <b>64</b> Scott KEY
ROW 3	9   <b>93</b> Stuart COOKE	8   <b>11</b> Chris POPE	7   <b>212</b> Gareth ROBERTS
ROW 2	6   <b>164</b> Michael TUSTIN	5   <b>906</b> Tyson LEWIS	4   <b>125</b> Lewis JONES
ROW 1	3   <b>22</b> Dave MACKAY	2   <b>35</b> Ricky ELDER	1   <b>45</b> Daniel NELMES
	<b>Pole</b>		



Pembrey National: 1.4560 miles

These results are provisional until the conclusion of any judicial and technical matters.

Clerk Of Course : Steve Solley	Stewards :	Timekeeper : NG Timekeepers
--------------------------------	------------	-----------------------------

Results can be found at [www.tsl-timing.com](http://www.tsl-timing.com)

Printed - 16:15 Saturday, 25 May 2024



# NG Road Racing - Rounds 6, 7 & 8 @ Pembrey

Open / PI 1300

## Race 16 - CLASSIFICATION



POS	NO	CL	PIC	NAME	ENTRY	LAPS	TIME	GAP	DIFF	MPH	BEST	ON
1	22	OPEN	1	Dave MACKAY	Suzuki GSXR1000 - True Heroes Racing	10	10:44.466			81.33	1:02.966	9
2	11	OPEN	2	Chris POPE	Yamaha R1 - A F B Motorcycles	10	10:51.006	6.540	6.540	80.51	1:03.712	8
3	35	OPEN	3	Ricky ELDER	Yamaha R6 - REPerformance & DC Motorsport	10	10:56.608	12.142	5.602	79.82	1:04.361	5
4	45	OPEN	4	Daniel NELMES	Yamaha R1 - Thruster Racing	10	11:10.002	25.536	13.394	78.23	1:04.001	5
5	369	OPEN	5	Mike KNORR	Yamaha r6 - JPR Racing	10	11:10.317	25.851	0.315	78.19	1:04.204	7
6	71	OPEN	6	Stu GOODSON	Suzuki GSXR1000 - True Heroes Racing	10	11:13.375	28.909	3.058	77.84	1:05.697	10
7	64	OPEN	7	Scott KEY	Yamaha R6 - SK RACING	10	11:13.770	29.304	0.395	77.79	1:05.505	5
8	212	OPEN	8	Gareth ROBERTS	Yamaha r6 600 - M&J Evans Construction	10	11:14.126	29.660	0.356	77.75	1:05.359	10
9	52	OPEN	9	Paul MESSENGER	Yamaha R6 - Specialist Lifting Solutions	10	11:18.286	33.820	4.160	77.27	1:06.138	2
10	7	OPEN	10	Mark BALL	BMW S1000RR - Bec/Jesse/Harrison	10	11:35.219	50.753	16.933	75.39	1:07.747	7
11	116	OPEN	11	Ade WALBRIDGE	Yamaha R1 1000cc - 3 Bridges Racing	10	11:35.560	51.094	0.341	75.35	1:06.962	2
12	164	OPEN	12	Michael TUSTIN	Yamaha R6 - AH Performance	10	11:41.438	56.972	5.878	74.72	1:08.671	7

### NOT CLASSIFIED

DNF	906	OPEN		Tyson LEWIS	BMW S1000rr - HV Solutions	6	7:05.707	4 Laps	4 Laps	73.87	1:06.839	5
DNF	411	PI1300		David ABRAHAM	Yamaha R1 -	3	4:13.538	7 Laps	3 Laps	62.02	1:15.639	2
DNF	105	OPEN		Dave LINDSAY	Yamaha R1 1000cc - DT racing	2	2:47.526	8 Laps	1 Lap	62.57		
DNF	211	OPEN		Gary STEVENS	BMW s1000rr - Gs rendering	0						

### FASTEST LAP

	22	OPEN		Dave MACKAY	Suzuki GSXR1000 - True Heroes Racing	9	1:02.966			83.24 mph	133.96 kph	
	411	PI1300		David ABRAHAM	Yamaha R1 -	2	1:15.639			69.29 mph	111.52 kph	

Class OPEN - 92.5% of Race Speed = 75.23 mph

Weather / Track : Cloudy / Drying

These results are provisional until the conclusion of any judicial and technical matters.

Race Distance: 10 Laps / 14.56 miles

Pembrey National: 1.4560 miles

Date: 26/05/2024 Start: 11:10 Finish: 11:21

Clerk Of Course : Steve Solley

Stewards :

Timekeeper : NG Timekeepers

Results can be found at [www.tsl-timing.com](http://www.tsl-timing.com)

Printed - 11:23 Sunday, 26 May 2024



# NG Road Racing - Rounds 6, 7 & 8 @ Pembrey

Open / PI 1300

## Race 16 - LAP ANALYSIS

DIFF = Difference To Personal Best Lap

P1 22 Dave MACKAY				
LAP	LAP TIME	DIFF	MPH	TIME OF DAY
1 -	1:11.293	8.327	73.52	11:12:06.866
2 -	1:05.360	2.394	80.19	11:13:12.226
3 -	1:03.964	0.998	81.94	11:14:16.190
4 -	1:03.954	0.988	81.95	11:15:20.144
5 -	1:03.264	0.298	82.85	11:16:23.408
6 -	1:04.119	1.153	81.74	11:17:27.527
7 -	1:03.419	0.453	82.65	11:18:30.946
8 -	1:03.037 (2)	0.071	83.15	11:19:33.983
9 -	<b>1:02.966 (1)</b>		<b>83.24</b>	<b>11:20:36.949</b>
10 -	1:03.090 (3)	0.124	83.08	11:21:40.039

P2 11 Chris POPE				
LAP	LAP TIME	DIFF	MPH	TIME OF DAY
1 -	1:12.719	9.007	72.07	11:12:08.292
2 -	1:05.240	1.528	80.34	11:13:13.532
3 -	1:04.269	0.557	81.55	11:14:17.801
4 -	1:04.737	1.025	80.96	11:15:22.538
5 -	1:03.819	0.107	82.13	11:16:26.357
6 -	1:03.809 (3)	0.097	82.14	11:17:30.166
7 -	1:03.713 (2)	0.001	82.26	11:18:33.879
8 -	<b>1:03.712 (1)</b>		<b>82.27</b>	<b>11:19:37.591</b>
9 -	1:04.178	0.466	81.67	11:20:41.769
10 -	1:04.810	1.098	80.87	11:21:46.579

P3 35 Ricky ELDER				
LAP	LAP TIME	DIFF	MPH	TIME OF DAY
1 -	1:10.518	6.157	74.32	11:12:06.091
2 -	1:05.528	1.167	79.99	11:13:11.619
3 -	1:04.482 (2)	0.121	81.28	11:14:16.101
4 -	1:04.707	0.346	81.00	11:15:20.808
5 -	<b>1:04.361 (1)</b>		<b>81.44</b>	<b>11:16:25.169</b>
6 -	1:04.842	0.481	80.83	11:17:30.011
7 -	1:06.004	1.643	79.41	11:18:36.015
8 -	1:04.590 (3)	0.229	81.15	11:19:40.605
9 -	1:05.092	0.731	80.52	11:20:45.697
10 -	1:06.484	2.123	78.84	11:21:52.181

P4 45 Daniel NELMES				
LAP	LAP TIME	DIFF	MPH	TIME OF DAY
1 -	1:10.358	6.357	74.49	11:12:05.931
2 -	1:06.401	2.400	78.93	11:13:12.332
3 -	1:05.222 (3)	1.221	80.36	11:14:17.554
4 -	1:05.680	1.679	79.80	11:15:23.234
5 -	<b>1:04.001 (1)</b>		<b>81.89</b>	<b>11:16:27.235</b>
6 -	1:04.124 (2)	0.123	81.74	11:17:31.359
7 -	1:16.332	12.331	68.66	11:18:47.691
8 -	1:06.528	2.527	78.78	11:19:54.219
9 -	1:05.694	1.693	79.78	11:20:59.913
10 -	1:05.662	1.661	79.82	11:22:05.575

P5 369 Mike KNORR				
LAP	LAP TIME	DIFF	MPH	TIME OF DAY
1 -	1:17.033	12.829	68.04	11:12:12.606
2 -	1:07.196	2.992	78.00	11:13:19.802
3 -	1:06.159	1.955	79.22	11:14:25.961
4 -	1:06.203	1.999	79.17	11:15:32.164
5 -	1:06.762	2.558	78.51	11:16:38.926
6 -	1:06.353	2.149	78.99	11:17:45.279
7 -	<b>1:04.204 (1)</b>		<b>81.63</b>	<b>11:18:49.483</b>

DIFF = Difference To Personal Best Lap

8 -	1:04.609 (2)	0.405	81.12	11:19:54.092
9 -	1:06.130	1.926	79.26	11:21:00.222
10 -	1:05.668 (3)	1.464	79.81	11:22:05.890

P6 71 Stu GOODSON				
LAP	LAP TIME	DIFF	MPH	TIME OF DAY
1 -	1:14.995	9.298	69.89	11:12:10.568
2 -	1:06.918	1.221	78.32	11:13:17.486
3 -	1:06.856	1.159	78.40	11:14:24.342
4 -	1:07.793	2.096	77.31	11:15:32.135
5 -	1:06.537	0.840	78.77	11:16:38.672
6 -	1:06.807	1.110	78.45	11:17:45.479
7 -	1:05.708 (2)	0.011	79.77	11:18:51.187
8 -	1:06.327	0.630	79.02	11:19:57.514
9 -	1:05.737 (3)	0.040	79.73	11:21:03.251
10 -	<b>1:05.697 (1)</b>		<b>79.78</b>	<b>11:22:08.948</b>

P7 64 Scott KEY				
LAP	LAP TIME	DIFF	MPH	TIME OF DAY
1 -	1:16.654	11.149	68.37	11:12:12.227
2 -	1:07.478	1.973	77.67	11:13:19.705
3 -	1:06.960	1.455	78.27	11:14:26.665
4 -	1:07.412	1.907	77.75	11:15:34.077
5 -	<b>1:05.505 (1)</b>		<b>80.01</b>	<b>11:16:39.582</b>
6 -	1:06.664	1.159	78.62	11:17:46.246
7 -	1:06.035	0.530	79.37	11:18:52.281
8 -	1:05.684 (3)	0.179	79.80	11:19:57.965
9 -	1:05.579 (2)	0.074	79.92	11:21:03.544
10 -	1:05.799	0.294	79.66	11:22:09.343

P8 212 Gareth ROBERTS				
LAP	LAP TIME	DIFF	MPH	TIME OF DAY
1 -	1:13.816	8.457	71.00	11:12:09.389
2 -	1:07.471	2.112	77.68	11:13:16.860
3 -	1:07.158	1.799	78.04	11:14:24.018
4 -	1:07.290	1.931	77.89	11:15:31.308
5 -	1:07.171	1.812	78.03	11:16:38.479
6 -	1:06.889	1.530	78.36	11:17:45.368
7 -	1:07.592	2.233	77.54	11:18:52.960
8 -	1:05.541 (2)	0.182	79.97	11:19:58.501
9 -	1:05.839 (3)	0.480	79.61	11:21:04.340
10 -	<b>1:05.359 (1)</b>		<b>80.19</b>	<b>11:22:09.699</b>

P9 52 Paul MESSENGER				
LAP	LAP TIME	DIFF	MPH	TIME OF DAY
1 -	1:16.236	10.098	68.75	11:12:11.809
2 -	<b>1:06.138 (1)</b>		<b>79.25</b>	<b>11:13:17.947</b>
3 -	1:06.830	0.692	78.43	11:14:24.777
4 -	1:07.910	1.772	77.18	11:15:32.687
5 -	1:06.812	0.674	78.45	11:16:39.499
6 -	1:07.746	1.608	77.37	11:17:47.245
7 -	1:06.537 (3)	0.399	78.77	11:18:53.782
8 -	1:06.617	0.479	78.68	11:20:00.399
9 -	1:06.445 (2)	0.307	78.88	11:21:06.844
10 -	1:07.015	0.877	78.21	11:22:13.859

P10 7 Mark BALL				
LAP	LAP TIME	DIFF	MPH	TIME OF DAY
1 -	1:17.910	10.163	67.27	11:12:13.483
2 -	1:08.749	1.002	76.24	11:13:22.232
3 -	1:09.000	1.253	75.96	11:14:31.232

# NG Road Racing - Rounds 6, 7 & 8 @ Pembrey

Open / PI 1300

## Race 16 - LAP ANALYSIS

DIFF = Difference To Personal Best Lap

4 -	1:08.055 (2)	0.308	77.02	11:15:39.287
5 -	1:08.142 (3)	0.395	76.92	11:16:47.429
6 -	1:08.672	0.925	76.32	11:17:56.101
7 -	<b>1:07.747 (1)</b>		<b>77.37</b>	<b>11:19:03.848</b>
8 -	1:08.624	0.877	76.38	11:20:12.472
9 -	1:09.382	1.635	75.54	11:21:21.854
10 -	1:08.938	1.191	76.03	11:22:30.792

### P11 116 Ade WALBRIDGE

LAP	LAP TIME	DIFF	MPH	TIME OF DAY
1 -	1:15.168	8.206	69.73	11:12:10.741
2 -	<b>1:06.962 (1)</b>		<b>78.27</b>	<b>11:13:17.703</b>
3 -	1:08.077 (2)	1.115	76.99	11:14:25.780
4 -	1:08.310 (3)	1.348	76.73	11:15:34.090
5 -	1:08.641	1.679	76.36	11:16:42.731
6 -	1:10.098	3.136	74.77	11:17:52.829
7 -	1:09.562	2.600	75.35	11:19:02.391
8 -	1:09.700	2.738	75.20	11:20:12.091
9 -	1:09.322	2.360	75.61	11:21:21.413
10 -	1:09.720	2.758	75.18	11:22:31.133

### P12 164 Michael TUSTIN

LAP	LAP TIME	DIFF	MPH	TIME OF DAY
1 -	1:16.741	8.070	68.30	11:12:12.314
2 -	1:09.571	0.900	75.34	11:13:21.885
3 -	1:09.734	1.063	75.16	11:14:31.619
4 -	1:09.175 (2)	0.504	75.77	11:15:40.794
5 -	1:09.295	0.624	75.64	11:16:50.089
6 -	1:09.242 (3)	0.571	75.69	11:17:59.331
7 -	<b>1:08.671 (1)</b>		<b>76.32</b>	<b>11:19:08.002</b>
8 -	1:09.363	0.692	75.56	11:20:17.365
9 -	1:09.729	1.058	75.17	11:21:27.094
10 -	1:09.917	1.246	74.96	11:22:37.011

### P13 906 Tyson LEWIS

LAP	LAP TIME	DIFF	MPH	TIME OF DAY
1 -	1:12.858	6.019	71.94	11:12:08.431
2 -	1:07.859	1.020	77.24	11:13:16.290
3 -	1:07.357 (2)	0.518	77.81	11:14:23.647
4 -	1:07.460 (3)	0.621	77.69	11:15:31.107
5 -	<b>1:06.839 (1)</b>		<b>78.42</b>	<b>11:16:37.946</b>
6 -	1:23.334 P	16.495	62.89	11:18:01.280

### P14 411 David ABRAHAM

LAP	LAP TIME	DIFF	MPH	TIME OF DAY
1 -	1:21.474	5.835	64.33	11:12:17.047
2 -	<b>1:15.639 (1)</b>		<b>69.29</b>	<b>11:13:32.686</b>
3 -	1:36.425 P	20.786	54.35	11:15:09.111

### P15 105 Dave LINDSAY

LAP	LAP TIME	DIFF	MPH	TIME OF DAY
1 -	1:19.190		66.18	11:12:14.763
2 -	1:28.336 P		59.33	11:13:43.099

# NG Road Racing - Rounds 6, 7 & 8 @ Pembrey

Open / PI 1300

## Race 16 - STATISTICS

<b>Competitors Started</b>	16
<b>Planned Start</b>	2024-05-26 @ 11:04:00.000
<b>Actual Start</b>	2024-05-26 @ 11:10:55.572
<b>Finish Time</b>	2024-05-26 @ 11:21:40.038
<b>Track Length</b>	1.4560mi.
<b>Total Laps</b>	131
<b>Total Distance Covered</b>	190.7360mi.

### Session Fastest Lap History

NO	CL	NAME	LAP TIME	TIME OF DAY	LAP	VEHICLE
35	Phoenix	Ricky ELDER	1:05.528	11:13:11.647	2	Yamaha R6
22	Phoenix	Dave MACKAY	1:05.360	11:13:12.252	2	Suzuki GSXR1000
11	Phoenix	Chris POPE	1:05.240	11:13:13.545	2	Yamaha R1
35	Phoenix	Ricky ELDER	1:04.482	11:14:16.128	3	Yamaha R6
22	Phoenix	Dave MACKAY	1:03.964	11:14:16.190	3	Suzuki GSXR1000
22	Phoenix	Dave MACKAY	1:03.954	11:15:20.170	4	Suzuki GSXR1000
22	Phoenix	Dave MACKAY	1:03.264	11:16:23.434	5	Suzuki GSXR1000
22	Phoenix	Dave MACKAY	1:03.037	11:19:34.009	8	Suzuki GSXR1000
22	Phoenix	Dave MACKAY	1:02.966	11:20:36.974	9	Suzuki GSXR1000

### Session Leader History

NO	CL	NAME	FROM LAP	LAPS LED	DISTANCE	VEHICLE
45	Phoenix	Daniel NELMES	1	1	1.45 miles	Yamaha R1
35	Phoenix	Ricky ELDER	2	2	2.91 miles	Yamaha R6
22	Phoenix	Dave MACKAY	4	7	10.19 miles	Suzuki GSXR1000

### Flag History

TYPE	TIME OF DAY
GREEN	11:10:55.572
FINISH	11:21:40.038

### Flag Statistics

TYPE	COUNT	TOTAL LAPS	TOTAL TIME
Green	1	10	12:10.865
Red	0	0	0.000
Safety Car	0	0	0.000
FCY	0	0	0.000

# NG Road Racing - Rounds 6, 7 & 8 @ Pembrey

Open / PI 1300

## Race 16 - STATISTICS

CLASS : Phoenix Open

15 Starters

### Fastest Lap History

NO	NAME	LAP TIME	TIME OF DAY	LAP	VEHICLE
35	Ricky ELDER	1:05.528	11:13:11.647	2	Yamaha R6
22	Dave MACKAY	1:05.360	11:13:12.252	2	Suzuki GSXR1000
11	Chris POPE	1:05.240	11:13:13.545	2	Yamaha R1
35	Ricky ELDER	1:04.482	11:14:16.128	3	Yamaha R6
22	Dave MACKAY	1:03.964	11:14:16.190	3	Suzuki GSXR1000
22	Dave MACKAY	1:03.954	11:15:20.170	4	Suzuki GSXR1000
22	Dave MACKAY	1:03.264	11:16:23.434	5	Suzuki GSXR1000
22	Dave MACKAY	1:03.037	11:19:34.009	8	Suzuki GSXR1000
22	Dave MACKAY	1:02.966	11:20:36.974	9	Suzuki GSXR1000

### Leader History

NO	NAME	FROM LAP	LAPS LED	DISTANCE	VEHICLE
45	Daniel NELMES	1	1	1.45 miles	Yamaha R1
35	Ricky ELDER	2	2	2.91 miles	Yamaha R6
22	Dave MACKAY	4	7	10.19 miles	Suzuki GSXR1000

# NG Road Racing - Rounds 6, 7 & 8 @ Pembrey

Open / PI 1300

## Race 16 - STATISTICS

CLASS : Pre-Injection - Pre 2001 1300

1 Starters

### Fastest Lap History

NO	NAME	LAP TIME	TIME OF DAY	LAP	VEHICLE
411	David ABRAHAM	1:15.639	11:13:32.698	2	Yamaha R1

### Leader History

NO	NAME	FROM LAP	LAPS LED	DISTANCE	VEHICLE
411	David ABRAHAM	1	3	4.36 miles	Yamaha R1

# NG Road Racing - Rounds 6, 7 & 8 @ Pembrey

Open / PI 1300

## Race 16 - LAP CHART

### LAP 1 @ 11:12:05.931

NO	BEHIND	LAP TIME
45		1:10.358
35	0.160	1:10.518
22	0.935	1:11.293
11	2.361	1:12.719
906	2.500	1:12.858
212	3.458	1:13.816
71	4.637	1:14.995
116	4.810	1:15.168
52	5.878	1:16.236
64	6.296	1:16.654
164	6.383	1:16.741
369	6.675	1:17.033
7	7.552	1:17.910
105	8.832	1:19.190
411	11.116	1:21.474

### LAP 2 @ 11:13:11.619

NO	BEHIND	LAP TIME
35		1:05.528
22	0.607	1:05.360
45	0.713	1:06.401
11	1.913	1:05.240
906	4.671	1:07.859
212	5.241	1:07.471
71	5.867	1:06.918
116	6.084	1:06.962
52	6.328	1:06.138
64	8.086	1:07.478
369	8.183	1:07.196
164	10.266	1:09.571
7	10.613	1:08.749
411	21.067	1:15.639
105	31.480	1:28.336 P

### LAP 3 @ 11:14:16.101

NO	BEHIND	LAP TIME
35		1:04.482
22	0.089	1:03.964
45	1.453	1:05.222
11	1.700	1:04.269
906	7.546	1:07.357
212	7.917	1:07.158
71	8.241	1:06.856
52	8.676	1:06.830
116	9.679	1:08.077
369	9.860	1:06.159
64	10.564	1:06.960
7	15.131	1:09.000
164	15.518	1:09.734
411	53.010	1:36.425 P

### LAP 4 @ 11:15:20.144

NO	BEHIND	LAP TIME
22		1:03.954
35	0.664	1:04.707
11	2.394	1:04.737
45	3.090	1:05.680
906	10.963	1:07.460
212	11.164	1:07.290
71	11.991	1:07.793
369	12.020	1:06.203

Weather / Track : /

Results can be found at [www.tsl-timing.com](http://www.tsl-timing.com)

52	12.543	1:07.910
64	13.933	1:07.412
116	13.946	1:08.310
7	19.143	1:08.055
164	20.650	1:09.175

### LAP 5 @ 11:16:23.408

NO	BEHIND	LAP TIME
22		1:03.264
35	1.761	1:04.361
11	2.949	1:03.819
45	3.827	1:04.001
906	14.538	1:06.839
212	15.071	1:07.171
71	15.264	1:06.537
369	15.518	1:06.762
52	16.091	1:06.812
64	16.174	1:05.505
116	19.323	1:08.641
7	24.021	1:08.142
164	26.681	1:09.295

### LAP 6 @ 11:17:27.527

NO	BEHIND	LAP TIME
22		1:04.119
35	2.484	1:04.842
11	2.639	1:03.809
45	3.832	1:04.124
369	17.752	1:06.353
212	17.841	1:06.889
71	17.952	1:06.807
64	18.719	1:06.664
52	19.718	1:07.746
116	25.302	1:10.098
7	28.574	1:08.672
164	31.804	1:09.242
906	33.753	1:23.334 P

### LAP 7 @ 11:18:30.946

NO	BEHIND	LAP TIME
22		1:03.419
11	2.933	1:03.713
35	5.069	1:06.004
45	16.745	1:16.332
369	18.537	1:04.204
71	20.241	1:05.708
64	21.335	1:06.035
212	22.014	1:07.592
52	22.836	1:06.537
116	31.445	1:09.562
7	32.902	1:07.747
164	37.056	1:08.671

### LAP 8 @ 11:19:33.983

NO	BEHIND	LAP TIME
22		1:03.037
11	3.608	1:03.712
35	6.622	1:04.590
369	20.109	1:04.609
45	20.236	1:06.528
71	23.531	1:06.327
64	23.982	1:05.684
212	24.518	1:05.541

52	26.416	1:06.617
116	38.108	1:09.700
7	38.489	1:08.624
164	43.382	1:09.363

### LAP 9 @ 11:20:36.949

NO	BEHIND	LAP TIME
22		1:02.966
11	4.820	1:04.178
35	8.748	1:05.092
45	22.964	1:05.694
369	23.273	1:06.130
71	26.302	1:05.737
64	26.595	1:05.579
212	27.391	1:05.839
52	29.895	1:06.445
116	44.464	1:09.322
7	44.905	1:09.382
164	50.145	1:09.729

### LAP 10 @ 11:21:40.039

NO	BEHIND	LAP TIME
22		1:03.090
11	6.540	1:04.810
35	12.142	1:06.484
45	25.536	1:05.662
369	25.851	1:05.668
71	28.909	1:05.697
64	29.304	1:05.799
212	29.660	1:05.359
52	33.820	1:07.015
7	50.753	1:08.938
116	51.094	1:09.720
164	56.972	1:09.917

Pembrey National: 1.4560 miles  
Date: 26/05/2024 Start: 11:10 Finish: 11:21

Printed - 11:24 Sunday, 26 May 2024




# NG Road Racing - Rounds 6, 7 & 8 @ Pembrey

Open / PI 1300

Race 26 - GRID (11 Laps)



ROW 4	12   <b>164</b> Michael TUSTIN	11   <b>116</b> Ade WALBRIDGE	10   <b>7</b> Mark BALL
ROW 3	9   <b>52</b> Paul MESSENGER	8   <b>212</b> Gareth ROBERTS	7   <b>64</b> Scott KEY
ROW 2	6   <b>71</b> Stu GOODSON	5   <b>369</b> Mike KNORR	4   <b>45</b> Daniel NELMES
ROW 1	3   <b>35</b> Ricky ELDER	2   <b>11</b> Chris POPE	1   <b>22</b> Dave MACKAY <b>Pole</b>



Pembrey National: 1.4560 miles

These results are provisional until the conclusion of any judicial and technical matters.

Clerk Of Course : Steve Solley	Stewards :	Timekeeper : NG Timekeepers
--------------------------------	------------	-----------------------------

Results can be found at [www.tsl-timing.com](http://www.tsl-timing.com)

Printed - 11:25 Sunday, 26 May 2024



# NG Road Racing - Rounds 6, 7 & 8 @ Pembrey

Open / PI 1300

## Race 26 - CLASSIFICATION



POS	NO	CL	PIC NAME	ENTRY	LAPS	TIME	GAP	DIFF	MPH	BEST	ON
1	45	OPEN	1 Daniel NELMES	Yamaha R1 - Thruster Racing	11	11:05.941			86.58	59.849	11
2	35	OPEN	2 Ricky ELDER	Yamaha R6 - REPerformance & DC Motorsport	11	11:06.237	0.296	0.296	86.54	59.703	11
3	22	OPEN	3 Dave MACKAY	Suzuki GSXR1000 - True Heroes Racing	11	11:19.774	13.833	13.537	84.81	1:00.070	4
4	211	OPEN	4 Gary STEVENS	BMW s1000rr - Gs rendering	11	11:24.296	18.355	4.522	84.25	1:01.317	8
5	11	OPEN	5 Chris POPE	Yamaha R1 - A F B Motorcycles	11	11:25.318	19.377	1.022	84.13	1:01.102	8
6	164	OPEN	6 Michael TUSTIN	Yamaha R6 - AH Performance	11	11:25.583	19.642	0.265	84.10	1:01.104	8
7	906	OPEN	7 Tyson LEWIS	BMW S1000rr - HV Solutions	11	11:25.931	19.990	0.348	84.05	1:00.753	9
8	212	OPEN	8 Gareth ROBERTS	Yamaha r6 600 - M&J Evans Construction	11	11:26.631	20.690	0.700	83.97	1:01.456	5
9	64	OPEN	9 Scott KEY	Yamaha R6 - SK RACING	11	11:40.464	34.523	13.833	82.31	1:02.077	8
10	105	OPEN	10 Dave LINDSAY	Yamaha R1 1000cc - DT racing	11	11:43.313	37.372	2.849	81.97	1:02.110	6
11	71	OPEN	11 Stu GOODSON	Suzuki GSXR1000 - True Heroes Racing	11	11:47.157	41.216	3.844	81.53	1:03.310	3
12	116	OPEN	12 Ade WALBRIDGE	Yamaha R1 1000cc - 3 Bridges Racing	11	11:47.227	41.286	0.070	81.52	1:03.281	3
13	7	OPEN	13 Mark BALL	BMW S1000RR - Bec/Jesse/Harrison	11	11:53.521	47.580	6.294	80.80	1:03.540	9
14	52	OPEN	14 Paul MESSENGER	Yamaha R6 - Specialist Lifting Solutions	11	11:57.485	51.544	3.964	80.36	1:02.847	10
15	411	PI1300	1 David ABRAHAM	Yamaha R1 -	10	11:09.347	1 Lap	1 Lap	78.30	1:05.280	2

### FASTEST LAP

35	OPEN	Ricky ELDER	Yamaha R6 - REPerformance & DC Motorsport	11	59.703	87.79 mph	141.29 kph
411	PI1300	David ABRAHAM	Yamaha R1 -	2	1:05.280	80.29 mph	129.22 kph

#52 - PAUL MESSENGER - JUMP START - 10 SECOND PENALTY

Class OPEN - 92.5% of Race Speed = 80.08 mph

Class PI1300 - 92.5% of Race Speed = 72.42 mph

Race Distance: 11 Laps / 16.01 miles

Pembrey National: 1.4560 miles

Date: 26/05/2024 Start: 14:52 Finish: 15:03

Weather / Track : Sunny / Dry

These results are provisional until the conclusion of any judicial and technical matters.

Clerk Of Course : Steve Solley

Stewards :

Timekeeper : NG Timekeepers

Results can be found at [www.tsl-timing.com](http://www.tsl-timing.com)

Printed - 15:05 Sunday, 26 May 2024



# NG Road Racing - Rounds 6, 7 & 8 @ Pembrey

Open / PI 1300

## Race 26 - LAP ANALYSIS

DIFF = Difference To Personal Best Lap

<b>P1 45 Daniel NELMES</b>				
LAP	LAP TIME	DIFF	MPH	TIME OF DAY
1 -	1:04.758	4.909	80.94	14:53:56.029
2 -	1:00.141	0.292	87.15	14:54:56.170
3 -	1:00.050	0.201	87.28	14:55:56.220
4 -	1:00.201	0.352	87.06	14:56:56.421
5 -	1:00.127	0.278	87.17	14:57:56.548
6 -	59.976 (2)	0.127	87.39	14:58:56.524
7 -	1:00.207	0.358	87.05	14:59:56.731
8 -	1:00.021 (3)	0.172	87.32	15:00:56.752
9 -	1:00.255	0.406	86.99	15:01:57.007
10 -	1:00.356	0.507	86.84	15:02:57.363
11 -	<b>59.849</b> (1)		<b>87.58</b>	<b>15:03:57.212</b>

<b>P2 35 Ricky ELDER</b>				
LAP	LAP TIME	DIFF	MPH	TIME OF DAY
1 -	1:05.662	5.959	79.82	14:53:56.933
2 -	1:00.382	0.679	86.80	14:54:57.315
3 -	1:00.257	0.554	86.98	14:55:57.572
4 -	59.859	0.156	87.56	14:56:57.431
5 -	1:00.437	0.734	86.72	14:57:57.868
6 -	59.843 (3)	0.140	87.58	14:58:57.711
7 -	1:00.045	0.342	87.29	14:59:57.756
8 -	59.949	0.246	87.43	15:00:57.705
9 -	59.806 (2)	0.103	87.64	15:01:57.511
10 -	1:00.294	0.591	86.93	15:02:57.805
11 -	<b>59.703</b> (1)		<b>87.79</b>	<b>15:03:57.508</b>

<b>P3 22 Dave MACKAY</b>				
LAP	LAP TIME	DIFF	MPH	TIME OF DAY
1 -	1:04.491	4.421	81.27	14:53:55.762
2 -	1:11.149	11.079	73.67	14:55:06.911
3 -	1:00.798	0.728	86.21	14:56:07.709
4 -	<b>1:00.070</b> (1)		<b>87.25</b>	<b>14:57:07.779</b>
5 -	1:00.612	0.542	86.47	14:58:08.391
6 -	1:00.177 (3)	0.107	87.10	14:59:08.568
7 -	1:00.960	0.890	85.98	15:00:09.528
8 -	1:00.223	0.153	87.03	15:01:09.751
9 -	1:00.380	0.310	86.81	15:02:10.131
10 -	1:00.161 (2)	0.091	87.12	15:03:10.292
11 -	1:00.753	0.683	86.27	15:04:11.045

<b>P4 211 Gary STEVENS</b>				
LAP	LAP TIME	DIFF	MPH	TIME OF DAY
1 -	1:08.124	6.807	76.94	14:53:59.395
2 -	1:01.320 (2)	0.003	85.47	14:55:00.715
3 -	1:01.604	0.287	85.08	14:56:02.319
4 -	1:02.130	0.813	84.36	14:57:04.449
5 -	1:01.575	0.258	85.12	14:58:06.024
6 -	1:02.212	0.895	84.25	14:59:08.236
7 -	1:01.320 (2)	0.003	85.47	15:00:09.556
8 -	<b>1:01.317</b> (1)		<b>85.48</b>	<b>15:01:10.873</b>
9 -	1:01.421	0.104	85.33	15:02:12.294
10 -	1:01.371	0.054	85.40	15:03:13.665
11 -	1:01.902	0.585	84.67	15:04:15.567

<b>P5 11 Chris POPE</b>				
LAP	LAP TIME	DIFF	MPH	TIME OF DAY
1 -	1:06.926	5.824	78.31	14:53:58.197
2 -	1:01.905	0.803	84.67	14:55:00.102
3 -	1:01.992	0.890	84.55	14:56:02.094

DIFF = Difference To Personal Best Lap

4 -	1:02.603	1.501	83.72	14:57:04.697
5 -	1:01.598 (3)	0.496	85.09	14:58:06.295
6 -	1:02.073	0.971	84.44	14:59:08.368
7 -	1:01.772	0.670	84.85	15:00:10.140
8 -	<b>1:01.102</b> (1)		<b>85.78</b>	<b>15:01:11.242</b>
9 -	1:01.319 (2)	0.217	85.48	15:02:12.561
10 -	1:02.111	1.009	84.39	15:03:14.672
11 -	1:01.917	0.815	84.65	15:04:16.589

<b>P6 164 Michael TUSTIN</b>				
LAP	LAP TIME	DIFF	MPH	TIME OF DAY
1 -	1:09.441	8.337	75.48	14:54:00.712
2 -	1:01.702	0.598	84.95	14:55:02.414
3 -	1:01.581	0.477	85.11	14:56:03.995
4 -	1:01.713	0.609	84.93	14:57:05.708
5 -	1:01.423 (2)	0.319	85.33	14:58:07.131
6 -	1:01.466	0.362	85.27	14:59:08.597
7 -	1:01.970	0.866	84.58	15:00:10.567
8 -	<b>1:01.104</b> (1)		<b>85.78</b>	<b>15:01:11.671</b>
9 -	1:01.431 (3)	0.327	85.32	15:02:13.102
10 -	1:01.750	0.646	84.88	15:03:14.852
11 -	1:02.002	0.898	84.53	15:04:16.854

<b>P7 906 Tyson LEWIS</b>				
LAP	LAP TIME	DIFF	MPH	TIME OF DAY
1 -	1:09.136	8.383	75.81	14:54:00.407
2 -	1:03.061	2.308	83.11	14:55:03.468
3 -	1:01.680	0.927	84.98	14:56:05.148
4 -	1:01.624	0.871	85.05	14:57:06.772
5 -	1:01.551	0.798	85.15	14:58:08.323
6 -	1:01.424 (2)	0.671	85.33	14:59:09.747
7 -	1:01.554	0.801	85.15	15:00:11.301
8 -	1:01.434 (3)	0.681	85.32	15:01:12.735
9 -	<b>1:00.753</b> (1)		<b>86.27</b>	<b>15:02:13.488</b>
10 -	1:01.507	0.754	85.21	15:03:14.995
11 -	1:02.207	1.454	84.26	15:04:17.202

<b>P8 212 Gareth ROBERTS</b>				
LAP	LAP TIME	DIFF	MPH	TIME OF DAY
1 -	1:08.615	7.159	76.39	14:53:59.886
2 -	1:02.124	0.668	84.37	14:55:02.010
3 -	1:01.869	0.413	84.72	14:56:03.879
4 -	1:01.693	0.237	84.96	14:57:05.572
5 -	<b>1:01.456</b> (1)		<b>85.29</b>	<b>14:58:07.028</b>
6 -	1:01.931	0.475	84.63	14:59:08.959
7 -	1:01.980	0.524	84.56	15:00:10.939
8 -	1:01.655 (3)	0.199	85.01	15:01:12.594
9 -	1:01.844	0.388	84.75	15:02:14.438
10 -	1:01.599 (2)	0.143	85.09	15:03:16.037
11 -	1:01.865	0.409	84.72	15:04:17.902

<b>P9 64 Scott KEY</b>				
LAP	LAP TIME	DIFF	MPH	TIME OF DAY
1 -	1:08.977	6.900	75.99	14:54:00.248
2 -	1:04.152	2.075	81.70	14:55:04.400
3 -	1:03.321	1.244	82.77	14:56:07.721
4 -	1:03.524	1.447	82.51	14:57:11.245
5 -	1:03.471	1.394	82.58	14:58:14.716
6 -	1:02.790 (3)	0.713	83.47	14:59:17.506
7 -	1:02.529 (2)	0.452	83.82	15:00:20.035
8 -	<b>1:02.077</b> (1)		<b>84.43</b>	<b>15:01:22.112</b>
9 -	1:02.944	0.867	83.27	15:02:25.056

# NG Road Racing - Rounds 6, 7 & 8 @ Pembrey

Open / PI 1300

## Race 26 - LAP ANALYSIS

DIFF = Difference To Personal Best Lap

10 -	1:03.639	1.562	82.36	15:03:28.695
11 -	1:03.040	0.963	83.14	15:04:31.735

P10 105 Dave LINDSAY				
LAP	LAP TIME	DIFF	MPH	TIME OF DAY
1 -	1:12.299	10.189	72.49	14:54:03.570
2 -	1:02.517 (3)	0.407	83.84	14:55:06.087
3 -	1:02.492 (2)	0.382	83.87	14:56:08.579
4 -	1:03.159	1.049	82.99	14:57:11.738
5 -	1:04.159	2.049	81.69	14:58:15.897
6 -	<b>1:02.110 (1)</b>		<b>84.39</b>	<b>14:59:18.007</b>
7 -	1:03.455	1.345	82.60	15:00:21.462
8 -	1:03.373	1.263	82.71	15:01:24.835
9 -	1:03.407	1.297	82.66	15:02:28.242
10 -	1:02.901	0.791	83.33	15:03:31.143
11 -	1:03.441	1.331	82.62	15:04:34.584

P11 71 Stu GOODSON				
LAP	LAP TIME	DIFF	MPH	TIME OF DAY
1 -	1:08.487	5.177	76.53	14:53:59.758
2 -	1:04.556	1.246	81.19	14:55:04.314
3 -	<b>1:03.310 (1)</b>		<b>82.79</b>	<b>14:56:07.624</b>
4 -	1:03.584 (3)	0.274	82.43	14:57:11.208
5 -	1:04.549	1.239	81.20	14:58:15.757
6 -	1:03.862	0.552	82.07	14:59:19.619
7 -	1:03.926	0.616	81.99	15:00:23.545
8 -	1:03.764	0.454	82.20	15:01:27.309
9 -	1:03.442 (2)	0.132	82.62	15:02:30.751
10 -	1:03.799	0.489	82.15	15:03:34.550
11 -	1:03.878	0.568	82.05	15:04:38.428

P12 116 Ade WALBRIDGE				
LAP	LAP TIME	DIFF	MPH	TIME OF DAY
1 -	1:09.758	6.477	75.13	14:54:01.029
2 -	1:03.656	0.375	82.34	14:55:04.685
3 -	<b>1:03.281 (1)</b>		<b>82.83</b>	<b>14:56:07.966</b>
4 -	1:03.495 (3)	0.214	82.55	14:57:11.461
5 -	1:04.335	1.054	81.47	14:58:15.796
6 -	1:03.980	0.699	81.92	14:59:19.776
7 -	1:03.904	0.623	82.02	15:00:23.680
8 -	1:03.725	0.444	82.25	15:01:27.405
9 -	1:03.420 (2)	0.139	82.64	15:02:30.825
10 -	1:03.765	0.484	82.20	15:03:34.590
11 -	1:03.908	0.627	82.01	15:04:38.498

P13 7 Mark BALL				
LAP	LAP TIME	DIFF	MPH	TIME OF DAY
1 -	1:11.913	8.373	72.88	14:54:03.184
2 -	1:05.496	1.956	80.02	14:55:08.680
3 -	1:04.353	0.813	81.45	14:56:13.033
4 -	1:04.748	1.208	80.95	14:57:17.781
5 -	1:03.816	0.276	82.13	14:58:21.597
6 -	1:03.656 (3)	0.116	82.34	14:59:25.253
7 -	1:03.831	0.291	82.11	15:00:29.084
8 -	1:03.606 (2)	0.066	82.40	15:01:32.690
9 -	<b>1:03.540 (1)</b>		<b>82.49</b>	<b>15:02:36.230</b>
10 -	1:03.829	0.289	82.11	15:03:40.059
11 -	1:04.733	1.193	80.97	15:04:44.792

DIFF = Difference To Personal Best Lap

P14 52 Paul MESSENGER				
LAP	LAP TIME	DIFF	MPH	TIME OF DAY
1 -	1:12.157	9.310	72.64	14:54:03.428
2 -	1:04.482	1.635	81.28	14:55:07.910
3 -	1:03.592	0.745	82.42	14:56:11.502
4 -	1:03.556	0.709	82.47	14:57:15.058
5 -	1:03.723	0.876	82.25	14:58:18.781
6 -	1:03.786	0.939	82.17	14:59:22.567
7 -	1:03.698	0.851	82.28	15:00:26.265
8 -	1:03.035 (3)	0.188	83.15	15:01:29.300
9 -	1:03.033 (2)	0.186	83.15	15:02:32.333
10 -	<b>1:02.847 (1)</b>		<b>83.40</b>	<b>15:03:35.180</b>
11 -	1:03.576	0.729	82.44	15:04:38.756

P15 411 David ABRAHAM				
LAP	LAP TIME	DIFF	MPH	TIME OF DAY
1 -	1:13.314	8.034	71.49	14:54:04.585
2 -	<b>1:05.280 (1)</b>		<b>80.29</b>	<b>14:55:09.865</b>
3 -	1:05.624 (3)	0.344	79.87	14:56:15.489
4 -	1:05.924	0.644	79.50	14:57:21.413
5 -	1:06.546	1.266	78.76	14:58:27.959
6 -	1:07.247	1.967	77.94	14:59:35.206
7 -	1:06.272	0.992	79.09	15:00:41.478
8 -	1:05.927	0.647	79.50	15:01:47.405
9 -	1:05.354 (2)	0.074	80.20	15:02:52.759
10 -	1:07.859	2.579	77.24	15:04:00.618

# NG Road Racing - Rounds 6, 7 & 8 @ Pembrey

Open / PI 1300

## Race 26 - STATISTICS

**Competitors Started** 15  
**Planned Start** 2024-05-26 @ 15:08:00.000  
**Actual Start** 2024-05-26 @ 14:52:51.270  
**Finish Time** 2024-05-26 @ 15:03:57.211  
**Track Length** 1.4560mi.  
**Total Laps** 164  
**Total Distance Covered** 238.7840mi.

### Session Fastest Lap History

NO	CL	NAME	LAP TIME	TIME OF DAY	LAP	VEHICLE
45	Phoenix	Daniel NELMES	1:00.141	14:54:56.186	2	Yamaha R1
45	Phoenix	Daniel NELMES	1:00.050	14:55:56.238	3	Yamaha R1
35	Phoenix	Ricky ELDER	59.859	14:56:57.456	4	Yamaha R6
35	Phoenix	Ricky ELDER	59.843	14:58:57.737	6	Yamaha R6
35	Phoenix	Ricky ELDER	59.806	15:01:57.538	9	Yamaha R6
35	Phoenix	Ricky ELDER	59.703	15:03:57.534	11	Yamaha R6

### Session Leader History

NO	CL	NAME	FROM LAP	LAPS LED	DISTANCE	VEHICLE
22	Phoenix	Dave MACKAY	1	1	1.45 miles	Suzuki GSXR1000
45	Phoenix	Daniel NELMES	2	10	14.56 miles	Yamaha R1

### Flag History

TYPE	TIME OF DAY
GREEN	14:52:51.270
FINISH	15:03:57.211

### Flag Statistics

TYPE	COUNT	TOTAL LAPS	TOTAL TIME
Green	1	11	12:05.437
Red	0	0	0.000
Safety Car	0	0	0.000
FCY	0	0	0.000

# NG Road Racing - Rounds 6, 7 & 8 @ Pembrey

Open / PI 1300

## Race 26 - STATISTICS

CLASS : Phoenix Open

14 Starters

### Fastest Lap History

NO	NAME	LAP TIME	TIME OF DAY	LAP	VEHICLE
45	Daniel NELMES	1:00.141	14:54:56.186	2	Yamaha R1
45	Daniel NELMES	1:00.050	14:55:56.238	3	Yamaha R1
35	Ricky ELDER	59.859	14:56:57.456	4	Yamaha R6
35	Ricky ELDER	59.843	14:58:57.737	6	Yamaha R6
35	Ricky ELDER	59.806	15:01:57.538	9	Yamaha R6
35	Ricky ELDER	59.703	15:03:57.534	11	Yamaha R6

### Leader History

NO	NAME	FROM LAP	LAPS LED	DISTANCE	VEHICLE
22	Dave MACKAY	1	1	1.45 miles	Suzuki GSXR1000
45	Daniel NELMES	2	10	14.56 miles	Yamaha R1

# NG Road Racing - Rounds 6, 7 & 8 @ Pembrey

Open / PI 1300

## Race 26 - STATISTICS

CLASS : Pre-Injection - Pre 2001 1300

1 Starters

### Fastest Lap History

NO	NAME	LAP TIME	TIME OF DAY	LAP	VEHICLE
411	David ABRAHAM	1:05.280	14:55:09.875	2	Yamaha R1

### Leader History

NO	NAME	FROM LAP	LAPS LED	DISTANCE	VEHICLE
411	David ABRAHAM	1	10	14.56 miles	Yamaha R1

# NG Road Racing - Rounds 6, 7 & 8 @ Pembrey

Open / PI 1300

## Race 26 - LAP CHART

### LAP 1 @ 14:53:55.762

NO	BEHIND	LAP TIME
22		1:04.491
45	0.267	1:04.758
35	1.171	1:05.662
11	2.435	1:06.926
211	3.633	1:08.124
71	3.996	1:08.487
212	4.124	1:08.615
64	4.486	1:08.977
906	4.645	1:09.136
164	4.950	1:09.441
116	5.267	1:09.758
7	7.422	1:11.913
52	7.666	1:12.157
105	7.808	1:12.299
411	8.823	1:13.314

### LAP 2 @ 14:54:56.170

NO	BEHIND	LAP TIME
45		1:00.141
35	1.145	1:00.382
11	3.932	1:01.905
211	4.545	1:01.320
212	5.840	1:02.124
164	6.244	1:01.702
906	7.298	1:03.061
71	8.144	1:04.556
64	8.230	1:04.152
116	8.515	1:03.656
105	9.917	1:02.517
22	10.741	1:11.149
52	11.740	1:04.482
7	12.510	1:05.496
411	13.695	1:05.280

### LAP 3 @ 14:55:56.220

NO	BEHIND	LAP TIME
45		1:00.050
35	1.352	1:00.257
11	5.874	1:01.992
211	6.099	1:01.604
212	7.659	1:01.869
164	7.775	1:01.581
906	8.928	1:01.680
71	11.404	1:03.310
22	11.489	1:00.798
64	11.501	1:03.321
116	11.746	1:03.281
105	12.359	1:02.492
52	15.282	1:03.592
7	16.813	1:04.353
411	19.269	1:05.624

### LAP 4 @ 14:56:56.421

NO	BEHIND	LAP TIME
45		1:00.201
35	1.010	59.859
211	8.028	1:02.130
11	8.276	1:02.603
212	9.151	1:01.693
164	9.287	1:01.713
906	10.351	1:01.624

22	11.358	1:00.070
71	14.787	1:03.584
64	14.824	1:03.524
116	15.040	1:03.495
105	15.317	1:03.159
52	18.637	1:03.556
7	21.360	1:04.748
411	24.992	1:05.924

### LAP 5 @ 14:57:56.548

NO	BEHIND	LAP TIME
45		1:00.127
35	1.320	1:00.437
211	9.476	1:01.575
11	9.747	1:01.598
212	10.480	1:01.456
164	10.583	1:01.423
906	11.775	1:01.551
22	11.843	1:00.612
64	18.168	1:03.471
71	19.209	1:04.549
116	19.248	1:04.335
105	19.349	1:04.159
52	22.233	1:03.723
7	25.049	1:03.816
411	31.411	1:06.546

### LAP 6 @ 14:58:56.524

NO	BEHIND	LAP TIME
45		59.976
35	1.187	59.843
211	11.712	1:02.212
11	11.844	1:02.073
22	12.044	1:00.177
164	12.073	1:01.466
212	12.435	1:01.931
906	13.223	1:01.424
64	20.982	1:02.790
105	21.483	1:02.110
71	23.095	1:03.862
116	23.252	1:03.980
52	26.043	1:03.786
7	28.729	1:03.656
411	38.682	1:07.247

### LAP 7 @ 14:59:56.731

NO	BEHIND	LAP TIME
45		1:00.207
35	1.025	1:00.045
22	12.797	1:00.960
211	12.825	1:01.320
11	13.409	1:01.772
164	13.836	1:01.970
212	14.208	1:01.980
906	14.570	1:01.554
64	23.304	1:02.529
105	24.731	1:03.455
71	26.814	1:03.926
116	26.949	1:03.904
52	29.534	1:03.698
7	32.353	1:03.831
411	44.747	1:06.272

### LAP 8 @ 15:00:56.752

NO	BEHIND	LAP TIME
45		1:00.021
35	0.953	59.949
22	12.999	1:00.223
211	14.121	1:01.317
11	14.490	1:01.102
164	14.919	1:01.104
212	15.842	1:01.655
906	15.983	1:01.434
64	25.360	1:02.077
105	28.083	1:03.373
71	30.557	1:03.764
116	30.653	1:03.725
52	32.548	1:03.035
7	35.938	1:03.606
411	50.653	1:05.927

### LAP 9 @ 15:01:57.007

NO	BEHIND	LAP TIME
45		1:00.255
35	0.504	59.806
22	13.124	1:00.380
211	15.287	1:01.421
11	15.554	1:01.319
164	16.095	1:01.431
906	16.481	1:00.753
212	17.431	1:01.844
64	28.049	1:02.944
105	31.235	1:03.407
71	33.744	1:03.442
116	33.818	1:03.420
52	35.326	1:03.033
7	39.223	1:03.540
411	55.752	1:05.354

### LAP 10 @ 15:02:57.363

NO	BEHIND	LAP TIME
45		1:00.356
35	0.442	1:00.294
22	12.929	1:00.161
211	16.302	1:01.371
11	17.309	1:02.111
164	17.489	1:01.750
906	17.632	1:01.507
212	18.674	1:01.599
64	31.332	1:03.639
105	33.780	1:02.901
71	37.187	1:03.799
116	37.227	1:03.765
52	37.817	1:02.847
7	42.696	1:03.829

### LAP 11 @ 15:03:57.212

NO	BEHIND	LAP TIME
45		59.849
35	0.296	59.703
411	1 Lap	1:07.859
22	13.833	1:00.753
211	18.355	1:01.902
11	19.377	1:01.917
164	19.642	1:02.002
906	19.990	1:02.207

212	20.690	1:01.865
64	34.523	1:03.040
105	37.372	1:03.441
71	41.216	1:03.878
116	41.286	1:03.908
52	41.544	1:03.576
7	47.580	1:04.733