



DUCATI DESMO DUE & DCM JUNIOR SUPERSPORT



NG Road Racing – Round 6, 7 & 8

Pembrey

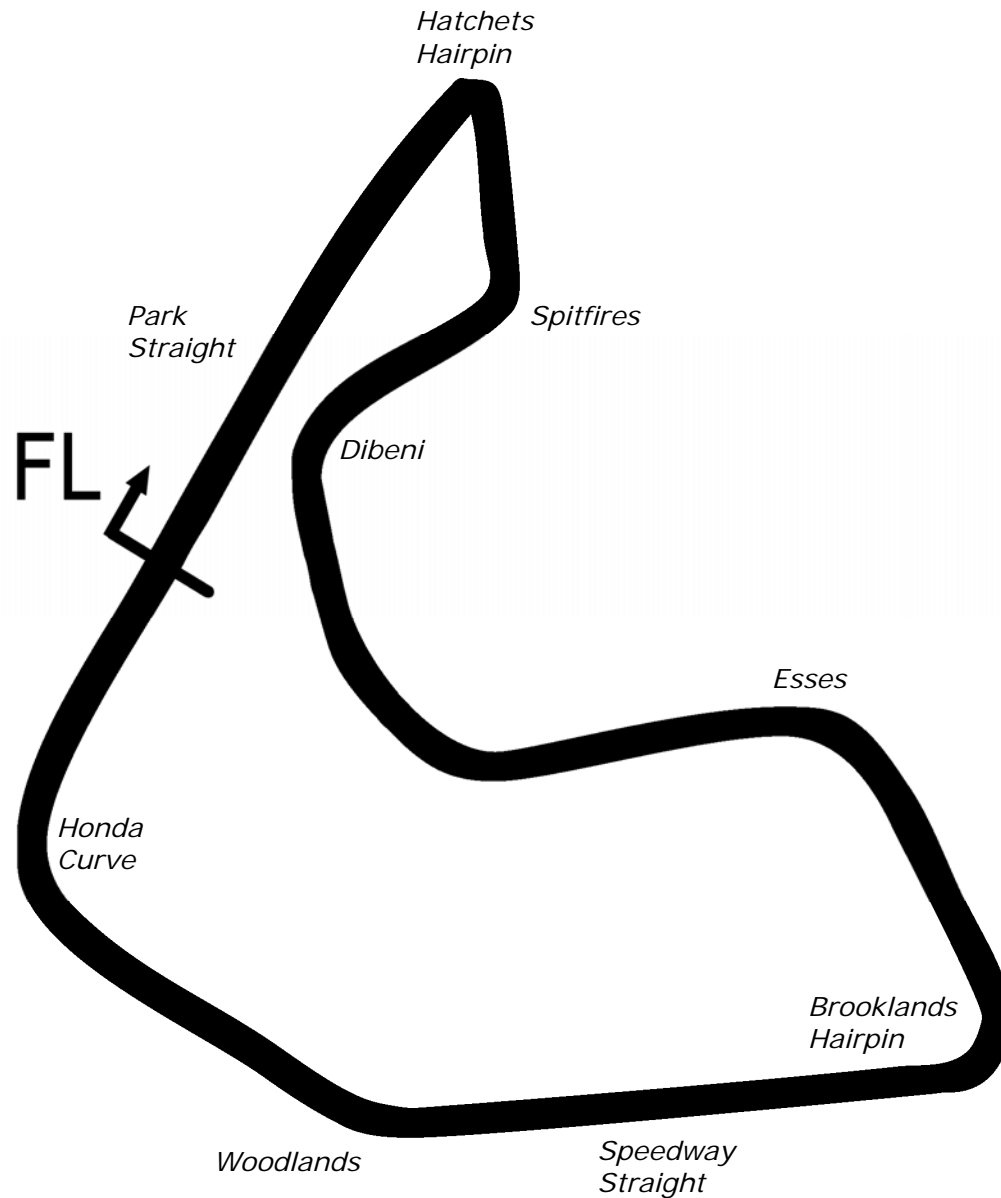
25-26 May 2024



Timing & Results Provided by Timing Solutions Ltd

www.tsl-timing.com

Pembrey



Length	1.4560 miles	2343.2 m	
FL		51.70587 N	4.32386 W
Pit Entry	2067m	51.70391 N	4.32452 W
Pit Exit	100m after FL	51.70664 N	4.32301 W
Pit Entry–Pit Exit	337m,	24.3s @50kph,	20.2s @60kph

NG Road Racing - Rounds 6, 7 & 8 @ Pembrey



Desmo Due / Junior Supersport

TQ6 Qualifying - CLASSIFICATION



POS	NO	CL	PIC NAME	ENTRY	TIME	ON	LAPS	GAP	DIFF	MPH
1	52	JSS	1 Alfie JENKINSON	Kawasaki ninja 400 - UK Fire Safety LTD	1:06.021	7	9			79.39
2	1	A	1 Dominic CANN	Louigi Moto 620 - HEL Performance	1:07.071	3	3	1.050	1.050	78.15
3	13	A	2 Enrico BELSITO	Ducati Supersport 620 - Alken Engineering	1:07.197	9	9	1.176	0.126	78.00
4	75	JSS	2 Aaron LILLY	Kawasaki EX400 - Your Logo Here!	1:07.453	3	8	1.432	0.256	77.70
5	97	JSS	3 Tye BUTLER	Kawasaki ninja 400 - Dad	1:09.440	7	8	3.419	1.987	75.48
6	2	A	3 Brian TIPPLE	Ducati Monster 618cc - Newbury	1:10.485	8	9	4.464	1.045	74.36
7	21	A	4 Andy TAYLOR	Ducati 620SS - RealRoads.co.uk	1:10.671	9	9	4.650	0.186	74.16
8	68	A	5 Paul PAYNE	Ducati SS 620 - Eclipse Footcare	1:11.564	6	8	5.543	0.893	73.24
9	55	B	1 James ROBINSON	Ducati 600ss - Arundel	1:12.041	8	8	6.020	0.477	72.75
10	57	B	2 Sean COYLE	Ducati monster 600 - Hassocks	1:12.190	6	8	6.169	0.149	72.60
11	56	JSS	4 Max KIMMINGS	Yamaha R3 300cc - ST Engineering	1:13.324	5	8	7.303	1.134	71.48
12	224	A	6 Jamie CRAWFORD	Ducati desmo 620 - Jamie Crawford heating	1:14.226	7	8	8.205	0.902	70.61
13	71	B	3 William PUGH	Ducati SS 600 -	1:14.434	7	8	8.413	0.208	70.41
14	35	A	7 Alex MARTER	Ducati 620 - None	1:15.331	3	5	9.310	0.897	69.58
15	171	A	8 Alex LAIDLAW	Ducati Desmo class A 620cc - None	1:15.548	7	8	9.527	0.217	69.38
16	95	B	4 Stephen BADEN	Ducati 600 SS - B&B Rumba	1:16.439	2	7	10.418	0.891	68.57
17	555	A	9 Conal GRIER	Ducati Monster 620cc - The Dorset Chimney Sweep	1:17.068	6	8	11.047	0.629	68.01
18	6	B	5 Martin TOMKINS	Ducati 583 - none	1:20.979	5	6	14.958	3.911	64.72
19	42	A	10 Stuart RAYNER	Ducati 620 -	1:21.120	2	8	15.099	0.141	64.61
20	49	JSS	5 Samara RAVEN	Kawasaki Ninja 300 - Ruroc	1:25.468	2	7	19.447	4.348	61.32

Weather / Track : Sunny / Dry

These results are provisional until the conclusion of any judicial and technical matters.

Pembrey National: 1.4560 miles
Date: 25/05/2024 Start: 13:05 Finish: 13:15

Clerk Of Course : Steve Solley	Stewards :	Timekeeper : NG Timekeepers
--------------------------------	------------	-----------------------------

Results can be found at www.tsl-timing.com

Printed - 13:19 Saturday, 25 May 2024



NG Road Racing - Rounds 6, 7 & 8 @ Pembrey

Desmo Due / Junior Supersport

TQ6 Qualifying - LAP ANALYSIS

DIFF = Difference To Personal Best Lap

P1 52 Alfie JENKINSON				
LAP	LAP TIME	DIFF	MPH	TIME OF DAY
1 -	1:17.883	11.862	67.30	13:07:06.803
2 -	1:09.100	3.079	75.85	13:08:15.903
3 -	1:07.846	1.825	77.25	13:09:23.749
4 -	1:06.888 (3)	0.867	78.36	13:10:30.637
5 -	1:06.774 (2)	0.753	78.49	13:11:37.411
6 -	1:08.693	2.672	76.30	13:12:46.104
7 -	1:06.021 (1)		79.39	13:13:52.125
8 -	1:11.083	5.062	73.73	13:15:03.208
9 -	1:10.974	4.953	73.85	13:16:14.182

P2 1 Dominic CANN				
LAP	LAP TIME	DIFF	MPH	TIME OF DAY
1 -	1:07.990	0.919	77.09	13:08:12.551
2 -	1:08.207 (2)	1.136	76.84	13:09:20.758
3 -	1:07.071 (1)		78.15	13:10:27.829

P3 13 Enrico BELSITO				
LAP	LAP TIME	DIFF	MPH	TIME OF DAY
1 -	1:21.091	13.894	64.63	13:07:09.949
2 -	1:10.569	3.372	74.27	13:08:20.518
3 -	1:10.269	3.072	74.59	13:09:30.787
4 -	1:09.873	2.676	75.01	13:10:40.660
5 -	1:08.696	1.499	76.30	13:11:49.356
6 -	1:10.399	3.202	74.45	13:12:59.755
7 -	1:08.444 (3)	1.247	76.58	13:14:08.199
8 -	1:08.041 (2)	0.844	77.03	13:15:16.240
9 -	1:07.197 (1)		78.00	13:16:23.437

P4 75 Aaron LILLY				
LAP	LAP TIME	DIFF	MPH	TIME OF DAY
1 -	1:07.794	0.341	77.31	13:08:12.092
2 -	1:08.018	0.565	77.06	13:09:20.110
3 -	1:07.453 (1)		77.70	13:10:27.563
4 -	1:08.702	1.249	76.29	13:11:36.265
5 -	1:07.980 (3)	0.527	77.10	13:12:44.245
6 -	1:07.569 (2)	0.116	77.57	13:13:51.814
7 -	1:09.758	2.305	75.13	13:15:01.572
8 -	1:09.372	1.919	75.55	13:16:10.944

P5 97 Tye BUTLER				
LAP	LAP TIME	DIFF	MPH	TIME OF DAY
1 -	1:10.210	0.770	74.65	13:08:14.336
2 -	1:11.357	1.917	73.45	13:09:25.693
3 -	1:10.829	1.389	74.00	13:10:36.522
4 -	1:11.944	2.504	72.85	13:11:48.466
5 -	1:11.485	2.045	73.32	13:12:59.951
6 -	1:09.462 (2)	0.022	75.45	13:14:09.413
7 -	1:09.440 (1)		75.48	13:15:18.853
8 -	1:09.505 (3)	0.065	75.41	13:16:28.358

P6 2 Brian TIPPLE				
LAP	LAP TIME	DIFF	MPH	TIME OF DAY
1 -	1:22.872	12.387	63.24	13:07:12.418
2 -	1:14.047	3.562	70.78	13:08:26.465
3 -	1:12.638	2.153	72.16	13:09:39.103
4 -	1:13.099	2.614	71.70	13:10:52.202
5 -	1:14.408	3.923	70.44	13:12:06.610
6 -	1:13.219	2.734	71.58	13:13:19.829

DIFF = Difference To Personal Best Lap

7 -	1:11.195 (2)	0.710	73.62	13:14:31.024
8 -	1:10.485 (1)		74.36	13:15:41.509
9 -	1:12.101 (3)	1.616	72.69	13:16:53.610

P7 21 Andy TAYLOR				
LAP	LAP TIME	DIFF	MPH	TIME OF DAY
1 -	1:22.341	11.670	63.65	13:07:17.776
2 -	1:12.910	2.239	71.89	13:08:30.686
3 -	1:11.385 (3)	0.714	73.42	13:09:42.071
4 -	1:10.993 (2)	0.322	73.83	13:10:53.064
5 -	1:11.549	0.878	73.25	13:12:04.613
6 -	1:11.589	0.918	73.21	13:13:16.202
7 -	1:12.451	1.780	72.34	13:14:28.653
8 -	1:11.610	0.939	73.19	13:15:40.263
9 -	1:10.671 (1)		74.16	13:16:50.934

P8 68 Paul PAYNE				
LAP	LAP TIME	DIFF	MPH	TIME OF DAY
1 -	1:22.282	10.718	63.70	13:07:12.610
2 -	1:13.023	1.459	71.78	13:08:25.633
3 -	1:12.763	1.199	72.03	13:09:38.396
4 -	1:13.097	1.533	71.70	13:10:51.493
5 -	1:12.431 (3)	0.867	72.36	13:12:03.924
6 -	1:11.564 (1)		73.24	13:13:15.488
7 -	1:12.807	1.243	71.99	13:14:28.295
8 -	1:12.133 (2)	0.569	72.66	13:15:40.428

P9 55 James ROBINSON				
LAP	LAP TIME	DIFF	MPH	TIME OF DAY
1 -	1:38.099	26.058	53.43	13:08:07.070
2 -	1:14.662	2.621	70.20	13:09:21.732
3 -	1:12.627 (3)	0.586	72.17	13:10:34.359
4 -	1:13.369	1.328	71.44	13:11:47.728
5 -	1:12.953	0.912	71.84	13:13:00.681
6 -	1:13.760	1.719	71.06	13:14:14.441
7 -	1:12.488 (2)	0.447	72.30	13:15:26.929
8 -	1:12.041 (1)		72.75	13:16:38.970

P10 57 Sean COYLE				
LAP	LAP TIME	DIFF	MPH	TIME OF DAY
1 -	1:23.660	11.470	62.65	13:07:15.256
2 -	1:13.626	1.436	71.19	13:08:28.882
3 -	1:12.852 (2)	0.662	71.94	13:09:41.734
4 -	1:12.994 (3)	0.804	71.80	13:10:54.728
5 -	1:13.285	1.095	71.52	13:12:08.013
6 -	1:12.190 (1)		72.60	13:13:20.203
7 -	1:13.539	1.349	71.27	13:14:33.742
8 -	1:16.065	3.875	68.90	13:15:49.807

P11 56 Max KIMMINGS				
LAP	LAP TIME	DIFF	MPH	TIME OF DAY
1 -	1:24.069	10.745	62.34	13:07:22.513
2 -	1:16.077	2.753	68.89	13:08:38.590
3 -	1:14.673 (3)	1.349	70.19	13:09:53.263
4 -	1:14.184 (2)	0.860	70.65	13:11:07.447
5 -	1:13.324 (1)		71.48	13:12:20.771
6 -	1:15.026	1.702	69.86	13:13:35.797
7 -	1:15.129	1.805	69.76	13:14:50.926
8 -	1:15.352	2.028	69.56	13:16:06.278

NG Road Racing - Rounds 6, 7 & 8 @ Pembrey

Desmo Due / Junior Supersport

TQ6 Qualifying - LAP ANALYSIS

DIFF = Difference To Personal Best Lap

P12 224 Jamie CRAWFORD				
LAP	LAP TIME	DIFF	MPH	TIME OF DAY
1 -	1:23.309	9.083	62.91	13:07:16.458
2 -	1:15.884	1.658	69.07	13:08:32.342
3 -	1:17.354	3.128	67.76	13:09:49.696
4 -	1:15.865	1.639	69.09	13:11:05.561
5 -	1:14.759 (2)	0.533	70.11	13:12:20.320
6 -	1:14.881 (3)	0.655	69.99	13:13:35.201
7 -	1:14.226 (1)		70.61	13:14:49.427
8 -	1:15.872	1.646	69.08	13:16:05.299

P13 71 William PUGH				
LAP	LAP TIME	DIFF	MPH	TIME OF DAY
1 -	1:31.514	17.080	57.27	13:07:28.796
2 -	1:18.562	4.128	66.71	13:08:47.358
3 -	1:16.439	2.005	68.57	13:10:03.797
4 -	1:15.358	0.924	69.55	13:11:19.155
5 -	1:14.825 (2)	0.391	70.05	13:12:33.980
6 -	1:14.971 (3)	0.537	69.91	13:13:48.951
7 -	1:14.434 (1)		70.41	13:15:03.385
8 -	1:15.228	0.794	69.67	13:16:18.613

P14 35 Alex MARTER				
LAP	LAP TIME	DIFF	MPH	TIME OF DAY
1 -	1:36.770	21.439	54.16	13:07:52.431
2 -	1:16.788 (3)	1.457	68.26	13:09:09.219
3 -	1:15.331 (1)		69.58	13:10:24.550
4 -	1:15.424 (2)	0.093	69.49	13:11:39.974
5 -	1:19.939	4.608	65.56	13:12:59.913

P15 171 Alex LAIDLAW				
LAP	LAP TIME	DIFF	MPH	TIME OF DAY
1 -	1:27.574	12.026	59.85	13:07:22.183
2 -	1:18.989	3.441	66.35	13:08:41.172
3 -	1:16.646	1.098	68.38	13:09:57.818
4 -	1:16.385 (3)	0.837	68.62	13:11:14.203
5 -	1:16.484	0.936	68.53	13:12:30.687
6 -	1:15.677 (2)	0.129	69.26	13:13:46.364
7 -	1:15.548 (1)		69.38	13:15:01.912
8 -	1:18.081	2.533	67.13	13:16:19.993

P16 95 Stephen BADEN				
LAP	LAP TIME	DIFF	MPH	TIME OF DAY
1 -	1:38.060	21.621	53.45	13:08:07.368
2 -	1:16.439 (1)		68.57	13:09:23.807
3 -	1:16.978 (2)	0.539	68.09	13:10:40.785
4 -	1:17.072 (3)	0.633	68.00	13:11:57.857
5 -	1:17.388	0.949	67.73	13:13:15.245
6 -	1:17.148	0.709	67.94	13:14:32.393
7 -	1:17.563	1.124	67.57	13:15:49.956

P17 555 Conal GRIER				
LAP	LAP TIME	DIFF	MPH	TIME OF DAY
1 -	1:34.880	17.812	55.24	13:07:35.499
2 -	1:21.793	4.725	64.08	13:08:57.292
3 -	1:22.068	5.000	63.86	13:10:19.360
4 -	1:19.890	2.822	65.61	13:11:39.250
5 -	1:20.631	3.563	65.00	13:12:59.881
6 -	1:17.068 (1)		68.01	13:14:16.949
7 -	1:18.295 (3)	1.227	66.94	13:15:35.244

DIFF = Difference To Personal Best Lap

8 - 1:17.495 (2) 0.427 67.63 13:16:52.739

P18 6 Martin TOMKINS				
LAP	LAP TIME	DIFF	MPH	TIME OF DAY
1 -	1:37.801	16.822	53.59	13:08:08.407
2 -	1:22.506	1.527	63.52	13:09:30.913
3 -	1:22.407 (2)	1.428	63.60	13:10:53.320
4 -	1:22.494 (3)	1.515	63.53	13:12:15.814
5 -	1:20.979 (1)		64.72	13:13:36.793
6 -	1:22.680	1.701	63.39	13:14:59.473

P19 42 Stuart RAYNER				
LAP	LAP TIME	DIFF	MPH	TIME OF DAY
1 -	1:29.598	8.478	58.50	13:07:25.394
2 -	1:21.120 (1)		64.61	13:08:46.514
3 -	1:22.474	1.354	63.55	13:10:08.988
4 -	1:21.922 (2)	0.802	63.98	13:11:30.910
5 -	1:22.217 (3)	1.097	63.75	13:12:53.127
6 -	1:22.625	1.505	63.43	13:14:15.752
7 -	1:23.206	2.086	62.99	13:15:38.958
8 -	1:24.295	3.175	62.18	13:17:03.253

P20 49 Samara RAVEN				
LAP	LAP TIME	DIFF	MPH	TIME OF DAY
1 -	1:36.280	10.812	54.44	13:07:29.430
2 -	1:25.468 (1)		61.32	13:08:54.898
3 -	1:26.965	1.497	60.27	13:10:21.863
4 -	1:26.780	1.312	60.40	13:11:48.643
5 -	1:26.579 (2)	1.111	60.54	13:13:15.222
6 -	1:27.128	1.660	60.15	13:14:42.350
7 -	1:26.609 (3)	1.141	60.52	13:16:08.959

P21 32 Paul ALDRED				
LAP	LAP TIME	DIFF	MPH	TIME OF DAY
1 -	1:32.679	17.679	56.55	13:07:31.897
2 -	1:18.565 (3)	3.565	66.71	13:08:50.462
3 -	1:15.000 (1)		69.88	13:10:05.462
4 -	1:15.513 (2)	0.513	69.41	13:11:20.975
5 -	1:37.364 P	22.364	53.83	13:12:58.339

NG Road Racing - Rounds 6, 7 & 8 @ Pembrey

Desmo Due / Junior Supersport

TQ6 Qualifying - STATISTICS

Competitors Started	21
Planned Start	2024-05-25 @ 11:50:00.000
Actual Start	2024-05-25 @ 13:05:48.030
Finish Time	2024-05-25 @ 13:15:48.030
Track Length	1.4560mi.
Total Laps	157
Total Distance Covered	228.5920mi.

Session Fastest Lap History

NO	CL	NAME	LAP TIME	TIME OF DAY	LAP	VEHICLE
52	Junior	Alfie JENKINSON	1:09.100	13:08:15.937	2	Kawasaki ninja 400
75	Junior	Aaron LILLY	1:08.018	13:09:20.145	2	Kawasaki EX400
52	Junior	Alfie JENKINSON	1:07.846	13:09:23.782	3	Kawasaki ninja 400
75	Junior	Aaron LILLY	1:07.453	13:10:27.598	3	Kawasaki EX400
1	Desmo Due	Dominic CANN	1:07.071	13:10:27.850	3	Louigi Moto 620
52	Junior	Alfie JENKINSON	1:06.888	13:10:30.670	4	Kawasaki ninja 400
52	Junior	Alfie JENKINSON	1:06.774	13:11:37.445	5	Kawasaki ninja 400
52	Junior	Alfie JENKINSON	1:06.021	13:13:52.158	7	Kawasaki ninja 400

Flag History

TYPE	TIME OF DAY
GREEN	13:05:48.030
FINISH	13:15:48.030

Flag Statistics

TYPE	COUNT	TOTAL LAPS	TOTAL TIME
Green	1	9	11:28.110
Red	0	0	0.000
Safety Car	0	0	0.000
FCY	0	0	0.000

NG Road Racing - Rounds 6, 7 & 8 @ Pembrey

Desmo Due / Junior Supersport

TQ6 Qualifying - STATISTICS

CLASS : Desmo Due Class A 620cc 65bhp

11 Starters

Fastest Lap History

NO	NAME	LAP TIME	TIME OF DAY	LAP	VEHICLE
13	Enrico BELSITO	1:10.569	13:08:20.536	2	Ducati Supersport 620
1	Dominic CANN	1:08.207	13:09:20.778	2	Louigi Moto 620
1	Dominic CANN	1:07.071	13:10:27.850	3	Louigi Moto 620

NG Road Racing - Rounds 6, 7 & 8 @ Pembrey

Desmo Due / Junior Supersport

TQ6 Qualifying - STATISTICS

CLASS : Desmo Due Class B 583cc 53bhp

5 Starters

Fastest Lap History

NO	NAME	LAP TIME	TIME OF DAY	LAP	VEHICLE
57	Sean COYLE	1:13.626	13:08:28.909	2	Ducati monster 600
57	Sean COYLE	1:12.852	13:09:41.760	3	Ducati monster 600
55	James ROBINSON	1:12.627	13:10:34.378	3	Ducati 600ss
57	Sean COYLE	1:12.190	13:13:20.228	6	Ducati monster 600
55	James ROBINSON	1:12.041	13:16:38.989	8	Ducati 600ss

NG Road Racing - Rounds 6, 7 & 8 @ Pembrey

Desmo Due / Junior Supersport

TQ6 Qualifying - STATISTICS

CLASS : Junior Supersport

5 Starters

Fastest Lap History

NO	NAME	LAP TIME	TIME OF DAY	LAP	VEHICLE
52	Alfie JENKINSON	1:09.100	13:08:15.937	2	Kawasaki ninja 400
75	Aaron LILLY	1:08.018	13:09:20.145	2	Kawasaki EX400
52	Alfie JENKINSON	1:07.846	13:09:23.782	3	Kawasaki ninja 400
75	Aaron LILLY	1:07.453	13:10:27.598	3	Kawasaki EX400
52	Alfie JENKINSON	1:06.888	13:10:30.670	4	Kawasaki ninja 400
52	Alfie JENKINSON	1:06.774	13:11:37.445	5	Kawasaki ninja 400
52	Alfie JENKINSON	1:06.021	13:13:52.158	7	Kawasaki ninja 400

NG Road Racing - Rounds 6, 7 & 8 @ Pembrey




Desmo Due / Junior Supersport

Race 6 - GRID (10 Laps)



ROW 7	20	42	Stuart RAYNER	19	6	Martin TOMKINS			
ROW 6	18	555	Conal GRIER	17	95	Stephen BADEN	16	171	Alex LAIDLAW
ROW 5	15	35	Alex MARTER	14	32	Paul ALDRED	13	71	William PUGH
ROW 4	12	224	Jamie CRAWFORD	11	56	Max KIMMINGS	10	57	Sean COYLE
ROW 3	9	55	James ROBINSON	8	68	Paul PAYNE	7	21	Andy TAYLOR
ROW 2	6	2	Brian TIPPLE	5	97	Tye BUTLER	4	75	Aaron LILLY
ROW 1	3	13	Enrico BELSITO	2	1	Dominic CANN	1	52	Alfie JENKINSON
Pole									



Pembrey National: 1.4560 miles

These results are provisional until the conclusion of any judicial and technical matters.

Clerk Of Course : Steve Solley	Stewards :	Timekeeper : NG Timekeepers
--------------------------------	------------	-----------------------------

Results can be found at www.tsl-timing.com

Printed - 13:20 Saturday, 25 May 2024



NG Road Racing - Rounds 6, 7 & 8 @ Pembrey



Desmo Due / Junior Supersport

Race 6 - CLASSIFICATION



POS	NO	CL	PIC	NAME	ENTRY	LAPS	TIME	GAP	DIFF	MPH	BEST	ON
1	52	JSS	1	Alfie JENKINSON	Kawasaki ninja 400 - UK Fire Safety LTD	10	11:06.775			78.61	1:05.494	4
2	75	JSS	2	Aaron LILLY	Kawasaki EX400 - Your Logo Here!	10	11:22.386	15.611	15.611	76.81	1:06.892	2
3	13	A	1	Enrico BELSITO	Ducati Supersport 620 - Alken Engineering	10	11:43.775	37.000	21.389	74.47	1:09.002	2
4	97	JSS	3	Tye BUTLER	Kawasaki ninja 400 - Dad	10	11:47.355	40.580	3.580	74.10	1:09.168	4
5	2	A	2	Brian TIPPLE	Ducati Monster 618cc - Newbury	10	11:55.444	48.669	8.089	73.26	1:10.263	7
6	21	A	4	Andy TAYLOR	Ducati 620SS - RealRoads.co.uk	10	11:59.016	52.241	3.572	72.89	1:10.587	4
7	68	A	4	Paul PAYNE	Ducati SS 620 - Eclipse Footcare	10	12:00.239	53.464	1.223	72.77	1:10.410	9
8	57	B	1	Sean COYLE	Ducati monster 600 - Hassocks	10	12:08.013	1:01.238	7.774	71.99	1:11.336	9
9	55	B	2	James ROBINSON	Ducati 600ss - Arundel	10	12:08.488	1:01.713	0.475	71.95	1:11.775	10
10	56	JSS	4	Max KIMMINGS	Yamaha R3 300cc - ST Engineering	9	11:18.711	1 Lap	1 Lap	69.50	1:13.699	2
11	32	A	5	Paul ALDRED	Ducati SS 620 - Preston	9	11:23.090	1 Lap	4.379	69.06	1:14.466	9
12	71	B	3	William PUGH	Ducati SS 600 -	9	11:24.448	1 Lap	1.358	68.92	1:13.506	9
13	95	B	4	Stephen BADEN	Ducati 600 SS - B&B Rumba	9	11:25.815	1 Lap	1.367	68.78	1:13.560	6
14	171	A	6	Alex LAIDLAW	Ducati Desmo class A 620cc - None	9	11:32.249	1 Lap	6.434	68.14	1:15.030	8
15	224	A	7	Jamie CRAWFORD	Ducati desmo 620 - Jamie Crawford heating	9	11:36.963	1 Lap	4.714	67.68	1:14.322	7
16	35	A	8	Alex MARTER	Ducati 620 - None	9	11:40.884	1 Lap	3.921	67.30	1:14.747	9
17	555	A	9	Conal GRIER	Ducati Monster 620cc - The Dorset Chimney Sweep	9	11:53.091	1 Lap	12.207	66.15	1:16.604	9
18	6	B	5	Martin TOMKINS	Ducati 583 - none	9	12:19.513	1 Lap	26.422	63.79	1:18.894	8
19	42	A	10	Stuart RAYNER	Ducati 620 -	8	11:19.680	2 Laps	1 Lap	61.69	1:22.642	4
20	49	JSS	5	Samara RAVEN	Kawasaki Ninja 300 - Ruroc	8	11:36.731	2 Laps	17.051	60.18	1:24.362	7

NOT CLASSIFIED

DNF	1	A		Dominic CANN	Louigi Moto 620 - HEL Performance	1	1:23.800	9 Laps	7 Laps	62.54		
-----	---	---	--	--------------	-----------------------------------	---	----------	--------	--------	-------	--	--

FASTEST LAP

52	JSS	Alfie JENKINSON	Kawasaki ninja 400 - UK Fire Safety LTD	4	1:05.494	80.03 mph	128.79 kph
13	A	Enrico BELSITO	Ducati Supersport 620 - Alken Engineering	2	1:09.002	75.96 mph	122.25 kph
57	B	Sean COYLE	Ducati monster 600 - Hassocks	9	1:11.336	73.47 mph	118.25 kph

NO 1 - JUMP START - 10 SECOND PENALTY

Class JSS - 92.5% of Race Speed = 72.71 mph

Class A - 92.5% of Race Speed = 68.88 mph

Class B - 92.5% of Race Speed = 66.59 mph

Weather / Track : Bright / Dry

These results are provisional until the conclusion of any judicial and technical matters.

Race Distance: 10 Laps / 14.56 miles

Pembrey National: 1.4560 miles

Date: 25/05/2024 Start: 16:17 Finish: 16:28

Clerk Of Course : Steve Solley

Stewards :

Timekeeper : NG Timekeepers

Results can be found at www.tsl-timing.com

Printed - 16:31 Saturday, 25 May 2024



NG Road Racing - Rounds 6, 7 & 8 @ Pembrey

Desmo Due / Junior Supersport

Race 6 - LAP ANALYSIS

DIFF = Difference To Personal Best Lap

P1 52 Alfie JENKINSON				
LAP	LAP TIME	DIFF	MPH	TIME OF DAY
1 -	1:12.319	6.825	72.47	16:18:54.337
2 -	1:05.598 (2)	0.104	79.90	16:19:59.935
3 -	1:05.757	0.263	79.71	16:21:05.692
4 -	1:05.494 (1)		80.03	16:22:11.186
5 -	1:05.691 (3)	0.197	79.79	16:23:16.877
6 -	1:06.485	0.991	78.83	16:24:23.362
7 -	1:06.675	1.181	78.61	16:25:30.037
8 -	1:06.034	0.540	79.37	16:26:36.071
9 -	1:06.012	0.518	79.40	16:27:42.083
10 -	1:06.710	1.216	78.57	16:28:48.793

P2 75 Aaron LILLY				
LAP	LAP TIME	DIFF	MPH	TIME OF DAY
1 -	1:12.491	5.599	72.30	16:18:54.509
2 -	1:06.892 (1)		78.35	16:20:01.401
3 -	1:07.144 (3)	0.252	78.06	16:21:08.545
4 -	1:06.932 (2)	0.040	78.31	16:22:15.477
5 -	1:08.141	1.249	76.92	16:23:23.618
6 -	1:07.658	0.766	77.47	16:24:31.276
7 -	1:07.803	0.911	77.30	16:25:39.079
8 -	1:07.886	0.994	77.21	16:26:46.965
9 -	1:07.709	0.817	77.41	16:27:54.674
10 -	1:09.730	2.838	75.16	16:29:04.404

P3 13 Enrico BELSITO				
LAP	LAP TIME	DIFF	MPH	TIME OF DAY
1 -	1:14.611	5.609	70.25	16:18:56.629
2 -	1:09.002 (1)		75.96	16:20:05.631
3 -	1:09.716	0.714	75.18	16:21:15.347
4 -	1:09.640 (2)	0.638	75.26	16:22:24.987
5 -	1:10.047	1.045	74.82	16:23:35.034
6 -	1:09.774	0.772	75.12	16:24:44.808
7 -	1:10.729	1.727	74.10	16:25:55.537
8 -	1:10.049	1.047	74.82	16:27:05.586
9 -	1:09.713 (3)	0.711	75.18	16:28:15.299
10 -	1:10.494	1.492	74.35	16:29:25.793

P4 97 Tye BUTLER				
LAP	LAP TIME	DIFF	MPH	TIME OF DAY
1 -	1:15.095	5.927	69.79	16:18:57.113
2 -	1:09.609 (3)	0.441	75.30	16:20:06.722
3 -	1:09.322 (2)	0.154	75.61	16:21:16.044
4 -	1:09.168 (1)		75.78	16:22:25.212
5 -	1:10.139	0.971	74.73	16:23:35.351
6 -	1:10.723	1.555	74.11	16:24:46.074
7 -	1:11.423	2.255	73.38	16:25:57.497
8 -	1:10.074	0.906	74.80	16:27:07.571
9 -	1:11.062	1.894	73.76	16:28:18.633
10 -	1:10.740	1.572	74.09	16:29:29.373

P5 2 Brian TIPPLE				
LAP	LAP TIME	DIFF	MPH	TIME OF DAY
1 -	1:17.952	7.689	67.24	16:18:59.970
2 -	1:11.654	1.391	73.15	16:20:11.624
3 -	1:10.916	0.653	73.91	16:21:22.540
4 -	1:10.505	0.242	74.34	16:22:33.045
5 -	1:10.702	0.439	74.13	16:23:43.747
6 -	1:10.439 (3)	0.176	74.41	16:24:54.186
7 -	1:10.263 (1)		74.59	16:26:04.449

DIFF = Difference To Personal Best Lap

8 -	1:10.844	0.581	73.98	16:27:15.293
9 -	1:10.361 (2)	0.098	74.49	16:28:25.654
10 -	1:11.808	1.545	72.99	16:29:37.462

P6 21 Andy TAYLOR				
LAP	LAP TIME	DIFF	MPH	TIME OF DAY
1 -	1:17.620	7.033	67.52	16:18:59.638
2 -	1:11.819	1.232	72.98	16:20:11.457
3 -	1:11.828	1.241	72.97	16:21:23.285
4 -	1:10.587 (1)		74.25	16:22:33.872
5 -	1:10.707 (2)	0.120	74.13	16:23:44.579
6 -	1:11.184	0.597	73.63	16:24:55.763
7 -	1:11.415	0.828	73.39	16:26:07.178
8 -	1:11.471	0.884	73.33	16:27:18.649
9 -	1:10.974 (3)	0.387	73.85	16:28:29.623
10 -	1:11.411	0.824	73.40	16:29:41.034

P7 68 Paul PAYNE				
LAP	LAP TIME	DIFF	MPH	TIME OF DAY
1 -	1:18.582	8.172	66.70	16:19:00.600
2 -	1:12.017	1.607	72.78	16:20:12.617
3 -	1:11.932	1.522	72.86	16:21:24.549
4 -	1:11.169	0.759	73.65	16:22:35.718
5 -	1:11.439	1.029	73.37	16:23:47.157
6 -	1:11.465	1.055	73.34	16:24:58.622
7 -	1:11.660	1.250	73.14	16:26:10.282
8 -	1:11.122 (3)	0.712	73.69	16:27:21.404
9 -	1:10.410 (1)		74.44	16:28:31.814
10 -	1:10.443 (2)	0.033	74.40	16:29:42.257

P8 57 Sean COYLE				
LAP	LAP TIME	DIFF	MPH	TIME OF DAY
1 -	1:19.820	8.484	65.66	16:19:01.838
2 -	1:12.770	1.434	72.02	16:20:14.608
3 -	1:12.518	1.182	72.27	16:21:27.126
4 -	1:12.192	0.856	72.60	16:22:39.318
5 -	1:11.921	0.585	72.87	16:23:51.239
6 -	1:11.980	0.644	72.82	16:25:03.219
7 -	1:11.755 (2)	0.419	73.04	16:26:14.974
8 -	1:11.760 (3)	0.424	73.04	16:27:26.734
9 -	1:11.336 (1)		73.47	16:28:38.070
10 -	1:11.961	0.625	72.83	16:29:50.031

P9 55 James ROBINSON				
LAP	LAP TIME	DIFF	MPH	TIME OF DAY
1 -	1:18.343	6.568	66.90	16:19:00.361
2 -	1:12.125	0.350	72.67	16:20:12.486
3 -	1:12.792	1.017	72.00	16:21:25.278
4 -	1:11.936 (2)	0.161	72.86	16:22:37.214
5 -	1:12.009 (3)	0.234	72.79	16:23:49.223
6 -	1:12.434	0.659	72.36	16:25:01.657
7 -	1:12.172	0.397	72.62	16:26:13.829
8 -	1:12.702	0.927	72.09	16:27:26.531
9 -	1:12.200	0.425	72.59	16:28:38.731
10 -	1:11.775 (1)		73.02	16:29:50.506

P10 56 Max KIMMINGS				
LAP	LAP TIME	DIFF	MPH	TIME OF DAY
1 -	1:20.380	6.681	65.21	16:19:02.398
2 -	1:13.699 (1)		71.12	16:20:16.097
3 -	1:15.401	1.702	69.51	16:21:31.498

NG Road Racing - Rounds 6, 7 & 8 @ Pembrey

Desmo Due / Junior Supersport

Race 6 - LAP ANALYSIS

DIFF = Difference To Personal Best Lap

4 -	1:14.599	0.900	70.26	16:22:46.097
5 -	1:14.251 (2)	0.552	70.59	16:24:00.348
6 -	1:14.548	0.849	70.31	16:25:14.896
7 -	1:14.737	1.038	70.13	16:26:29.633
8 -	1:14.321 (3)	0.622	70.52	16:27:43.954
9 -	1:16.775	3.076	68.27	16:29:00.729

P11 32 Paul ALDRED				
LAP	LAP TIME	DIFF	MPH	TIME OF DAY
1 -	1:22.013	7.547	63.91	16:19:04.031
2 -	1:14.759 (3)	0.293	70.11	16:20:18.790
3 -	1:14.934	0.468	69.94	16:21:33.724
4 -	1:15.887	1.421	69.07	16:22:49.611
5 -	1:15.863	1.397	69.09	16:24:05.474
6 -	1:14.920	0.454	69.96	16:25:20.394
7 -	1:14.536 (2)	0.070	70.32	16:26:34.930
8 -	1:15.712	1.246	69.23	16:27:50.642
9 -	1:14.466 (1)		70.38	16:29:05.108

P12 71 William PUGH				
LAP	LAP TIME	DIFF	MPH	TIME OF DAY
1 -	1:27.178	13.672	60.12	16:19:09.196
2 -	1:16.156	2.650	68.82	16:20:25.352
3 -	1:14.535	1.029	70.32	16:21:39.887
4 -	1:15.080	1.574	69.81	16:22:54.967
5 -	1:15.025	1.519	69.86	16:24:09.992
6 -	1:14.665	1.159	70.20	16:25:24.657
7 -	1:14.063 (2)	0.557	70.77	16:26:38.720
8 -	1:14.240 (3)	0.734	70.60	16:27:52.960
9 -	1:13.506 (1)		71.30	16:29:06.466

P13 95 Stephen BADEN				
LAP	LAP TIME	DIFF	MPH	TIME OF DAY
1 -	1:25.536	11.976	61.27	16:19:07.554
2 -	1:17.610	4.050	67.53	16:20:25.164
3 -	1:16.174	2.614	68.81	16:21:41.338
4 -	1:15.919	2.359	69.04	16:22:57.257
5 -	1:14.786	1.226	70.08	16:24:12.043
6 -	1:13.560 (1)		71.25	16:25:25.603
7 -	1:13.838 (3)	0.278	70.98	16:26:39.441
8 -	1:14.556	0.996	70.30	16:27:53.997
9 -	1:13.836 (2)	0.276	70.98	16:29:07.833

P14 171 Alex LAIDLAW				
LAP	LAP TIME	DIFF	MPH	TIME OF DAY
1 -	1:26.101	11.071	60.87	16:19:08.119
2 -	1:16.304	1.274	68.69	16:20:24.423
3 -	1:16.185	1.155	68.80	16:21:40.608
4 -	1:15.663	0.633	69.27	16:22:56.271
5 -	1:15.628	0.598	69.30	16:24:11.899
6 -	1:15.551 (3)	0.521	69.37	16:25:27.450
7 -	1:15.328 (2)	0.298	69.58	16:26:42.778
8 -	1:15.030 (1)		69.86	16:27:57.808
9 -	1:16.459	1.429	68.55	16:29:14.267

P15 224 Jamie CRAWFORD				
LAP	LAP TIME	DIFF	MPH	TIME OF DAY
1 -	1:30.973	16.651	57.61	16:19:12.991
2 -	1:18.512	4.190	66.76	16:20:31.503
3 -	1:16.200	1.878	68.78	16:21:47.703
4 -	1:15.712	1.390	69.23	16:23:03.415

DIFF = Difference To Personal Best Lap

5 -	1:17.070	2.748	68.01	16:24:20.485
6 -	1:15.184	0.862	69.71	16:25:35.669
7 -	1:14.322 (1)		70.52	16:26:49.991
8 -	1:14.610 (3)	0.288	70.25	16:28:04.601
9 -	1:14.380 (2)	0.058	70.47	16:29:18.981

P16 35 Alex MARTER				
LAP	LAP TIME	DIFF	MPH	TIME OF DAY
1 -	1:27.086	12.339	60.18	16:19:09.104
2 -	1:19.367	4.620	66.04	16:20:28.471
3 -	1:17.399	2.652	67.72	16:21:45.870
4 -	1:17.255	2.508	67.84	16:23:03.125
5 -	1:17.020	2.273	68.05	16:24:20.145
6 -	1:16.571	1.824	68.45	16:25:36.716
7 -	1:15.896 (3)	1.149	69.06	16:26:52.612
8 -	1:15.543 (2)	0.796	69.38	16:28:08.155
9 -	1:14.747 (1)		70.12	16:29:22.902

P17 555 Conal GRIER				
LAP	LAP TIME	DIFF	MPH	TIME OF DAY
1 -	1:31.923	15.319	57.02	16:19:13.941
2 -	1:18.142	1.538	67.07	16:20:32.083
3 -	1:17.256 (3)	0.652	67.84	16:21:49.339
4 -	1:17.758	1.154	67.40	16:23:07.097
5 -	1:18.049	1.445	67.15	16:24:25.146
6 -	1:18.533	1.929	66.74	16:25:43.679
7 -	1:17.585	0.981	67.55	16:27:01.264
8 -	1:17.241 (2)	0.637	67.86	16:28:18.505
9 -	1:16.604 (1)		68.42	16:29:35.109

P18 6 Martin TOMKINS				
LAP	LAP TIME	DIFF	MPH	TIME OF DAY
1 -	1:31.759	12.865	57.12	16:19:13.777
2 -	1:22.622	3.728	63.44	16:20:36.399
3 -	1:21.856	2.962	64.03	16:21:58.255
4 -	1:22.523	3.629	63.51	16:23:20.778
5 -	1:21.195	2.301	64.55	16:24:41.973
6 -	1:21.642	2.748	64.20	16:26:03.615
7 -	1:20.030 (3)	1.136	65.49	16:27:23.645
8 -	1:18.894 (1)		66.43	16:28:42.539
9 -	1:18.992 (2)	0.098	66.35	16:30:01.531

P19 42 Stuart RAYNER				
LAP	LAP TIME	DIFF	MPH	TIME OF DAY
1 -	1:33.239	10.597	56.21	16:19:15.257
2 -	1:23.525	0.883	62.75	16:20:38.782
3 -	1:23.088 (2)	0.446	63.08	16:22:01.870
4 -	1:22.642 (1)		63.42	16:23:24.512
5 -	1:23.340 (3)	0.698	62.89	16:24:47.852
6 -	1:24.163	1.521	62.27	16:26:12.015
7 -	1:24.283	1.641	62.19	16:27:36.298
8 -	1:25.400	2.758	61.37	16:29:01.698

P20 49 Samara RAVEN				
LAP	LAP TIME	DIFF	MPH	TIME OF DAY
1 -	1:34.760	10.398	55.31	16:19:16.778
2 -	1:25.373 (3)	1.011	61.39	16:20:42.151
3 -	1:27.833	3.471	59.67	16:22:09.984
4 -	1:25.539	1.177	61.27	16:23:35.523
5 -	1:27.418	3.056	59.96	16:25:02.941
6 -	1:26.590	2.228	60.53	16:26:29.531

NG Road Racing - Rounds 6, 7 & 8 @ Pembrey

Desmo Due / Junior Supersport

Race 6 - LAP ANALYSIS

DIFF = Difference To Personal Best Lap

7 - **1:24.362 (1)** **62.13** **16:27:53.893**
8 - 1:24.856 (2) 0.494 61.77 16:29:18.749

P21 1 Dominic CANN				
LAP	LAP TIME	DIFF	MPH	TIME OF DAY
1 -	1:13.800		71.02	16:18:55.818

NG Road Racing - Rounds 6, 7 & 8 @ Pembrey

Desmo Due / Junior Supersport

Race 6 - STATISTICS

Competitors Started 21
Planned Start 2024-05-25 @ 15:50:00.000
Actual Start 2024-05-25 @ 16:17:42.017
Finish Time 2024-05-25 @ 16:28:48.792
Track Length 1.4560mi.
Total Laps 188
Total Distance Covered 273.7280mi.

Session Fastest Lap History

NO	CL	NAME	LAP TIME	TIME OF DAY	LAP	VEHICLE
52	Junior	Alfie JENKINSON	1:05.598	16:19:59.970	2	Kawasaki ninja 400
52	Junior	Alfie JENKINSON	1:05.494	16:22:11.220	4	Kawasaki ninja 400

Session Leader History

NO	CL	NAME	FROM LAP	LAPS LED	DISTANCE	VEHICLE
52	Junior	Alfie JENKINSON	1	10	14.56 miles	Kawasaki ninja 400

Flag History

TYPE	TIME OF DAY
GREEN	16:17:42.017
FINISH	16:28:48.792

Flag Statistics

TYPE	COUNT	TOTAL LAPS	TOTAL TIME
Green	1	10	12:52.928
Red	0	0	0.000
Safety Car	0	0	0.000
FCY	0	0	0.000

NG Road Racing - Rounds 6, 7 & 8 @ Pembrey

Desmo Due / Junior Supersport

Race 6 - STATISTICS

CLASS : Desmo Due Class A 620cc 65bhp

11 Starters

Fastest Lap History

NO	NAME	LAP TIME	TIME OF DAY	LAP	VEHICLE
13	Enrico BELSITO	1:09.002	16:20:05.648	2	Ducati Supersport 620

Leader History

NO	NAME	FROM LAP	LAPS LED	DISTANCE	VEHICLE
1	Dominic CANN	1	1	1.45 miles	Louigi Moto 620
13	Enrico BELSITO	2	9	13.10 miles	Ducati Supersport 620

NG Road Racing - Rounds 6, 7 & 8 @ Pembrey

Desmo Due / Junior Supersport

Race 6 - STATISTICS

CLASS : Desmo Due Class B 583cc 53bhp

5 Starters

Fastest Lap History

NO	NAME	LAP TIME	TIME OF DAY	LAP	VEHICLE
55	James ROBINSON	1:12.125	16:20:12.505	2	Ducati 600ss
55	James ROBINSON	1:11.936	16:22:37.233	4	Ducati 600ss
57	Sean COYLE	1:11.921	16:23:51.265	5	Ducati monster 600
57	Sean COYLE	1:11.755	16:26:15.000	7	Ducati monster 600
57	Sean COYLE	1:11.336	16:28:38.096	9	Ducati monster 600

Leader History

NO	NAME	FROM LAP	LAPS LED	DISTANCE	VEHICLE
55	James ROBINSON	1	8	11.64 miles	Ducati 600ss
57	Sean COYLE	9	2	2.91 miles	Ducati monster 600

NG Road Racing - Rounds 6, 7 & 8 @ Pembrey

Desmo Due / Junior Supersport

Race 6 - STATISTICS

CLASS : Junior Supersport

5 Starters

Fastest Lap History

NO	NAME	LAP TIME	TIME OF DAY	LAP	VEHICLE
52	Alfie JENKINSON	1:05.598	16:19:59.970	2	Kawasaki ninja 400
52	Alfie JENKINSON	1:05.494	16:22:11.220	4	Kawasaki ninja 400

Leader History

NO	NAME	FROM LAP	LAPS LED	DISTANCE	VEHICLE
52	Alfie JENKINSON	1	10	14.56 miles	Kawasaki ninja 400

NG Road Racing - Rounds 6, 7 & 8 @ Pembrey

Desmo Due / Junior Supersport

Race 6 - LAP CHART

LAP 1 @ 16:18:54.337

NO	BEHIND	LAP TIME
52		1:12.319
75	0.172	1:12.491
1	1.481	1:13.800
13	2.292	1:14.611
97	2.776	1:15.095
21	5.301	1:17.620
2	5.633	1:17.952
55	6.024	1:18.343
68	6.263	1:18.582
57	7.501	1:19.820
56	8.061	1:20.380
32	9.694	1:22.013
95	13.217	1:25.536
171	13.782	1:26.101
35	14.767	1:27.086
71	14.859	1:27.178
224	18.654	1:30.973
6	19.440	1:31.759
555	19.604	1:31.923
42	20.920	1:33.239
49	22.441	1:34.760

LAP 2 @ 16:19:59.935

NO	BEHIND	LAP TIME
52		1:05.598
75	1.466	1:06.892
13	5.696	1:09.002
97	6.787	1:09.609
21	11.522	1:11.819
2	11.689	1:11.654
55	12.551	1:12.125
68	12.682	1:12.017
57	14.673	1:12.770
56	16.162	1:13.699
32	18.855	1:14.759
171	24.488	1:16.304
95	25.229	1:17.610
71	25.417	1:16.156
35	28.536	1:19.367
224	31.568	1:18.512
555	32.148	1:18.142
6	36.464	1:22.622
42	38.847	1:23.525
49	42.216	1:25.373

LAP 3 @ 16:21:05.692

NO	BEHIND	LAP TIME
52		1:05.757
75	2.853	1:07.144
13	9.655	1:09.716
97	10.352	1:09.322
2	16.848	1:10.916
21	17.593	1:11.828
68	18.857	1:11.932
55	19.586	1:12.792
57	21.434	1:12.518
56	25.806	1:15.401
32	28.032	1:14.934
71	34.195	1:14.535
171	34.916	1:16.185
95	35.646	1:16.174
35	40.178	1:17.399

Weather / Track : /

Results can be found at www.tsl-timing.com

224	42.011	1:16.200
555	43.647	1:17.256
6	52.563	1:21.856
42	56.178	1:23.088
49	1:04.292	1:27.833

LAP 4 @ 16:22:11.186

NO	BEHIND	LAP TIME
52		1:05.494
75	4.291	1:06.932
13	13.801	1:09.640
97	14.026	1:09.168
2	21.859	1:10.505
21	22.686	1:10.587
68	24.532	1:11.169
55	26.028	1:11.936
57	28.132	1:12.192
56	34.911	1:14.599
32	38.425	1:15.887
71	43.781	1:15.080
171	45.085	1:15.663
95	46.071	1:15.919
35	51.939	1:17.255
224	52.229	1:15.712
555	55.911	1:17.758

LAP 5 @ 16:23:16.877

NO	BEHIND	LAP TIME
52		1:05.691
6	1 Lap	1:22.523
75	6.741	1:08.141
42	1 Lap	1:22.642
13	18.157	1:10.047
97	18.474	1:10.139
49	1 Lap	1:25.539
2	26.870	1:10.702
21	27.702	1:10.707
68	30.280	1:11.439
55	32.346	1:12.009
57	34.362	1:11.921
56	43.471	1:14.251
32	48.597	1:15.863
71	53.115	1:15.025
171	55.022	1:15.628
95	55.166	1:14.786
35	1:03.268	1:17.020
224	1:03.608	1:17.070

LAP 6 @ 16:24:23.362

NO	BEHIND	LAP TIME
52		1:06.485
555	1 Lap	1:18.049
75	7.914	1:07.658
6	1 Lap	1:21.195
13	21.446	1:09.774
97	22.712	1:10.723
42	1 Lap	1:23.340
2	30.824	1:10.439
21	32.401	1:11.184
68	35.260	1:11.465
55	38.295	1:12.434
49	1 Lap	1:27.418
57	39.857	1:11.980
56	51.534	1:14.548

32	57.032	1:14.920
71	1:01.295	1:14.665
95	1:02.241	1:13.560
171	1:04.088	1:15.551

LAP 7 @ 16:25:30.037

NO	BEHIND	LAP TIME
52		1:06.675
224	1 Lap	1:15.184
35	1 Lap	1:16.571
75	9.042	1:07.803
555	1 Lap	1:18.533
13	25.500	1:10.729
97	27.460	1:11.423
6	1 Lap	1:21.642
2	34.412	1:10.263
21	37.141	1:11.415
68	40.245	1:11.660
42	1 Lap	1:24.163
55	43.792	1:12.172
57	44.937	1:11.755
49	1 Lap	1:26.590
56	59.596	1:14.737
32	1:04.893	1:14.536

LAP 8 @ 16:26:36.071

NO	BEHIND	LAP TIME
52		1:06.034
71	1 Lap	1:14.063
95	1 Lap	1:13.838
171	1 Lap	1:15.328
75	10.894	1:07.886
224	1 Lap	1:14.322
35	1 Lap	1:15.896
555	1 Lap	1:17.585
13	29.515	1:10.049
97	31.500	1:10.074
2	39.222	1:10.844
21	42.578	1:11.471
68	45.333	1:11.122
6	1 Lap	1:20.030
55	50.460	1:12.702
57	50.663	1:11.760
42	1 Lap	1:24.283

LAP 9 @ 16:27:42.083

NO	BEHIND	LAP TIME
52		1:06.012
56	1 Lap	1:14.321
32	1 Lap	1:15.712
71	1 Lap	1:14.240
49	2 Laps	1:24.362
95	1 Lap	1:14.556
75	12.591	1:07.709
171	1 Lap	1:15.030
224	1 Lap	1:14.610
35	1 Lap	1:15.543
13	33.216	1:09.713
555	1 Lap	1:17.241
97	36.550	1:11.062
2	43.571	1:10.361
21	47.540	1:10.974
68	49.731	1:10.410
57	55.987	1:11.336

55	56.648	1:12.200
6	1 Lap	1:18.894

LAP 10 @ 16:28:48.793

NO	BEHIND	LAP TIME
52		1:06.710
56	1 Lap	1:16.775
42	2 Laps	1:25.400
75	15.611	1:09.730
32	1 Lap	1:14.466
71	1 Lap	1:13.506
95	1 Lap	1:13.836
171	1 Lap	1:16.459
49	2 Laps	1:24.856
224	1 Lap	1:14.380
35	1 Lap	1:14.747
13	37.000	1:10.494
97	40.580	1:10.740
555	1 Lap	1:16.604
2	48.669	1:11.808
21	52.241	1:11.411
68	53.464	1:10.443
57	1:01.238	1:11.961
55	1:01.713	1:11.775
6	1 Lap	1:18.992

Pembrey National: 1.4560 miles
Date: 25/05/2024 Start: 16:17 Finish: 16:28

Printed - 16:32 Saturday, 25 May 2024


NG Road Racing - Rounds 6, 7 & 8 @ Pembrey

Desmo Due / Junior Supersport

Race 17 - GRID (10 Laps)



ROW 7	20	49	Samara RAVEN	19	42	Stuart RAYNER			
ROW 6	18	6	Martin TOMKINS	17	555	Conal GRIER	16	35	Alex MARTER
ROW 5	15	224	Jamie CRAWFORD	14	171	Alex LAIDLAW	13	95	Stephen BADEN
ROW 4	12	71	William PUGH	11	32	Paul ALDRED	10	56	Max KIMMINGS
ROW 3	9	55	James ROBINSON	8	57	Sean COYLE	7	68	Paul PAYNE
ROW 2	6	21	Andy TAYLOR	5	2	Brian TIPPLE	4	97	Tye BUTLER
ROW 1	3	13	Enrico BELSITO	2	75	Aaron LILLY	1	52	Alfie JENKINSON
Pole									



Pembrey National: 1.4560 miles

These results are provisional until the conclusion of any judicial and technical matters.

Clerk Of Course : Steve Solley	Stewards :	Timekeeper : NG Timekeepers
--------------------------------	------------	-----------------------------

Results can be found at www.tsl-timing.com

Printed - 16:33 Saturday, 25 May 2024

NG Road Racing - Rounds 6, 7 & 8 @ Pembrey



Desmo Due / Junior Supersport

Race 17 - CLASSIFICATION



POS	NO	CL	PIC	NAME	ENTRY	LAPS	TIME	GAP	DIFF	MPH	BEST	ON
1	13	A	1	Enrico BELSITO	Ducati Supersport 620 - Alken Engineering	10	11:26.730			76.32	1:06.774	9
2	1	A	2	Dominic CANN	Louigi Moto 620 - HEL Performance	10	11:28.800	2.070	2.070	76.09	1:07.166	7
3	2	A	3	Brian TIPPLE	Ducati Monster 618cc - Newbury	10	11:48.013	21.283	19.213	74.03	1:09.845	4
4	52	JSS	1	Alfie JENKINSON	Kawasaki ninja 400 - UK Fire Safety LTD	10	11:51.352	24.622	3.339	73.68	1:09.784	10
5	21	A	4	Andy TAYLOR	Ducati 620SS - RealRoads.co.uk	10	11:51.543	24.813	0.191	73.66	1:09.599	4
6	68	A	5	Paul PAYNE	Ducati 600ss - Eclipse Footcare	10	11:53.550	26.820	2.007	73.45	1:09.751	7
7	55	B	1	James ROBINSON	Ducati 600ss - Arundel	10	12:00.347	33.617	6.797	72.76	1:10.700	4
8	97	JSS	2	Tye BUTLER	Kawasaki ninja 400 - Dad	10	12:19.310	52.580	18.963	70.89	1:11.281	2
9	57	B	2	Sean COYLE	Ducati monster 600 - Hassocks	10	12:28.113	1:01.383	8.803	70.06	1:13.046	3
10	71	B	3	William PUGH	Ducati SS 600 -	10	12:34.340	1:07.610	6.227	69.48	1:13.468	5
11	95	B	4	Stephen BADEN	Ducati 600 SS - B&B Rumba	10	12:37.648	1:10.918	3.308	69.18	1:13.877	7
12	224	A	6	Jamie CRAWFORD	Ducati desmo 620 - Jamie Crawford heating	10	12:39.469	1:12.739	1.821	69.01	1:13.493	10
13	32	A	7	Paul ALDRED	Ducati SS 620 - Preston	10	12:41.132	1:14.402	1.663	68.86	1:14.669	3
14	56	JSS	3	Max KIMMINGS	Yamaha R3 300cc - ST Engineering	10	12:41.286	1:14.556	0.154	68.85	1:14.127	5
15	555	A	8	Conal GRIER	Ducati Monster 620cc - The Dorset Chimney Sweep	9	11:26.863	1 Lap	1 Lap	68.68	1:14.050	9
16	171	A	9	Alex LAIDLAW	Ducati Desmo class A 620cc - None	9	11:32.305	1 Lap	5.442	68.14	1:14.313	9
17	6	B	5	Martin TOMKINS	Ducati 583 - none	9	12:10.915	1 Lap	38.610	64.54	1:18.351	9
18	49	JSS	4	Samara RAVEN	Kawasaki Ninja 300 - Ruroc	8	11:44.430	2 Laps	1 Lap	59.52	1:25.961	2

NOT CLASSIFIED

DNF 75 JSS Aaron LILLY Kawasaki EX400 - Your Logo Here! 0

FASTEST LAP

13	A	Enrico BELSITO	Ducati Supersport 620 - Alken Engineering	9	1:06.774	78.49 mph	126.32 kph
52	JSS	Alfie JENKINSON	Kawasaki ninja 400 - UK Fire Safety LTD	10	1:09.784	75.11 mph	120.88 kph
55	B	James ROBINSON	Ducati 600ss - Arundel	4	1:10.700	74.13 mph	119.31 kph

Class A - 92.5% of Race Speed = 70.59 mph

Class JSS - 92.5% of Race Speed = 68.15 mph

Class B - 92.5% of Race Speed = 67.30 mph

Weather / Track : Sunny / Dry

These results are provisional until the conclusion of any judicial and technical matters.

Race Distance: 10 Laps / 14.56 miles

Pembrey National: 1.4560 miles

Date: 26/05/2024 Start: 11:28 Finish: 11:39

Clerk Of Course : Steve Solley	Stewards :	Timekeeper : NG Timekeepers
--------------------------------	------------	-----------------------------

Results can be found at www.tsl-timing.com

Printed - 11:41 Sunday, 26 May 2024



NG Road Racing - Rounds 6, 7 & 8 @ Pembrey

Desmo Due / Junior Supersport

Race 17 - LAP ANALYSIS

DIFF = Difference To Personal Best Lap

P1 13 Enrico BELSITO				
LAP	LAP TIME	DIFF	MPH	TIME OF DAY
1 -	1:15.086	8.312	69.80	11:29:26.954
2 -	1:09.713	2.939	75.18	11:30:36.667
3 -	1:08.726	1.952	76.26	11:31:45.393
4 -	1:08.820	2.046	76.16	11:32:54.213
5 -	1:07.953	1.179	77.13	11:34:02.166
6 -	1:07.804	1.030	77.30	11:35:09.970
7 -	1:07.182 (3)	0.408	78.02	11:36:17.152
8 -	1:07.848	1.074	77.25	11:37:25.000
9 -	1:06.774 (1)		78.49	11:38:31.774
10 -	1:06.824 (2)	0.050	78.43	11:39:38.598

P2 1 Dominic CANN				
LAP	LAP TIME	DIFF	MPH	TIME OF DAY
1 -	1:17.914	10.748	67.27	11:29:29.782
2 -	1:07.868	0.702	77.23	11:30:37.650
3 -	1:08.070	0.904	77.00	11:31:45.720
4 -	1:08.565	1.399	76.44	11:32:54.285
5 -	1:07.952	0.786	77.13	11:34:02.237
6 -	1:07.869	0.703	77.23	11:35:10.106
7 -	1:07.166 (1)		78.03	11:36:17.272
8 -	1:07.827 (3)	0.661	77.27	11:37:25.099
9 -	1:07.501 (2)	0.335	77.65	11:38:32.600
10 -	1:08.068	0.902	77.00	11:39:40.668

P3 2 Brian TIPPLE				
LAP	LAP TIME	DIFF	MPH	TIME OF DAY
1 -	1:15.589	5.744	69.34	11:29:27.457
2 -	1:10.061 (3)	0.216	74.81	11:30:37.518
3 -	1:10.778	0.933	74.05	11:31:48.296
4 -	1:09.845 (1)		75.04	11:32:58.141
5 -	1:10.096	0.251	74.77	11:34:08.237
6 -	1:10.261	0.416	74.60	11:35:18.498
7 -	1:10.163	0.318	74.70	11:36:28.661
8 -	1:10.222	0.377	74.64	11:37:38.883
9 -	1:10.026 (2)	0.181	74.85	11:38:48.909
10 -	1:10.972	1.127	73.85	11:39:59.881

P4 52 Alfie JENKINSON				
LAP	LAP TIME	DIFF	MPH	TIME OF DAY
1 -	1:15.342	5.558	69.57	11:29:27.210
2 -	1:09.894 (2)	0.110	74.99	11:30:37.104
3 -	1:10.144 (3)	0.360	74.72	11:31:47.248
4 -	1:10.761	0.977	74.07	11:32:58.009
5 -	1:11.406	1.622	73.40	11:34:09.415
6 -	1:10.674	0.890	74.16	11:35:20.089
7 -	1:10.216	0.432	74.64	11:36:30.305
8 -	1:12.239	2.455	72.55	11:37:42.544
9 -	1:10.892	1.108	73.93	11:38:53.436
10 -	1:09.784 (1)		75.11	11:40:03.220

P5 21 Andy TAYLOR				
LAP	LAP TIME	DIFF	MPH	TIME OF DAY
1 -	1:16.083	6.484	68.89	11:29:27.951
2 -	1:10.775	1.176	74.06	11:30:38.726
3 -	1:10.304 (3)	0.705	74.55	11:31:49.030
4 -	1:09.599 (1)		75.31	11:32:58.629
5 -	1:10.999	1.400	73.82	11:34:09.628
6 -	1:10.974	1.375	73.85	11:35:20.602
7 -	1:10.035 (2)	0.436	74.84	11:36:30.637

DIFF = Difference To Personal Best Lap

8 -	1:11.435	1.836	73.37	11:37:42.072
9 -	1:10.616	1.017	74.22	11:38:52.688
10 -	1:10.723	1.124	74.11	11:40:03.411

P6 68 Paul PAYNE				
LAP	LAP TIME	DIFF	MPH	TIME OF DAY
1 -	1:17.750	7.999	67.41	11:29:29.618
2 -	1:11.916	2.165	72.88	11:30:41.534
3 -	1:10.874	1.123	73.95	11:31:52.408
4 -	1:10.765	1.014	74.07	11:33:03.173
5 -	1:10.174 (2)	0.423	74.69	11:34:13.347
6 -	1:10.924	1.173	73.90	11:35:24.271
7 -	1:09.751 (1)		75.14	11:36:34.022
8 -	1:10.339 (3)	0.588	74.51	11:37:44.361
9 -	1:10.364	0.613	74.49	11:38:54.725
10 -	1:10.693	0.942	74.14	11:40:05.418

P7 55 James ROBINSON				
LAP	LAP TIME	DIFF	MPH	TIME OF DAY
1 -	1:20.113	9.413	65.42	11:29:31.981
2 -	1:10.783 (3)	0.083	74.05	11:30:42.764
3 -	1:10.973	0.273	73.85	11:31:53.737
4 -	1:10.700 (1)		74.13	11:33:04.437
5 -	1:10.775 (2)	0.075	74.06	11:34:15.212
6 -	1:11.199	0.499	73.61	11:35:26.411
7 -	1:10.788	0.088	74.04	11:36:37.199
8 -	1:11.337	0.637	73.47	11:37:48.536
9 -	1:12.126	1.426	72.67	11:39:00.662
10 -	1:11.553	0.853	73.25	11:40:12.215

P8 97 Tye BUTLER				
LAP	LAP TIME	DIFF	MPH	TIME OF DAY
1 -	1:19.149	7.868	66.22	11:29:31.017
2 -	1:11.281 (1)		73.53	11:30:42.298
3 -	1:12.134 (2)	0.853	72.66	11:31:54.432
4 -	1:12.614 (3)	1.333	72.18	11:33:07.046
5 -	1:14.065	2.784	70.77	11:34:21.111
6 -	1:13.842	2.561	70.98	11:35:34.953
7 -	1:13.745	2.464	71.07	11:36:48.698
8 -	1:13.849	2.568	70.97	11:38:02.547
9 -	1:13.813	2.532	71.01	11:39:16.360
10 -	1:14.818	3.537	70.05	11:40:31.178

P9 57 Sean COYLE				
LAP	LAP TIME	DIFF	MPH	TIME OF DAY
1 -	1:21.826	8.780	64.05	11:29:33.694
2 -	1:13.204 (2)	0.158	71.60	11:30:46.898
3 -	1:13.046 (1)		71.75	11:31:59.944
4 -	1:13.384 (3)	0.338	71.42	11:33:13.328
5 -	1:13.690	0.644	71.13	11:34:27.018
6 -	1:14.147	1.101	70.69	11:35:41.165
7 -	1:16.046	3.000	68.92	11:36:57.211
8 -	1:14.440	1.394	70.41	11:38:11.651
9 -	1:14.122	1.076	70.71	11:39:25.773
10 -	1:14.208	1.162	70.63	11:40:39.981

P10 71 William PUGH				
LAP	LAP TIME	DIFF	MPH	TIME OF DAY
1 -	1:25.015	11.547	61.65	11:29:36.883
2 -	1:16.120	2.652	68.85	11:30:53.003
3 -	1:13.870 (3)	0.402	70.95	11:32:06.873

NG Road Racing - Rounds 6, 7 & 8 @ Pembrey

Desmo Due / Junior Supersport

Race 17 - LAP ANALYSIS

DIFF = Difference To Personal Best Lap

4 -	1:15.569	2.101	69.36	11:33:22.442
5 -	1:13.468 (1)		71.34	11:34:35.910
6 -	1:14.194	0.726	70.64	11:35:50.104
7 -	1:14.428	0.960	70.42	11:37:04.532
8 -	1:14.243	0.775	70.60	11:38:18.775
9 -	1:13.473 (2)	0.005	71.34	11:39:32.248
10 -	1:13.960	0.492	70.87	11:40:46.208

P11 95 Stephen BADEN

LAP	LAP TIME	DIFF	MPH	TIME OF DAY
1 -	1:23.724	9.847	62.60	11:29:35.592
2 -	1:14.912	1.035	69.97	11:30:50.504
3 -	1:15.641	1.764	69.29	11:32:06.145
4 -	1:14.900	1.023	69.98	11:33:21.045
5 -	1:14.352 (3)	0.475	70.49	11:34:35.397
6 -	1:15.399	1.522	69.51	11:35:50.796
7 -	1:13.877 (1)		70.95	11:37:04.673
8 -	1:15.997	2.120	68.97	11:38:20.670
9 -	1:13.934 (2)	0.057	70.89	11:39:34.604
10 -	1:14.912	1.035	69.97	11:40:49.516

P12 224 Jamie CRAWFORD

LAP	LAP TIME	DIFF	MPH	TIME OF DAY
1 -	1:25.486	11.993	61.31	11:29:37.354
2 -	1:14.628 (2)	1.135	70.23	11:30:51.982
3 -	1:14.647 (3)	1.154	70.21	11:32:06.629
4 -	1:15.155	1.662	69.74	11:33:21.784
5 -	1:14.727	1.234	70.14	11:34:36.511
6 -	1:15.181	1.688	69.71	11:35:51.692
7 -	1:15.224	1.731	69.67	11:37:06.916
8 -	1:16.185	2.692	68.80	11:38:23.101
9 -	1:14.743	1.250	70.12	11:39:37.844
10 -	1:13.493 (1)		71.32	11:40:51.337

P13 32 Paul ALDRED

LAP	LAP TIME	DIFF	MPH	TIME OF DAY
1 -	1:21.000	6.331	64.71	11:29:32.868
2 -	1:15.506	0.837	69.41	11:30:48.374
3 -	1:14.669 (1)		70.19	11:32:03.043
4 -	1:15.109	0.440	69.78	11:33:18.152
5 -	1:15.188	0.519	69.71	11:34:33.340
6 -	1:15.000 (3)	0.331	69.88	11:35:48.340
7 -	1:16.307	1.638	68.69	11:37:04.647
8 -	1:18.285	3.616	66.95	11:38:22.932
9 -	1:14.854 (2)	0.185	70.02	11:39:37.786
10 -	1:15.214	0.545	69.68	11:40:53.000

P14 56 Max KIMMINGS

LAP	LAP TIME	DIFF	MPH	TIME OF DAY
1 -	1:23.277	9.150	62.94	11:29:35.145
2 -	1:14.882	0.755	69.99	11:30:50.027
3 -	1:16.271	2.144	68.72	11:32:06.298
4 -	1:15.098	0.971	69.79	11:33:21.396
5 -	1:14.127 (1)		70.71	11:34:35.523
6 -	1:14.499 (3)	0.372	70.35	11:35:50.022
7 -	1:14.439 (2)	0.312	70.41	11:37:04.461
8 -	1:18.711	4.584	66.59	11:38:23.172
9 -	1:14.943	0.816	69.94	11:39:38.115
10 -	1:15.039	0.912	69.85	11:40:53.154

DIFF = Difference To Personal Best Lap

P15 555 Conal GRIER				
LAP	LAP TIME	DIFF	MPH	TIME OF DAY
1 -	1:26.669	12.619	60.47	11:29:38.537
2 -	1:16.679	2.629	68.35	11:30:55.216
3 -	1:14.346 (2)	0.296	70.50	11:32:09.562
4 -	1:15.524	1.474	69.40	11:33:25.086
5 -	1:14.748	0.698	70.12	11:34:39.834
6 -	1:14.756	0.706	70.11	11:35:54.590
7 -	1:15.371	1.321	69.54	11:37:09.961
8 -	1:14.720 (3)	0.670	70.14	11:38:24.681
9 -	1:14.050 (1)		70.78	11:39:38.731

P16 171 Alex LAIDLAW

LAP	LAP TIME	DIFF	MPH	TIME OF DAY
1 -	1:26.235	11.922	60.78	11:29:38.103
2 -	1:16.903	2.590	68.15	11:30:55.006
3 -	1:16.606	2.293	68.42	11:32:11.612
4 -	1:16.112	1.799	68.86	11:33:27.724
5 -	1:16.053	1.740	68.92	11:34:43.777
6 -	1:15.783	1.470	69.16	11:35:59.560
7 -	1:15.616 (3)	1.303	69.31	11:37:15.176
8 -	1:14.684 (2)	0.371	70.18	11:38:29.860
9 -	1:14.313 (1)		70.53	11:39:44.173

P17 6 Martin TOMKINS

LAP	LAP TIME	DIFF	MPH	TIME OF DAY
1 -	1:31.181	12.830	57.48	11:29:43.049
2 -	1:21.233	2.882	64.52	11:31:04.282
3 -	1:20.104	1.753	65.43	11:32:24.386
4 -	1:20.208	1.857	65.35	11:33:44.594
5 -	1:19.998	1.647	65.52	11:35:04.592
6 -	1:19.820 (2)	1.469	65.66	11:36:24.412
7 -	1:19.932 (3)	1.581	65.57	11:37:44.344
8 -	1:20.088	1.737	65.44	11:39:04.432
9 -	1:18.351 (1)		66.89	11:40:22.783

P18 49 Samara RAVEN

LAP	LAP TIME	DIFF	MPH	TIME OF DAY
1 -	1:34.060	8.099	55.72	11:29:45.928
2 -	1:25.961 (1)		60.97	11:31:11.889
3 -	1:26.588 (3)	0.627	60.53	11:32:38.477
4 -	1:30.096	4.135	58.17	11:34:08.573
5 -	1:26.077 (2)	0.116	60.89	11:35:34.650
6 -	1:27.138	1.177	60.15	11:37:01.788
7 -	1:27.789	1.828	59.70	11:38:29.577
8 -	1:26.721	0.760	60.44	11:39:56.298

NG Road Racing - Rounds 6, 7 & 8 @ Pembrey

Desmo Due / Junior Supersport

Race 17 - STATISTICS

Competitors Started	18
Planned Start	2024-05-26 @ 11:22:00.000
Actual Start	2024-05-26 @ 11:28:11.867
Finish Time	2024-05-26 @ 11:39:38.597
Track Length	1.4560mi.
Total Laps	175
Total Distance Covered	254.8000mi.

Session Fastest Lap History

NO	CL	NAME	LAP TIME	TIME OF DAY	LAP	VEHICLE
13	Desmo Due	Enrico BELSITO	1:09.713	11:30:36.683	2	Ducati Supersport 620
1	Desmo Due	Dominic CANN	1:07.868	11:30:37.670	2	Louigi Moto 620
13	Desmo Due	Enrico BELSITO	1:07.804	11:35:09.986	6	Ducati Supersport 620
13	Desmo Due	Enrico BELSITO	1:07.182	11:36:17.171	7	Ducati Supersport 620
1	Desmo Due	Dominic CANN	1:07.166	11:36:17.272	7	Louigi Moto 620
13	Desmo Due	Enrico BELSITO	1:06.774	11:38:31.790	9	Ducati Supersport 620

Session Leader History

NO	CL	NAME	FROM LAP	LAPS LED	DISTANCE	VEHICLE
13	Desmo Due	Enrico BELSITO	1	10	14.56 miles	Ducati Supersport 620

Flag History

TYPE	TIME OF DAY
GREEN	11:28:11.867
FINISH	11:39:38.597

Flag Statistics

TYPE	COUNT	TOTAL LAPS	TOTAL TIME
Green	1	10	13:06.681
Red	0	0	0.000
Safety Car	0	0	0.000
FCY	0	0	0.000

NG Road Racing - Rounds 6, 7 & 8 @ Pembrey

Desmo Due / Junior Supersport

Race 17 - STATISTICS

CLASS : Desmo Due Class A 620cc 65bhp

9 Starters

Fastest Lap History

NO	NAME	LAP TIME	TIME OF DAY	LAP	VEHICLE
13	Enrico BELSITO	1:09.713	11:30:36.683	2	Ducati Supersport 620
1	Dominic CANN	1:07.868	11:30:37.670	2	Louigi Moto 620
13	Enrico BELSITO	1:07.804	11:35:09.986	6	Ducati Supersport 620
13	Enrico BELSITO	1:07.182	11:36:17.171	7	Ducati Supersport 620
1	Dominic CANN	1:07.166	11:36:17.272	7	Louigi Moto 620
13	Enrico BELSITO	1:06.774	11:38:31.790	9	Ducati Supersport 620

Leader History

NO	NAME	FROM LAP	LAPS LED	DISTANCE	VEHICLE
13	Enrico BELSITO	1	10	14.56 miles	Ducati Supersport 620

NG Road Racing - Rounds 6, 7 & 8 @ Pembrey

Desmo Due / Junior Supersport

Race 17 - STATISTICS

CLASS : Desmo Due Class B 583cc 53bhp

5 Starters

Fastest Lap History

NO	NAME	LAP TIME	TIME OF DAY	LAP	VEHICLE
55	James ROBINSON	1:10.783	11:30:42.782	2	Ducati 600ss
55	James ROBINSON	1:10.700	11:33:04.456	4	Ducati 600ss

Leader History

NO	NAME	FROM LAP	LAPS LED	DISTANCE	VEHICLE
55	James ROBINSON	1	10	14.56 miles	Ducati 600ss

NG Road Racing - Rounds 6, 7 & 8 @ Pembrey

Desmo Due / Junior Supersport

Race 17 - STATISTICS

CLASS : Junior Supersport

4 Starters

Fastest Lap History

NO	NAME	LAP TIME	TIME OF DAY	LAP	VEHICLE
52	Alfie JENKINSON	1:09.894	11:30:37.138	2	Kawasaki ninja 400
52	Alfie JENKINSON	1:09.784	11:40:03.253	10	Kawasaki ninja 400

Leader History

NO	NAME	FROM LAP	LAPS LED	DISTANCE	VEHICLE
52	Alfie JENKINSON	1	10	14.56 miles	Kawasaki ninja 400

NG Road Racing - Rounds 6, 7 & 8 @ Pembrey

Desmo Due / Junior Supersport

Race 17 - LAP CHART

LAP 1 @ 11:29:26.954

NO	BEHIND	LAP TIME
13		1:15.086
52	0.256	1:15.342
2	0.503	1:15.589
21	0.997	1:16.083
68	2.664	1:17.750
1	2.828	1:17.914
97	4.063	1:19.149
55	5.027	1:20.113
32	5.914	1:21.000
57	6.740	1:21.826
56	8.191	1:23.277
95	8.638	1:23.724
71	9.929	1:25.015
224	10.400	1:25.486
171	11.149	1:26.235
555	11.583	1:26.669
6	16.095	1:31.181
49	18.974	1:34.060

LAP 4 @ 11:32:54.213

NO	BEHIND	LAP TIME
13		1:08.820
1	0.072	1:08.565
52	3.796	1:10.761
2	3.928	1:09.845
21	4.416	1:09.599
68	8.960	1:10.765
55	10.224	1:10.700
97	12.833	1:12.614
57	19.115	1:13.384
32	23.939	1:15.109
95	26.832	1:14.900
56	27.183	1:15.098
224	27.571	1:15.155
71	28.229	1:15.569
555	30.873	1:15.524
171	33.511	1:16.112
6	50.381	1:20.208

LAP 7 @ 11:36:17.152

NO	BEHIND	LAP TIME
13		1:07.182
1	0.120	1:07.166
6	1 Lap	1:19.820
2	11.509	1:10.163
52	13.153	1:10.216
21	13.485	1:10.035
68	16.870	1:09.751
55	20.047	1:10.788
97	31.546	1:13.745
57	40.059	1:16.046
49	1 Lap	1:27.138
56	47.309	1:14.439
71	47.380	1:14.428
32	47.495	1:16.307
95	47.521	1:13.877
224	49.764	1:15.224
555	52.809	1:15.371
171	58.024	1:15.616

555	1 Lap	1:14.050
1	2.070	1:08.068
171	1 Lap	1:14.313
49	2 Laps	1:26.721
2	21.283	1:10.972
52	24.622	1:09.784
21	24.813	1:10.723
68	26.820	1:10.693
55	33.617	1:11.553
6	1 Lap	1:18.351
97	52.580	1:14.818
57	1:01.383	1:14.208
71	1:07.610	1:13.960
95	1:10.918	1:14.912
224	1:12.739	1:13.493
32	1:14.402	1:15.214
56	1:14.556	1:15.039

LAP 2 @ 11:30:36.667

NO	BEHIND	LAP TIME
13		1:09.713
52	0.437	1:09.894
2	0.851	1:10.061
1	0.983	1:07.868
21	2.059	1:10.775
68	4.867	1:11.916
97	5.631	1:11.281
55	6.097	1:10.783
57	10.231	1:13.204
32	11.707	1:15.506
56	13.360	1:14.882
95	13.837	1:14.912
224	15.315	1:14.628
71	16.336	1:16.120
171	18.339	1:16.903
555	18.549	1:16.679
6	27.615	1:21.233
49	35.222	1:25.961

LAP 5 @ 11:34:02.166

NO	BEHIND	LAP TIME
13		1:07.953
1	0.071	1:07.952
2	6.071	1:10.096
49	1 Lap	1:30.096
52	7.249	1:11.406
21	7.462	1:10.999
68	11.181	1:10.174
55	13.046	1:10.775
97	18.945	1:14.065
57	24.852	1:13.690
32	31.174	1:15.188
95	33.231	1:14.352
56	33.357	1:14.127
71	33.744	1:13.468
224	34.345	1:14.727
555	37.668	1:14.748
171	41.611	1:16.053
6	1:02.426	1:19.998

LAP 8 @ 11:37:25.000

NO	BEHIND	LAP TIME
13		1:07.848
1	0.099	1:07.827
2	13.883	1:10.222
21	17.072	1:11.435
52	17.544	1:12.239
6	1 Lap	1:19.932
68	19.361	1:10.339
55	23.536	1:11.337
97	37.547	1:13.849
57	46.651	1:14.440
71	53.775	1:14.243
95	55.670	1:15.997
32	57.932	1:18.285
224	58.101	1:16.185
56	58.172	1:18.711
555	59.681	1:14.720
49	1 Lap	1:27.789
171	1:04.860	1:14.684

LAP 3 @ 11:31:45.393

NO	BEHIND	LAP TIME
13		1:08.726
1	0.327	1:08.070
52	1.855	1:10.144
2	2.903	1:10.778
21	3.637	1:10.304
68	7.015	1:10.874
55	8.344	1:10.973
97	9.039	1:12.134
57	14.551	1:13.046
32	17.650	1:14.669
95	20.752	1:15.641
56	20.905	1:16.271
224	21.236	1:14.647
71	21.480	1:13.870
555	24.169	1:14.346
171	26.219	1:16.606
6	38.993	1:20.104
49	53.084	1:26.588

LAP 6 @ 11:35:09.970

NO	BEHIND	LAP TIME
13		1:07.804
1	0.136	1:07.869
2	8.528	1:10.261
52	10.119	1:10.674
21	10.632	1:10.974
68	14.301	1:10.924
55	16.441	1:11.199
49	1 Lap	1:26.077
97	24.983	1:13.842
57	31.195	1:14.147
32	38.370	1:15.000
56	40.052	1:14.499
71	40.134	1:14.194
95	40.826	1:15.399
224	41.722	1:15.181
555	44.620	1:14.756
171	49.590	1:15.783

LAP 9 @ 11:38:31.774

NO	BEHIND	LAP TIME
13		1:06.774
1	0.826	1:07.501
2	17.135	1:10.026
21	20.914	1:10.616
52	21.662	1:10.892
68	22.951	1:10.364
55	28.888	1:12.126
6	1 Lap	1:20.088
97	44.586	1:13.813
57	53.999	1:14.122
71	1:00.474	1:13.473
95	1:02.830	1:13.934
32	1:06.012	1:14.854
224	1:06.070	1:14.743
56	1:06.341	1:14.943

LAP 10 @ 11:39:38.598

NO	BEHIND	LAP TIME
13		1:06.824


NG Road Racing - Rounds 6, 7 & 8 @ Pembrey

Desmo Due / Junior Supersport

Race 27 - GRID (11 Laps)



ROW 6	18 49 Samara RAVEN	17 6 Martin TOMKINS	16 171 Alex LAIDLAW
ROW 5	15 555 Conal GRIER	14 56 Max KIMMINGS	13 32 Paul ALDRED
ROW 4	12 224 Jamie CRAWFORD	11 95 Stephen BADEN	10 71 William PUGH
ROW 3	9 57 Sean COYLE	8 97 Tye BUTLER	7 55 James ROBINSON
ROW 2	6 68 Paul PAYNE	5 21 Andy TAYLOR	4 52 Alfie JENKINSON
ROW 1	3 2 Brian TIPPLE	2 1 Dominic CANN	1 13 Enrico BELSITO Pole



Pembrey National: 1.4560 miles

These results are provisional until the conclusion of any judicial and technical matters.

Clerk Of Course : Steve Solley	Stewards :	Timekeeper : NG Timekeepers
--------------------------------	------------	-----------------------------

Results can be found at www.tsl-timing.com

Printed - 11:43 Sunday, 26 May 2024



NG Road Racing - Rounds 6, 7 & 8 @ Pembrey



Desmo Due / Junior Supersport

Race 27 - CLASSIFICATION



POS	NO	CL	PIC	NAME	ENTRY	LAPS	TIME	GAP	DIFF	MPH	BEST	ON
1	52	JSS	1	Alfie JENKINSON	Kawasaki ninja 400 - UK Fire Safety LTD	11	12:16.194			78.31	1:05.733	4
2	1	A	1	Dominic CANN	Louigi Moto 620 - HEL Performance	11	12:29.704	13.510	13.510	76.90	1:07.147	4
3	13	A	2	Enrico BELSITO	Ducati Supersport 620 - Alken Engineering	11	12:32.288	16.094	2.584	76.64	1:07.399	6
4	75	JSS	2	Aaron LILLY	Kawasaki EX400 - Your Logo Here!	11	12:33.866	17.672	1.578	76.48	1:07.103	3
5	2	A	3	Brian TIPPLE	Ducati Monster 618cc - Newbury	11	12:58.947	42.753	25.081	74.01	1:08.468	9
6	21	A	4	Andy TAYLOR	Ducati 620SS - RealRoads.co.uk	11	13:03.397	47.203	4.450	73.59	1:10.264	2
7	68	A	5	Paul PAYNE	Ducati SS 620 - Eclipse Footcare	11	13:10.649	54.455	7.252	72.92	1:10.354	10
8	97	JSS	3	Tye BUTLER	Kawasaki ninja 400 - Dad	11	13:12.893	56.699	2.244	72.71	1:10.597	5
9	55	B	1	James ROBINSON	Ducati 600ss - Arundel	10	12:21.359	1 Lap	1 Lap	70.70	1:12.542	8
10	95	B	2	Stephen BADEN	Ducati 600 SS - B&B Rumba	10	12:25.530	1 Lap	4.171	70.30	1:12.352	5
11	56	JSS	4	Max KIMMINGS	Yamaha R3 300cc - ST Engineering	10	12:32.709	1 Lap	7.179	69.63	1:13.198	2
12	71	B	3	William PUGH	Ducati SS 600 -	10	12:36.276	1 Lap	3.567	69.30	1:13.856	9
13	32	A	6	Paul ALDRED	Ducati SS 620 - Preston	10	12:38.515	1 Lap	2.239	69.10	1:14.482	2
14	171	A	7	Alex LAIDLAW	Ducati Desmo class A 620cc - None	10	12:46.597	1 Lap	8.082	68.37	1:15.073	7
15	224	A	8	Jamie CRAWFORD	Ducati desmo 620 - Jamie Crawford heating	10	12:47.035	1 Lap	0.438	68.33	1:14.290	10
16	555	A	9	Conal GRIER	Ducati Monster 620cc - The Dorset Chimney Sweep	10	13:11.423	1 Lap	24.388	66.23	1:15.385	5
17	6	B	4	Martin TOMKINS	Ducati 583 - none	9	12:25.499	2 Laps	1 Lap	63.27	1:21.279	4
18	49	JSS	5	Samara RAVEN	Kawasaki Ninja 300 - Ruroc	9	13:05.118	2 Laps	39.619	60.08	1:24.150	9

NOT CLASSIFIED

NC	57	B		Sean COYLE	Ducati monster 600 - Hassocks	6	12:44.310	5 Laps	3 Laps	41.14	1:13.333	6
----	----	---	--	------------	-------------------------------	---	-----------	--------	--------	-------	----------	---

FASTEST LAP

52	JSS			Alfie JENKINSON	Kawasaki ninja 400 - UK Fire Safety LTD	4	1:05.733			79.74 mph	128.33 kph	
1	A			Dominic CANN	Louigi Moto 620 - HEL Performance	4	1:07.147			78.06 mph	125.62 kph	
95	B			Stephen BADEN	Ducati 600 SS - B&B Rumba	5	1:12.352			72.44 mph	116.59 kph	

Class JSS - 92.5% of Race Speed = 72.43 mph

Class A - 92.5% of Race Speed = 71.13 mph

Class B - 92.5% of Race Speed = 65.39 mph

Race Distance: 11 Laps / 16.01 miles

Pembrey National: 1.4560 miles

Date: 26/05/2024 Start: 15:10 Finish: 15:23

Weather / Track : Sunny / Dry

These results are provisional until the conclusion of any judicial and technical matters.

Clerk Of Course : Steve Solley	Stewards :	Timekeeper : NG Timekeepers
--------------------------------	------------	-----------------------------

Results can be found at www.tsl-timing.com

Printed - 15:29 Sunday, 26 May 2024



NG Road Racing - Rounds 6, 7 & 8 @ Pembrey

Desmo Due / Junior Supersport

Race 27 - LAP ANALYSIS

DIFF = Difference To Personal Best Lap

P1 52 Alfie JENKINSON				
LAP	LAP TIME	DIFF	MPH	TIME OF DAY
1 -	1:12.657	6.924	72.14	15:11:59.804
2 -	1:06.579	0.846	78.72	15:13:06.383
3 -	1:05.956 (3)	0.223	79.47	15:14:12.339
4 -	1:05.733 (1)		79.74	15:15:18.072
5 -	1:06.215	0.482	79.16	15:16:24.287
6 -	1:06.494	0.761	78.82	15:17:30.781
7 -	1:06.471	0.738	78.85	15:18:37.252
8 -	1:06.664	0.931	78.62	15:19:43.916
9 -	1:07.307	1.574	77.87	15:20:51.223
10 -	1:05.772 (2)	0.039	79.69	15:21:56.995
11 -	1:06.346	0.613	79.00	15:23:03.341

P2 1 Dominic CANN				
LAP	LAP TIME	DIFF	MPH	TIME OF DAY
1 -	1:13.403	6.256	71.40	15:12:00.550
2 -	1:08.548	1.401	76.46	15:13:09.098
3 -	1:07.459	0.312	77.70	15:14:16.557
4 -	1:07.147 (1)		78.06	15:15:23.704
5 -	1:07.402	0.255	77.76	15:16:31.106
6 -	1:07.435	0.288	77.72	15:17:38.541
7 -	1:08.028	0.881	77.05	15:18:46.569
8 -	1:07.303 (2)	0.156	77.88	15:19:53.872
9 -	1:08.128	0.981	76.93	15:21:02.000
10 -	1:07.360 (3)	0.213	77.81	15:22:09.360
11 -	1:07.491	0.344	77.66	15:23:16.851

P3 13 Enrico BELSITO				
LAP	LAP TIME	DIFF	MPH	TIME OF DAY
1 -	1:13.261	5.862	71.54	15:12:00.408
2 -	1:08.442	1.043	76.58	15:13:08.850
3 -	1:08.008	0.609	77.07	15:14:16.858
4 -	1:07.587 (3)	0.188	77.55	15:15:24.445
5 -	1:07.886	0.487	77.21	15:16:32.331
6 -	1:07.399 (1)		77.76	15:17:39.730
7 -	1:08.065	0.666	77.00	15:18:47.795
8 -	1:07.442 (2)	0.043	77.72	15:19:55.237
9 -	1:07.966	0.567	77.12	15:21:03.203
10 -	1:07.694	0.295	77.43	15:22:10.897
11 -	1:08.538	1.139	76.47	15:23:19.435

P4 75 Aaron LILLY				
LAP	LAP TIME	DIFF	MPH	TIME OF DAY
1 -	1:14.126	7.023	70.71	15:12:01.273
2 -	1:07.748	0.645	77.36	15:13:09.021
3 -	1:07.103 (1)		78.11	15:14:16.124
4 -	1:07.451 (3)	0.348	77.70	15:15:23.575
5 -	1:08.103	1.000	76.96	15:16:31.678
6 -	1:08.193	1.090	76.86	15:17:39.871
7 -	1:08.934	1.831	76.03	15:18:48.805
8 -	1:07.356 (2)	0.253	77.81	15:19:56.161
9 -	1:07.805	0.702	77.30	15:21:03.966
10 -	1:08.328	1.225	76.71	15:22:12.294
11 -	1:08.719	1.616	76.27	15:23:21.013

P5 2 Brian TIPPLE				
LAP	LAP TIME	DIFF	MPH	TIME OF DAY
1 -	1:16.804	8.336	68.24	15:12:03.951
2 -	1:10.319	1.851	74.54	15:13:14.270
3 -	1:10.595	2.127	74.24	15:14:24.865

DIFF = Difference To Personal Best Lap

4 -	1:10.667	2.199	74.17	15:15:35.532
5 -	1:10.448	1.980	74.40	15:16:45.980
6 -	1:10.299 (3)	1.831	74.56	15:17:56.279
7 -	1:10.827	2.359	74.00	15:19:07.106
8 -	1:10.661	2.193	74.17	15:20:17.767
9 -	1:08.468 (1)		76.55	15:21:26.235
10 -	1:09.249 (2)	0.781	75.69	15:22:35.484
11 -	1:10.610	2.142	74.23	15:23:46.094

P6 21 Andy TAYLOR				
LAP	LAP TIME	DIFF	MPH	TIME OF DAY
1 -	1:15.694	5.430	69.24	15:12:02.841
2 -	1:10.264 (1)		74.59	15:13:13.105
3 -	1:10.381 (3)	0.117	74.47	15:14:23.486
4 -	1:10.349 (2)	0.085	74.50	15:15:33.835
5 -	1:10.934	0.670	73.89	15:16:44.769
6 -	1:11.286	1.022	73.52	15:17:56.055
7 -	1:10.842	0.578	73.99	15:19:06.897
8 -	1:11.146	0.882	73.67	15:20:18.043
9 -	1:10.782	0.518	74.05	15:21:28.825
10 -	1:10.854	0.590	73.97	15:22:39.679
11 -	1:10.865	0.601	73.96	15:23:50.544

P7 68 Paul PAYNE				
LAP	LAP TIME	DIFF	MPH	TIME OF DAY
1 -	1:17.773	7.419	67.39	15:12:04.920
2 -	1:11.011	0.657	73.81	15:13:15.931
3 -	1:11.467	1.113	73.34	15:14:27.398
4 -	1:11.620	1.266	73.18	15:15:39.018
5 -	1:11.827	1.473	72.97	15:16:50.845
6 -	1:11.696	1.342	73.10	15:18:02.541
7 -	1:11.666	1.312	73.13	15:19:14.207
8 -	1:11.562	1.208	73.24	15:20:25.769
9 -	1:10.804 (2)	0.450	74.02	15:21:36.573
10 -	1:10.354 (1)		74.50	15:22:46.927
11 -	1:10.869 (3)	0.515	73.96	15:23:57.796

P8 97 Tye BUTLER				
LAP	LAP TIME	DIFF	MPH	TIME OF DAY
1 -	1:18.165	7.568	67.05	15:12:05.312
2 -	1:10.877 (3)	0.280	73.95	15:13:16.189
3 -	1:11.366	0.769	73.44	15:14:27.555
4 -	1:10.874 (2)	0.277	73.95	15:15:38.429
5 -	1:10.597 (1)		74.24	15:16:49.026
6 -	1:11.466	0.869	73.34	15:18:00.492
7 -	1:11.516	0.919	73.29	15:19:12.008
8 -	1:13.055	2.458	71.74	15:20:25.063
9 -	1:11.551	0.954	73.25	15:21:36.614
10 -	1:11.328	0.731	73.48	15:22:47.942
11 -	1:12.098	1.501	72.70	15:24:00.040

P9 55 James ROBINSON				
LAP	LAP TIME	DIFF	MPH	TIME OF DAY
1 -	1:20.209	7.667	65.34	15:12:07.356
2 -	1:13.671	1.129	71.14	15:13:21.027
3 -	1:13.629	1.087	71.18	15:14:34.656
4 -	1:13.547 (3)	1.005	71.26	15:15:48.203
5 -	1:13.593	1.051	71.22	15:17:01.796
6 -	1:13.853	1.311	70.97	15:18:15.649
7 -	1:13.661	1.119	71.15	15:19:29.310
8 -	1:12.542 (1)		72.25	15:20:41.852
9 -	1:12.754 (2)	0.212	72.04	15:21:54.606

NG Road Racing - Rounds 6, 7 & 8 @ Pembrey

Desmo Due / Junior Supersport

Race 27 - LAP ANALYSIS

DIFF = Difference To Personal Best Lap

10 - 1:13.900 1.358 70.92 15:23:08.506

P10 95 Stephen BADEN				
LAP	LAP TIME	DIFF	MPH	TIME OF DAY
1 -	1:24.087	11.735	62.33	15:12:11.234
2 -	1:14.814	2.462	70.06	15:13:26.048
3 -	1:13.187 (3)	0.835	71.61	15:14:39.235
4 -	1:13.368	1.016	71.44	15:15:52.603
5 -	1:12.352 (1)		72.44	15:17:04.955
6 -	1:13.269	0.917	71.53	15:18:18.224
7 -	1:13.417	1.065	71.39	15:19:31.641
8 -	1:13.347	0.995	71.46	15:20:44.988
9 -	1:13.144 (2)	0.792	71.66	15:21:58.132
10 -	1:14.545	2.193	70.31	15:23:12.677

P11 56 Max KIMMINGS				
LAP	LAP TIME	DIFF	MPH	TIME OF DAY
1 -	1:21.670	8.472	64.18	15:12:08.817
2 -	1:13.198 (1)		71.60	15:13:22.015
3 -	1:13.827 (3)	0.629	70.99	15:14:35.842
4 -	1:14.292	1.094	70.55	15:15:50.134
5 -	1:13.856	0.658	70.97	15:17:03.990
6 -	1:16.092	2.894	68.88	15:18:20.082
7 -	1:15.769	2.571	69.17	15:19:35.851
8 -	1:14.434	1.236	70.41	15:20:50.285
9 -	1:13.806 (2)	0.608	71.01	15:22:04.091
10 -	1:15.765	2.567	69.18	15:23:19.856

P12 71 William PUGH				
LAP	LAP TIME	DIFF	MPH	TIME OF DAY
1 -	1:23.720	9.864	62.60	15:12:10.867
2 -	1:16.282	2.426	68.71	15:13:27.149
3 -	1:14.462	0.606	70.39	15:14:41.611
4 -	1:14.983	1.127	69.90	15:15:56.594
5 -	1:14.975	1.119	69.91	15:17:11.569
6 -	1:14.493	0.637	70.36	15:18:26.062
7 -	1:14.383 (3)	0.527	70.46	15:19:40.445
8 -	1:14.888	1.032	69.99	15:20:55.333
9 -	1:13.856 (1)		70.97	15:22:09.189
10 -	1:14.234 (2)	0.378	70.60	15:23:23.423

P13 32 Paul ALDRED				
LAP	LAP TIME	DIFF	MPH	TIME OF DAY
1 -	1:21.268	6.786	64.49	15:12:08.415
2 -	1:14.482 (1)		70.37	15:13:22.897
3 -	1:14.879 (3)	0.397	70.00	15:14:37.776
4 -	1:14.664 (2)	0.182	70.20	15:15:52.440
5 -	1:15.225	0.743	69.67	15:17:07.665
6 -	1:16.209	1.727	68.77	15:18:23.874
7 -	1:15.211	0.729	69.69	15:19:39.085
8 -	1:16.019	1.537	68.95	15:20:55.104
9 -	1:15.657	1.175	69.28	15:22:10.761
10 -	1:14.901	0.419	69.98	15:23:25.662

P14 171 Alex LAIDLAW				
LAP	LAP TIME	DIFF	MPH	TIME OF DAY
1 -	1:25.994	10.921	60.95	15:12:13.141
2 -	1:15.976	0.903	68.99	15:13:29.117
3 -	1:15.427 (3)	0.354	69.49	15:14:44.544
4 -	1:16.345	1.272	68.65	15:16:00.889
5 -	1:15.564	0.491	69.36	15:17:16.453

DIFF = Difference To Personal Best Lap

6 - 1:15.087 (2) 0.014 69.80 15:18:31.540
7 - 1:15.073 (1) **69.82** **15:19:46.613**
 8 - 1:15.533 0.460 69.39 15:21:02.146
 9 - 1:16.003 0.930 68.96 15:22:18.149
 10 - 1:15.595 0.522 69.33 15:23:33.744

P15 224 Jamie CRAWFORD				
LAP	LAP TIME	DIFF	MPH	TIME OF DAY
1 -	1:26.534	12.244	60.57	15:12:13.681
2 -	1:16.273	1.983	68.72	15:13:29.954
3 -	1:15.900	1.610	69.05	15:14:45.854
4 -	1:15.590	1.300	69.34	15:16:01.444
5 -	1:15.589	1.299	69.34	15:17:17.033
6 -	1:16.075	1.785	68.90	15:18:33.108
7 -	1:15.362 (2)	1.072	69.55	15:19:48.470
8 -	1:15.573 (3)	1.283	69.35	15:21:04.043
9 -	1:15.849	1.559	69.10	15:22:19.892
10 -	1:14.290 (1)		70.55	15:23:34.182

P16 555 Conal GRIER				
LAP	LAP TIME	DIFF	MPH	TIME OF DAY
1 -	1:41.653	26.268	51.56	15:12:28.800
2 -	1:16.997	1.612	68.07	15:13:45.797
3 -	1:17.832	2.447	67.34	15:15:03.629
4 -	1:17.232	1.847	67.86	15:16:20.861
5 -	1:15.385 (1)		69.53	15:17:36.246
6 -	1:16.098 (3)	0.713	68.87	15:18:52.344
7 -	1:15.658 (2)	0.273	69.28	15:20:08.002
8 -	1:16.628	1.243	68.40	15:21:24.630
9 -	1:17.544	2.159	67.59	15:22:42.174
10 -	1:16.396	1.011	68.61	15:23:58.570

P17 6 Martin TOMKINS				
LAP	LAP TIME	DIFF	MPH	TIME OF DAY
1 -	1:29.792	8.513	58.37	15:12:16.939
2 -	1:21.456 (2)	0.177	64.34	15:13:38.395
3 -	1:21.706	0.427	64.15	15:15:00.101
4 -	1:21.279 (1)		64.48	15:16:21.380
5 -	1:22.636	1.357	63.42	15:17:44.016
6 -	1:23.189	1.910	63.00	15:19:07.205
7 -	1:22.185	0.906	63.77	15:20:29.390
8 -	1:21.643	0.364	64.20	15:21:51.033
9 -	1:21.613 (3)	0.334	64.22	15:23:12.646

P18 49 Samara RAVEN				
LAP	LAP TIME	DIFF	MPH	TIME OF DAY
1 -	1:34.883	10.733	55.24	15:12:22.030
2 -	1:25.789 (3)	1.639	61.09	15:13:47.819
3 -	1:26.156	2.006	60.83	15:15:13.975
4 -	1:26.948	2.798	60.28	15:16:40.923
5 -	1:27.542	3.392	59.87	15:18:08.465
6 -	1:26.835	2.685	60.36	15:19:35.300
7 -	1:27.952	3.802	59.59	15:21:03.252
8 -	1:24.863 (2)	0.713	61.76	15:22:28.115
9 -	1:24.150 (1)		62.28	15:23:52.265

P19 57 Sean COYLE				
LAP	LAP TIME	DIFF	MPH	TIME OF DAY
1 -	6:18.368 P	5:05.035	13.85	15:17:05.515
2 -	1:29.358	16.025	58.65	15:18:34.873
3 -	1:13.740 (2)	0.407	71.08	15:19:48.613

NG Road Racing - Rounds 6, 7 & 8 @ Pembrey

Desmo Due / Junior Supersport

Race 27 - LAP ANALYSIS

DIFF = Difference To Personal Best Lap

4 -	1:14.369 (3)	1.036	70.48	15:21:02.982
5 -	1:15.142	1.809	69.75	15:22:18.124
6 -	1:13.333 (1)		71.47	15:23:31.457

NG Road Racing - Rounds 6, 7 & 8 @ Pembrey

Desmo Due / Junior Supersport

Race 27 - STATISTICS

Competitors Started 19
Planned Start 2024-05-26 @ 15:27:00.000
Actual Start 2024-05-26 @ 15:10:47.147
Finish Time 2024-05-26 @ 15:23:03.340
Track Length 1.4560mi.
Total Laps 192
Total Distance Covered 279.5520mi.

Session Fastest Lap History

NO	CL	NAME	LAP TIME	TIME OF DAY	LAP	VEHICLE
52	Junior	Alfie JENKINSON	1:06.579	15:13:06.416	2	Kawasaki ninja 400
52	Junior	Alfie JENKINSON	1:05.956	15:14:12.372	3	Kawasaki ninja 400
52	Junior	Alfie JENKINSON	1:05.733	15:15:18.104	4	Kawasaki ninja 400

Session Leader History

NO	CL	NAME	FROM LAP	LAPS LED	DISTANCE	VEHICLE
52	Junior	Alfie JENKINSON	1	11	16.01 miles	Kawasaki ninja 400

Flag History

TYPE	TIME OF DAY
GREEN	15:10:47.147
FINISH	15:23:03.340

Flag Statistics

TYPE	COUNT	TOTAL LAPS	TOTAL TIME
Green	1	11	13:24.446
Red	0	0	0.000
Safety Car	0	0	0.000
FCY	0	0	0.000

NG Road Racing - Rounds 6, 7 & 8 @ Pembrey

Desmo Due / Junior Supersport

Race 27 - STATISTICS

CLASS : Desmo Due Class A 620cc 65bhp

9 Starters

Fastest Lap History

NO	NAME	LAP TIME	TIME OF DAY	LAP	VEHICLE
13	Enrico BELSITO	1:08.442	15:13:08.867	2	Ducati Supersport 620
1	Dominic CANN	1:07.459	15:14:16.578	3	Louigi Moto 620
1	Dominic CANN	1:07.147	15:15:23.724	4	Louigi Moto 620

Leader History

NO	NAME	FROM LAP	LAPS LED	DISTANCE	VEHICLE
13	Enrico BELSITO	1	2	2.91 miles	Ducati Supersport 620
1	Dominic CANN	3	9	13.10 miles	Louigi Moto 620

NG Road Racing - Rounds 6, 7 & 8 @ Pembrey

Desmo Due / Junior Supersport

Race 27 - STATISTICS

CLASS : Desmo Due Class B 583cc 53bhp

5 Starters

Fastest Lap History

NO	NAME	LAP TIME	TIME OF DAY	LAP	VEHICLE
55	James ROBINSON	1:13.671	15:13:21.047	2	Ducati 600ss
55	James ROBINSON	1:13.629	15:14:34.676	3	Ducati 600ss
95	Stephen BADEN	1:13.187	15:14:39.258	3	Ducati 600 SS
95	Stephen BADEN	1:12.352	15:17:04.978	5	Ducati 600 SS

Leader History

NO	NAME	FROM LAP	LAPS LED	DISTANCE	VEHICLE
55	James ROBINSON	1	10	14.56 miles	Ducati 600ss

NG Road Racing - Rounds 6, 7 & 8 @ Pembrey

Desmo Due / Junior Supersport

Race 27 - STATISTICS

CLASS : Junior Supersport

5 Starters

Fastest Lap History

NO	NAME	LAP TIME	TIME OF DAY	LAP	VEHICLE
52	Alfie JENKINSON	1:06.579	15:13:06.416	2	Kawasaki ninja 400
52	Alfie JENKINSON	1:05.956	15:14:12.372	3	Kawasaki ninja 400
52	Alfie JENKINSON	1:05.733	15:15:18.104	4	Kawasaki ninja 400

Leader History

NO	NAME	FROM LAP	LAPS LED	DISTANCE	VEHICLE
52	Alfie JENKINSON	1	11	16.01 miles	Kawasaki ninja 400

NG Road Racing - Rounds 6, 7 & 8 @ Pembrey

Desmo Due / Junior Supersport

Race 27 - LAP CHART

LAP 1 @ 15:11:59.804		
NO	BEHIND	LAP TIME

52		1:12.657
13	0.604	1:13.261
1	0.746	1:13.403
75	1.469	1:14.126
21	3.037	1:15.694
2	4.147	1:16.804
68	5.116	1:17.773
97	5.508	1:18.165
55	7.552	1:20.209
32	8.611	1:21.268
56	9.013	1:21.670
71	11.063	1:23.720
95	11.430	1:24.087
171	13.337	1:25.994
224	13.877	1:26.534
6	17.135	1:29.792
49	22.226	1:34.883
555	28.996	1:41.653

LAP 2 @ 15:13:06.383		
NO	BEHIND	LAP TIME

52		1:06.579
13	2.467	1:08.442
75	2.638	1:07.748
1	2.715	1:08.548
21	6.722	1:10.264
2	7.887	1:10.319
68	9.548	1:11.011
97	9.806	1:10.877
55	14.644	1:13.671
56	15.632	1:13.198
32	16.514	1:14.482
95	19.665	1:14.814
71	20.766	1:16.282
171	22.734	1:15.976
224	23.571	1:16.273
6	32.012	1:21.456
555	39.414	1:16.997
49	41.436	1:25.789

LAP 3 @ 15:14:12.339		
NO	BEHIND	LAP TIME

52		1:05.956
75	3.785	1:07.103
1	4.218	1:07.459
13	4.519	1:08.008
21	11.147	1:10.381
2	12.526	1:10.595
68	15.059	1:11.467
97	15.216	1:11.366
55	22.317	1:13.629
56	23.503	1:13.827
32	25.437	1:14.879
95	26.896	1:13.187
71	29.272	1:14.462
171	32.205	1:15.427
224	33.515	1:15.900
6	47.762	1:21.706
555	51.290	1:17.832
49	1:01.636	1:26.156

LAP 4 @ 15:15:18.072		
NO	BEHIND	LAP TIME

52		1:05.733
75	5.503	1:07.451
1	5.632	1:07.147
13	6.373	1:07.587
21	15.763	1:10.349
2	17.460	1:10.667
97	20.357	1:10.874
68	20.946	1:11.620
55	30.131	1:13.547
56	32.062	1:14.292
32	34.368	1:14.664
95	34.531	1:13.368
71	38.522	1:14.983
171	42.817	1:16.345
224	43.372	1:15.590
555	1:02.789	1:17.232
6	1:03.308	1:21.279

LAP 5 @ 15:16:24.287		
NO	BEHIND	LAP TIME

52		1:06.215
1	6.819	1:07.402
75	7.391	1:08.103
13	8.044	1:07.886
49	1 Lap	1:26.948
21	20.482	1:10.934
2	21.693	1:10.448
97	24.739	1:10.597
68	26.558	1:11.827
55	37.509	1:13.593
56	39.703	1:13.856
95	40.668	1:12.352
57	4 Laps	6:18.368 P
32	43.378	1:15.225
71	47.282	1:14.975
171	52.166	1:15.564
224	52.746	1:15.589

LAP 6 @ 15:17:30.781		
NO	BEHIND	LAP TIME

52		1:06.494
555	1 Lap	1:15.385
1	7.760	1:07.435
13	8.949	1:07.399
75	9.090	1:08.193
6	1 Lap	1:22.636
21	25.274	1:11.286
2	25.498	1:10.299
97	29.711	1:11.466
68	31.760	1:11.696
49	1 Lap	1:27.542
55	44.868	1:13.853
95	47.443	1:13.269
56	49.301	1:16.092
32	53.093	1:16.209
71	55.281	1:14.493
171	1:00.759	1:15.087
224	1:02.327	1:16.075
57	4 Laps	1:29.358

LAP 7 @ 15:18:37.252		
NO	BEHIND	LAP TIME

52		1:06.471
1	9.317	1:08.028
13	10.543	1:08.065
75	11.553	1:08.934
555	1 Lap	1:16.098
21	29.645	1:10.842
2	29.854	1:10.827
6	1 Lap	1:23.189
97	34.756	1:11.516
68	36.955	1:11.666
55	52.058	1:13.661
95	54.389	1:13.417
49	1 Lap	1:26.835
56	58.599	1:15.769
32	1:01.833	1:15.211
71	1:03.193	1:14.383

LAP 8 @ 15:19:43.916		
NO	BEHIND	LAP TIME

52		1:06.664
171	1 Lap	1:15.073
224	1 Lap	1:15.362
57	5 Laps	1:13.740
1	9.956	1:07.303
13	11.321	1:07.442
75	12.245	1:07.356
555	1 Lap	1:15.658
2	33.851	1:10.661
21	34.127	1:11.146
97	41.147	1:13.055
68	41.853	1:11.562
6	1 Lap	1:22.185
55	57.936	1:12.542
95	1:01.072	1:13.347
56	1:06.369	1:14.434

LAP 9 @ 15:20:51.223		
NO	BEHIND	LAP TIME

52		1:07.307
32	1 Lap	1:16.019
71	1 Lap	1:14.888
1	10.777	1:08.128
171	1 Lap	1:15.533
57	5 Laps	1:14.369
13	11.980	1:07.966
49	2 Laps	1:27.952
75	12.743	1:07.805
224	1 Lap	1:15.573
555	1 Lap	1:16.628
2	35.012	1:08.468
21	37.602	1:10.782
68	45.350	1:10.804
97	45.391	1:11.551
6	1 Lap	1:21.643
55	1:03.383	1:12.754

LAP 10 @ 15:21:56.995		
NO	BEHIND	LAP TIME

52		1:05.772
95	1 Lap	1:13.144
56	1 Lap	1:13.806

71	1 Lap	1:13.856
1	12.365	1:07.360
32	1 Lap	1:15.657
13	13.902	1:07.694
75	15.299	1:08.328
57	5 Laps	1:15.142
171	1 Lap	1:16.003
224	1 Lap	1:15.849
49	2 Laps	1:24.863
2	38.489	1:09.249
21	42.684	1:10.854
555	1 Lap	1:17.544
68	49.932	1:10.354
97	50.947	1:11.328

LAP 11 @ 15:23:03.341		
NO	BEHIND	LAP TIME

52		1:06.346
55	1 Lap	1:13.900
6	2 Laps	1:21.613
95	1 Lap	1:14.545
1	13.510	1:07.491
13	16.094	1:08.538
56	1 Lap	1:15.765
75	17.672	1:08.719
71	1 Lap	1:14.234
32	1 Lap	1:14.901
57	5 Laps	1:13.333
171	1 Lap	1:15.595
224	1 Lap	1:14.290
2	42.753	1:10.610
21	47.203	1:10.865
49	2 Laps	1:24.150
68	54.455	1:10.869
555	1 Lap	1:16.396
97	56.699	1:12.098