



R  GERS

POULTRY SERVICES LTD

FORMULA PROSTOCKS FP1, FP2, FP3 & EVO / ROGERS POULTRY NAKED STREETBIKES



NG Road Racing – Round 6, 7 & 8

Pembrey

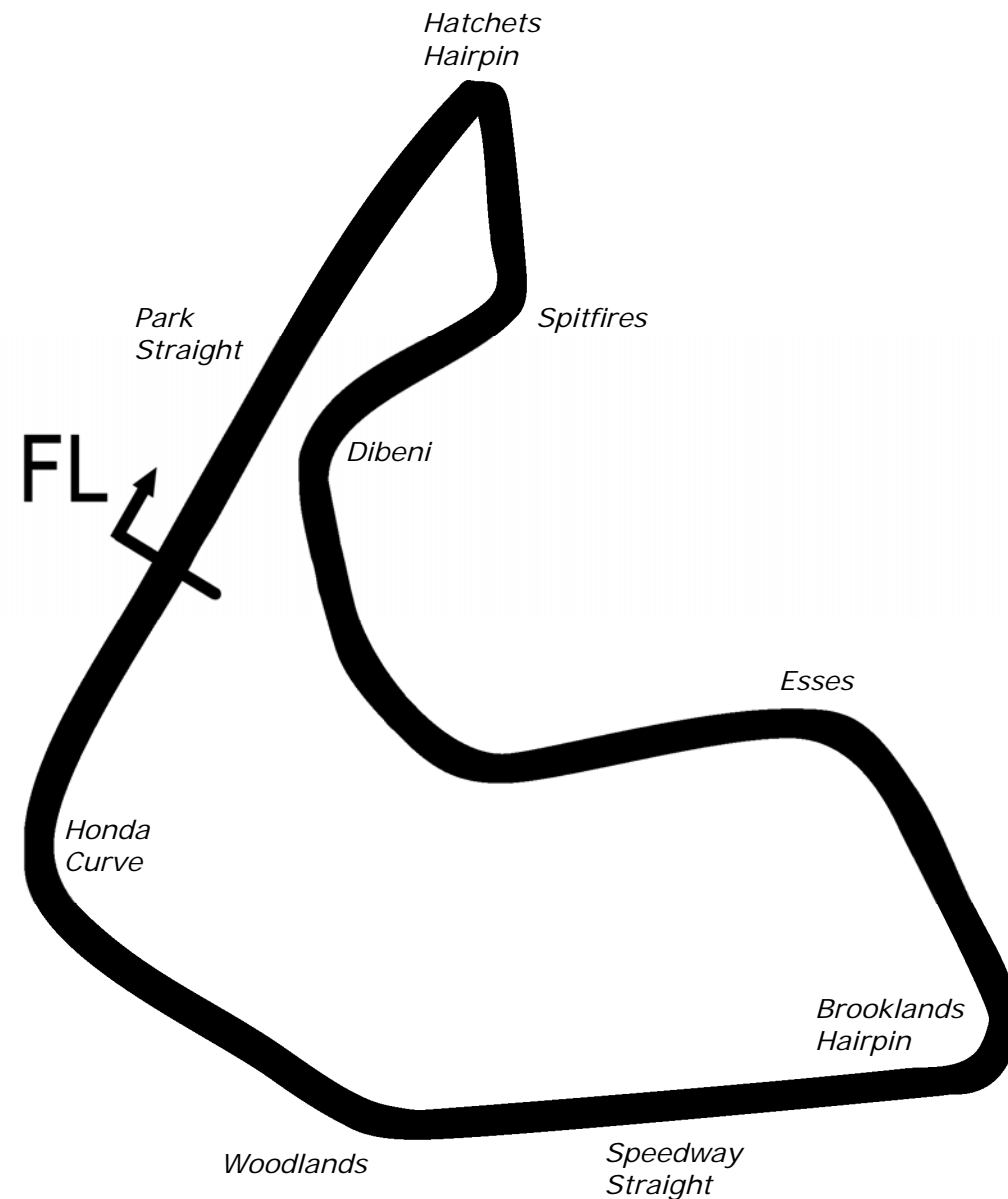
25-26 May 2024



Timing & Results Provided by Timing Solutions Ltd

www.tsl-timing.com

Pembrey



Length	1.4560 miles	2343.2 m	
FL		51.70587 N	4.32386 W
Pit Entry	2067m	51.70391 N	4.32452 W
Pit Exit	100m after FL	51.70664 N	4.32301 W
Pit Entry–Pit Exit 337m, 24.3s @50kph, 20.2s @60kph			

All results available at www.tsl-timing.com

NG Road Racing - Rounds 6, 7 & 8 @ Pembrey

FPR FP1 / FP2 / FP3 / Evo / Naked Streetbike / BMW F900

TQ3 Qualifying - CLASSIFICATION

POS	NO	CL	PIC NAME	ENTRY	TIME	ON	LAPS	GAP	DIFF	MPH
1	9	FP3	1 Shaun HENNESSY	Yamaha YZF 750 - SRS Developments & AFB Motorcy	1:01.962	2	5			84.59
2	6	EVO	1 Nick WILLIAMSON	Gsxr1000 998 - Rbm	1:02.321	4	11	0.359	0.359	84.10
3	99	NSB	1 James CLEARY	BMW F900 - JCR MOTORSPORT	1:02.693	7	12	0.731	0.372	83.60
4	79	EVO	2 Ian AGNEW	Yamaha R1 1000cc - Bathroom & Shower Centre Swin	1:02.843	5	8	0.881	0.150	83.40
5	71	EVO	3 Stu GOODSON	Suzuki GSXR1000 - True Heroes Racing	1:03.380	3	11	1.418	0.537	82.70
6	92	NSB	2 Gary CUTTS	Triumph 765 RS 765CC - None	1:04.149	5	11	2.187	0.769	81.70
7	12	FP2	1 Lee MARKS	Ducati 749 - Louigi moto	1:04.791	8	8	2.829	0.642	80.90
8	19	EVO	4 Daniel KIFT	Yamaha r1 - D K Services	1:05.019	6	7	3.057	0.228	80.61
9	146	EVO	5 David MORGAN	Yamaha R1 1000 - DM Property Development	1:05.506	5	10	3.544	0.487	80.01
10	48	FP3	2 Gareth SUTTON	Kawasaki ZXR 750 - G Sutton Electrical Services Ltd.	1:07.032	4	8	5.070	1.526	78.19
11	64	FP1	1 Andy GREEN	Harris Magnum 1123 - AG Transport	1:07.257	5	8	5.295	0.225	77.93
12	991	NSB	3 Daniel CLEARY	BMW F900 - JCR MOTORSPORT	1:07.530	8	11	5.568	0.273	77.61
13	31	FP2	2 Andrew HOARE	Aprilia RSV 1000 -	1:07.880	9	10	5.918	0.350	77.21
14	78	EVO	6 Lawrence GOODRIDGE	CBR854RR - Hell On Wheels	1:08.931	2	4	6.969	1.051	76.04
15	96	NSB	4 Craig HARRIS	Bandit 600 - Billingham Garage	1:09.366	2	8	7.404	0.435	75.56

Weather / Track : Sunny / Dry

These results are provisional until the conclusion of any judicial and technical matters.

Pembrey National: 1.4560 miles
Date: 25/05/2024 Start: 12:23 Finish: 12:35

Clerk Of Course : Steve Solley

Stewards :

Timekeeper : NG Timekeepers

Results can be found at www.tsl-timing.com

Printed - 12:38 Saturday, 25 May 2024

NG Road Racing - Rounds 6, 7 & 8 @ Pembrey

FPR FP1 / FP2 / FP3 / Evo / Naked Streetbike / BMW F900

TQ3 Qualifying - LAP ANALYSIS

DIFF = Difference To Personal Best Lap

P1 9 Shaun HENNESSY				
LAP	LAP TIME	DIFF	MPH	TIME OF DAY
1 -	1:02.677	0.715	83.62	12:25:40.722
2 -	1:01.962 (1)		84.59	12:26:42.684
3 -	1:02.620 (3)	0.658	83.70	12:27:45.304
4 -	1:02.130 (2)	0.168	84.36	12:28:47.434
5 -	1:23.544 P	21.582	62.74	12:30:10.978

P2 6 Nick WILLIAMSON				
LAP	LAP TIME	DIFF	MPH	TIME OF DAY
1 -	1:43.119	40.798	50.83	12:25:41.698
2 -	1:04.461	2.140	81.31	12:26:46.159
3 -	1:03.455	1.134	82.60	12:27:49.614
4 -	1:02.321 (1)		84.10	12:28:51.935
5 -	1:02.448 (2)	0.127	83.93	12:29:54.383
6 -	1:02.916	0.595	83.31	12:30:57.299
7 -	1:03.060	0.739	83.12	12:32:00.359
8 -	1:02.659 (3)	0.338	83.65	12:33:03.018
9 -	1:02.690	0.369	83.61	12:34:05.708
10 -	1:02.778	0.457	83.49	12:35:08.486
11 -	1:03.015	0.694	83.18	12:36:11.501

P3 99 James CLEARY				
LAP	LAP TIME	DIFF	MPH	TIME OF DAY
1 -	1:10.977	8.284	73.84	12:24:39.588
2 -	1:03.176	0.483	82.96	12:25:42.764
3 -	1:03.731	1.038	82.24	12:26:46.495
4 -	1:03.409	0.716	82.66	12:27:49.904
5 -	1:04.543	1.850	81.21	12:28:54.447
6 -	1:02.893 (3)	0.200	83.34	12:29:57.340
7 -	1:02.693 (1)		83.60	12:31:00.033
8 -	1:02.738 (2)	0.045	83.54	12:32:02.771
9 -	1:03.750	1.057	82.22	12:33:06.521
10 -	1:04.549	1.856	81.20	12:34:11.070
11 -	1:04.319	1.626	81.49	12:35:15.389
12 -	1:03.829	1.136	82.11	12:36:19.218

P4 79 Ian AGNEW				
LAP	LAP TIME	DIFF	MPH	TIME OF DAY
1 -	1:04.754	1.911	80.94	12:27:22.088
2 -	1:04.019	1.176	81.87	12:28:26.107
3 -	1:03.570	0.727	82.45	12:29:29.677
4 -	1:03.433 (3)	0.590	82.63	12:30:33.110
5 -	1:02.843 (1)		83.40	12:31:35.953
6 -	1:05.254	2.411	80.32	12:32:41.207
7 -	1:04.135	1.292	81.72	12:33:45.342
8 -	1:03.430 (2)	0.587	82.63	12:34:48.772

P5 71 Stu GOODSON				
LAP	LAP TIME	DIFF	MPH	TIME OF DAY
1 -	1:11.995	8.615	72.80	12:24:42.987
2 -	1:03.842 (3)	0.462	82.10	12:25:46.829
3 -	1:03.380 (1)		82.70	12:26:50.209
4 -	1:04.313	0.933	81.50	12:27:54.522
5 -	1:03.807 (2)	0.427	82.14	12:28:58.329
6 -	1:04.189	0.809	81.65	12:30:02.518
7 -	1:04.284	0.904	81.53	12:31:06.802
8 -	1:04.511	1.131	81.25	12:32:11.313
9 -	1:05.241	1.861	80.34	12:33:16.554
10 -	1:04.330	0.950	81.47	12:34:20.884
11 -	1:05.152	1.772	80.45	12:35:26.036

DIFF = Difference To Personal Best Lap

P6 92 Gary CUTTS				
LAP	LAP TIME	DIFF	MPH	TIME OF DAY
1 -	1:11.382	7.233	73.43	12:24:41.912
2 -	1:05.268	1.119	80.30	12:25:47.180
3 -	1:04.588 (2)	0.439	81.15	12:26:51.768
4 -	1:04.936	0.787	80.71	12:27:56.704
5 -	1:04.149 (1)		81.70	12:29:00.853
6 -	1:04.768	0.619	80.92	12:30:05.621
7 -	1:05.040	0.891	80.59	12:31:10.661
8 -	1:05.116	0.967	80.49	12:32:15.777
9 -	1:04.928	0.779	80.72	12:33:20.705
10 -	1:04.737 (3)	0.588	80.96	12:34:25.442
11 -	1:05.119	0.970	80.49	12:35:30.561

P7 12 Lee MARKS				
LAP	LAP TIME	DIFF	MPH	TIME OF DAY
1 -	1:13.584	8.793	71.23	12:26:58.842
2 -	1:05.988	1.197	79.43	12:28:04.830
3 -	1:05.366 (2)	0.575	80.18	12:29:10.196
4 -	1:05.371 (3)	0.580	80.18	12:30:15.567
5 -	1:05.690	0.899	79.79	12:31:21.257
6 -	1:07.031	2.240	78.19	12:32:28.288
7 -	1:05.645	0.854	79.84	12:33:33.933
8 -	1:04.791 (1)		80.90	12:34:38.724

P8 19 Daniel KIFT				
LAP	LAP TIME	DIFF	MPH	TIME OF DAY
1 -	1:14.166	9.147	70.67	12:24:46.073
2 -	1:06.173	1.154	79.21	12:25:52.246
3 -	1:06.076	1.057	79.32	12:26:58.322
4 -	1:05.208 (3)	0.189	80.38	12:28:03.530
5 -	1:05.357	0.338	80.19	12:29:08.887
6 -	1:05.019 (1)		80.61	12:30:13.906
7 -	1:05.156 (2)	0.137	80.44	12:31:19.062

P9 146 David MORGAN				
LAP	LAP TIME	DIFF	MPH	TIME OF DAY
1 -	1:23.255	17.749	62.95	12:26:18.521
2 -	1:06.083	0.577	79.31	12:27:24.604
3 -	1:06.668	1.162	78.62	12:28:31.272
4 -	1:05.550 (2)	0.044	79.96	12:29:36.822
5 -	1:05.506 (1)		80.01	12:30:42.328
6 -	1:05.706	0.200	79.77	12:31:48.034
7 -	1:06.365	0.859	78.98	12:32:54.399
8 -	1:05.603 (3)	0.097	79.89	12:34:00.002
9 -	1:05.702	0.196	79.77	12:35:05.704
10 -	1:06.374	0.868	78.97	12:36:12.078

P10 48 Gareth SUTTON				
LAP	LAP TIME	DIFF	MPH	TIME OF DAY
1 -	1:15.759	8.727	69.18	12:24:47.213
2 -	1:08.315	1.283	76.72	12:25:55.528
3 -	1:07.779	0.747	77.33	12:27:03.307
4 -	1:07.032 (1)		78.19	12:28:10.339
5 -	1:07.253 (2)	0.221	77.93	12:29:17.592
6 -	1:07.381 (3)	0.349	77.79	12:30:24.973
7 -	1:08.543	1.511	76.47	12:31:33.516
8 -	1:27.833 P	20.801	59.67	12:33:01.349

NG Road Racing - Rounds 6, 7 & 8 @ Pembrey

FPR FP1 / FP2 / FP3 / Evo / Naked Streetbike / BMW F900

TQ3 Qualifying - LAP ANALYSIS

DIFF = Difference To Personal Best Lap

P11 64 Andy GREEN				
LAP	LAP TIME	DIFF	MPH	TIME OF DAY
1 -	1:16.436	9.179	68.57	12:24:48.911
2 -	1:07.489	0.232	77.66	12:25:56.400
3 -	1:07.366 (3)	0.109	77.80	12:27:03.766
4 -	1:07.345 (2)	0.088	77.83	12:28:11.111
5 -	1:07.257 (1)		77.93	12:29:18.368
6 -	1:07.666	0.409	77.46	12:30:26.034
7 -	1:08.462	1.205	76.56	12:31:34.496
8 -	1:29.173 P	21.916	58.78	12:33:03.669

P12 991 Daniel CLEARY				
LAP	LAP TIME	DIFF	MPH	TIME OF DAY
1 -	1:19.216	11.686	66.16	12:24:56.213
2 -	1:08.868	1.338	76.11	12:26:05.081
3 -	1:09.047	1.517	75.91	12:27:14.128
4 -	1:08.971	1.441	75.99	12:28:23.099
5 -	1:08.333	0.803	76.70	12:29:31.432
6 -	1:08.531	1.001	76.48	12:30:39.963
7 -	1:07.925 (3)	0.395	77.16	12:31:47.888
8 -	1:07.530 (1)		77.61	12:32:55.418
9 -	1:07.720 (2)	0.190	77.40	12:34:03.138
10 -	1:10.787	3.257	74.04	12:35:13.925
11 -	1:08.232	0.702	76.82	12:36:22.157

P13 31 Andrew HOARE				
LAP	LAP TIME	DIFF	MPH	TIME OF DAY
1 -	1:16.360	8.480	68.64	12:24:50.155
2 -	1:09.455	1.575	75.46	12:25:59.610
3 -	1:18.682	10.802	66.61	12:27:18.292
4 -	1:09.372	1.492	75.55	12:28:27.664
5 -	1:08.871	0.991	76.10	12:29:36.535
6 -	1:08.413 (2)	0.533	76.61	12:30:44.948
7 -	1:08.621 (3)	0.741	76.38	12:31:53.569
8 -	1:09.187	1.307	75.75	12:33:02.756
9 -	1:07.880 (1)		77.21	12:34:10.636
10 -	1:25.765 P	17.885	61.11	12:35:36.401

P14 78 Lawrence GOODRIDGE				
LAP	LAP TIME	DIFF	MPH	TIME OF DAY
1 -	1:15.899	6.968	69.06	12:24:54.875
2 -	1:08.931 (1)		76.04	12:26:03.806
3 -	1:09.342 (2)	0.411	75.59	12:27:13.148
4 -	1:26.712 P	17.781	60.44	12:28:39.860

P15 96 Craig HARRIS				
LAP	LAP TIME	DIFF	MPH	TIME OF DAY
1 -	1:15.202	5.836	69.70	12:24:50.779
2 -	1:09.366 (1)		75.56	12:26:00.145
3 -	1:10.596	1.230	74.24	12:27:10.741
4 -	1:09.864 (2)	0.498	75.02	12:28:20.605
5 -	1:10.663	1.297	74.17	12:29:31.268
6 -	1:10.658	1.292	74.18	12:30:41.926
7 -	1:10.283 (3)	0.917	74.57	12:31:52.209
8 -	1:10.325	0.959	74.53	12:33:02.534

NG Road Racing - Rounds 6, 7 & 8 @ Pembrey

FPR FP1 / FP2 / FP3 / Evo / Naked Streetbike / BMW F900

TQ3 Qualifying - STATISTICS

Competitors Started 15
Planned Start 2024-05-25 @ 11:02:00.000
Actual Start 2024-05-25 @ 12:23:26.222
Finish Time 2024-05-25 @ 12:35:26.222
Track Length 1.4560mi.
Total Laps 132
Total Distance Covered 192.1920mi.

Session Fastest Lap History

NO	CL	NAME	LAP TIME	TIME OF DAY	LAP	VEHICLE
99		James CLEARY	1:03.176	12:25:42.798	2	BMW F900
9	FP3	Shaun HENNESSY	1:01.962	12:26:42.699	2	Yamaha YZF 750

Flag History

TYPE	TIME OF DAY
GREEN	12:23:26.222
FINISH	12:35:26.222

Flag Statistics

TYPE	COUNT	TOTAL LAPS	TOTAL TIME
Green	1	12	14:25.616
Red	0	0	0.000
Safety Car	0	0	0.000
FCY	0	0	0.000

NG Road Racing - Rounds 6, 7 & 8 @ Pembrey

FPR FP1 / FP2 / FP3 / Evo / Naked Streetbike / BMW F900

TQ3 Qualifying - STATISTICS

CLASS : FP1

1 Starters

Fastest Lap History

NO	NAME	LAP TIME	TIME OF DAY	LAP	VEHICLE
64	Andy GREEN	1:07.489	12:25:56.412	2	Harris Magnum 1123
64	Andy GREEN	1:07.366	12:27:03.773	3	Harris Magnum 1123
64	Andy GREEN	1:07.345	12:28:11.120	4	Harris Magnum 1123
64	Andy GREEN	1:07.257	12:29:18.381	5	Harris Magnum 1123

NG Road Racing - Rounds 6, 7 & 8 @ Pembrey

FPR FP1 / FP2 / FP3 / Evo / Naked Streetbike / BMW F900

TQ3 Qualifying - STATISTICS

CLASS : FP2

2 Starters

Fastest Lap History

NO	NAME	LAP TIME	TIME OF DAY	LAP	VEHICLE
31	Andrew HOARE	1:09.455	12:25:59.625	2	Aprilia RSV 1000
12	Lee MARKS	1:05.988	12:28:04.840	2	Ducati 749
12	Lee MARKS	1:05.366	12:29:10.205	3	Ducati 749
12	Lee MARKS	1:04.791	12:34:38.733	8	Ducati 749

NG Road Racing - Rounds 6, 7 & 8 @ Pembrey

FPR FP1 / FP2 / FP3 / Evo / Naked Streetbike / BMW F900

TQ3 Qualifying - STATISTICS

CLASS : FP3

2 Starters

Fastest Lap History

NO	NAME	LAP TIME	TIME OF DAY	LAP	VEHICLE
48	Gareth SUTTON	1:08.315	12:25:55.539	2	Kawasaki ZXR 750
9	Shaun HENNESSY	1:01.962	12:26:42.699	2	Yamaha YZF 750

NG Road Racing - Rounds 6, 7 & 8 @ Pembrey

FPR FP1 / FP2 / FP3 / Evo / Naked Streetbike / BMW F900

TQ3 Qualifying - STATISTICS

CLASS : EVO

6 Starters

Fastest Lap History

NO	NAME	LAP TIME	TIME OF DAY	LAP	VEHICLE
71	Stu GOODSON	1:03.842	12:25:46.842	2	Suzuki GSXR1000
71	Stu GOODSON	1:03.380	12:26:50.222	3	Suzuki GSXR1000
6	Nick WILLIAMSON	1:02.321	12:28:51.948	4	Gsxr1000 998

NG Road Racing - Rounds 6, 7 & 8 @ Pembrey

FPR FP1 / FP2 / FP3 / Evo / Naked Streetbike / BMW F900

TQ3 Qualifying - STATISTICS

CLASS : NSB

4 Starters

Fastest Lap History


NO	NAME	LAP TIME	TIME OF DAY	LAP	VEHICLE
99	James CLEARY	1:03.176	12:25:42.798	2	BMW F900
99	James CLEARY	1:02.893	12:29:57.373	6	BMW F900
99	James CLEARY	1:02.693	12:31:00.065	7	BMW F900

NG Road Racing - Rounds 6, 7 & 8 @ Pembrey

FPR FP1 / FP2 / FP3 / Evo / Naked Streetbike / BMW F900

Race 3 - GRID (12 Laps)

ROW 5	15	96	Craig HARRIS	14	78	Lawrence GOODRIDGE	13	31	Andrew HOARE
ROW 4	12	991	Daniel CLEARY	11	64	Andy GREEN	10	48	Gareth SUTTON
ROW 3	9	146	David MORGAN	8	19	Daniel KIFT	7	12	Lee MARKS
ROW 2	6	92	Gary CUTTS	5	71	Stu GOODSON	4	79	Ian AGNEW
ROW 1	3	99	James CLEARY	2	6	Nick WILLIAMSON	1	9	Shaun HENNESSY
Pole									



Pembrey National: 1.4560 miles

These results are provisional until the conclusion of any judicial and technical matters.

Clerk Of Course : Steve Solley

Stewards :

Timekeeper : NG Timekeepers

Results can be found at www.tsl-timing.com

Printed - 12:39 Saturday, 25 May 2024

NG Road Racing - Rounds 6, 7 & 8 @ Pembrey

FPR FP1 / FP2 / FP3 / Evo / Naked Streetbike / BMW F900

Race 3 - CLASSIFICATION

POS	NO	CL	PIC NAME	ENTRY	LAPS	TIME	GAP	DIFF	MPH	BEST	ON
1	6	EVO	1 Nick WILLIAMSON	Gsxr1000 998 - Rbm	10	10:27.289			83.55	1:01.823	10
2	9	FP3	1 Shaun HENNESSY	Yamaha YZF 750 - SRS Developments & AFB Motor	10	10:28.580	1.291	1.291	83.38	1:02.213	2
3	99	NSB	1 James CLEARY	BMW F900 - JCR MOTORSPORT	10	10:35.090	7.801	6.510	82.53	1:02.357	7
4	79	EVO	2 Ian AGNEW	Yamaha R1 1000cc - Bathroom & Shower Centre Sv	10	10:35.147	7.858	0.057	82.52	1:01.914	9
5	71	EVO	3 Stu GOODSON	Suzuki GSXR1000 - True Heroes Racing	10	10:39.943	12.654	4.796	81.90	1:02.991	8
6	92	NSB	2 Gary CUTTS	Triumph 765 RS 765CC - None	10	10:43.846	16.557	3.903	81.41	1:03.329	7
7	146	EVO	4 David MORGAN	Yamaha R1 1000 - DM Property Development	10	10:56.474	29.185	12.628	79.84	1:04.067	5
8	19	EVO	5 Daniel KIFT	Yamaha r1 - D K Services	10	10:57.198	29.909	0.724	79.75	1:04.833	9
9	12	FP2	1 Lee MARKS	Ducati 749 - Louigi moto	10	11:04.581	37.292	7.383	78.87	1:04.721	4
10	991	NSB	3 Daniel CLEARY	BMW F900 - JCR MOTORSPORT	10	11:11.040	43.751	6.459	78.11	1:05.691	8
11	48	FP3	2 Gareth SUTTON	Kawasaki ZXR 750 - G Sutton Electrical Services Ltc	10	11:19.908	52.619	8.868	77.09	1:06.839	9
12	78	EVO	6 Lawrence GOODRIDGE	CBR854RR - Hell On Wheels	10	11:20.507	53.218	0.599	77.02	1:06.384	3
13	31	FP2	2 Andrew HOWE	Aprilia RSV 1000 -	10	11:32.153	1:04.864	11.646	75.72	1:07.769	10
14	64	FP1	1 Andy GREEN	Harris Magnum 1123 - AG Transport	10	11:35.003	1:07.714	2.850	75.41	1:07.165	2
15	96	NSB	4 Craig HARRIS	Bandit 600 - Billinghay Garage	9	10:43.323	1 Lap	1 Lap	73.32	1:09.559	2

FASTEST LAP

6	EVO	Nick WILLIAMSON	Gsxr1000 998 - Rbm	10	1:01.823	84.78 mph	136.44 kph
9	FP3	Shaun HENNESSY	Yamaha YZF 750 - SRS Developments & AFB Motor	2	1:02.213	84.25 mph	135.59 kph
99	NSB	James CLEARY	BMW F900 - JCR MOTORSPORT	7	1:02.357	84.05 mph	135.27 kph
12	FP2	Lee MARKS	Ducati 749 - Louigi moto	4	1:04.721	80.98 mph	130.33 kph
64	FP1	Andy GREEN	Harris Magnum 1123 - AG Transport	2	1:07.165	78.04 mph	125.59 kph

Class EVO - 92.5% of Race Speed = 77.28 mph

Class FP3 - 92.5% of Race Speed = 77.12 mph

Class NSB - 92.5% of Race Speed = 76.34 mph

Class FP2 - 92.5% of Race Speed = 72.95 mph

Class FP1 - 92.5% of Race Speed = 69.75 mph

Race Distance: 10 Laps / 14.56 miles

Pembrey National: 1.4560 miles

Date: 25/05/2024 Start: 15:26 Finish: 15:37

Weather / Track : Bright / Dry

These results are provisional until the conclusion of any judicial and technical matters.

Clerk Of Course : Steve Solley	Stewards :	Timekeeper : NG Timekeepers
--------------------------------	------------	-----------------------------

Results can be found at www.tsl-timing.com

Printed - 15:39 Saturday, 25 May 2024

NG Road Racing - Rounds 6, 7 & 8 @ Pembrey

FPR FP1 / FP2 / FP3 / Evo / Naked Streetbike / BMW F900

Race 3 - LAP ANALYSIS

DIFF = Difference To Personal Best Lap

P1 6 Nick WILLIAMSON				
LAP	LAP TIME	DIFF	MPH	TIME OF DAY
1 -	1:07.242	5.419	77.95	15:28:01.671
2 -	1:01.984 (2)	0.161	84.56	15:29:03.655
3 -	1:02.212	0.389	84.25	15:30:05.867
4 -	1:02.020 (3)	0.197	84.51	15:31:07.887
5 -	1:02.380	0.557	84.02	15:32:10.267
6 -	1:02.667	0.844	83.64	15:33:12.934
7 -	1:02.533	0.710	83.82	15:34:15.467
8 -	1:02.026	0.203	84.50	15:35:17.493
9 -	1:02.402	0.579	83.99	15:36:19.895
10 -	1:01.823 (1)		84.78	15:37:21.718

P2 9 Shaun HENNESSY				
LAP	LAP TIME	DIFF	MPH	TIME OF DAY
1 -	1:06.106	3.893	79.29	15:28:00.535
2 -	1:02.213 (1)		84.25	15:29:02.748
3 -	1:02.927	0.714	83.29	15:30:05.675
4 -	1:02.635	0.422	83.68	15:31:08.310
5 -	1:02.375	0.162	84.03	15:32:10.685
6 -	1:02.387	0.174	84.01	15:33:13.072
7 -	1:02.258 (3)	0.045	84.19	15:34:15.330
8 -	1:02.391	0.178	84.01	15:35:17.721
9 -	1:03.035	0.822	83.15	15:36:20.756
10 -	1:02.253 (2)	0.040	84.19	15:37:23.009

P3 99 James CLEARY				
LAP	LAP TIME	DIFF	MPH	TIME OF DAY
1 -	1:08.639	6.282	76.36	15:28:03.068
2 -	1:03.627	1.270	82.38	15:29:06.695
3 -	1:03.301	0.944	82.80	15:30:09.996
4 -	1:03.066	0.709	83.11	15:31:13.062
5 -	1:02.956	0.599	83.25	15:32:16.018
6 -	1:02.783	0.426	83.48	15:33:18.801
7 -	1:02.357 (1)		84.05	15:34:21.158
8 -	1:02.477 (2)	0.120	83.89	15:35:23.635
9 -	1:02.596 (3)	0.239	83.73	15:36:26.231
10 -	1:03.288	0.931	82.82	15:37:29.519

P4 79 Ian AGNEW				
LAP	LAP TIME	DIFF	MPH	TIME OF DAY
1 -	1:09.368	7.454	75.56	15:28:03.797
2 -	1:03.775	1.861	82.18	15:29:07.572
3 -	1:03.040	1.126	83.14	15:30:10.612
4 -	1:02.772	0.858	83.50	15:31:13.384
5 -	1:03.606	1.692	82.40	15:32:16.990
6 -	1:03.120	1.206	83.04	15:33:20.110
7 -	1:02.119 (2)	0.205	84.37	15:34:22.229
8 -	1:02.356 (3)	0.442	84.05	15:35:24.585
9 -	1:01.914 (1)		84.65	15:36:26.499
10 -	1:03.077	1.163	83.09	15:37:29.576

P5 71 Stu GOODSON				
LAP	LAP TIME	DIFF	MPH	TIME OF DAY
1 -	1:08.261	5.270	76.78	15:28:02.690
2 -	1:03.765	0.774	82.20	15:29:06.455
3 -	1:03.107 (2)	0.116	83.05	15:30:09.562
4 -	1:03.253 (3)	0.262	82.86	15:31:12.815
5 -	1:03.925	0.934	81.99	15:32:16.740
6 -	1:03.708	0.717	82.27	15:33:20.448
7 -	1:03.492	0.501	82.55	15:34:23.940

DIFF = Difference To Personal Best Lap

8 -	1:02.991 (1)		83.21	15:35:26.931
9 -	1:03.431	0.440	82.63	15:36:30.362
10 -	1:04.010	1.019	81.88	15:37:34.372

P6 92 Gary CUTTS				
LAP	LAP TIME	DIFF	MPH	TIME OF DAY
1 -	1:09.992	6.663	74.88	15:28:04.421
2 -	1:04.219	0.890	81.62	15:29:08.640
3 -	1:03.932	0.603	81.98	15:30:12.572
4 -	1:03.562	0.233	82.46	15:31:16.134
5 -	1:03.529	0.200	82.50	15:32:19.663
6 -	1:03.401 (2)	0.072	82.67	15:33:23.064
7 -	1:03.329 (1)		82.76	15:34:26.393
8 -	1:03.436 (3)	0.107	82.62	15:35:29.829
9 -	1:04.201	0.872	81.64	15:36:34.030
10 -	1:04.245	0.916	81.58	15:37:38.275

P7 146 David MORGAN				
LAP	LAP TIME	DIFF	MPH	TIME OF DAY
1 -	1:12.422	8.355	72.37	15:28:06.851
2 -	1:04.640	0.573	81.08	15:29:11.491
3 -	1:05.817	1.750	79.63	15:30:17.308
4 -	1:04.490 (3)	0.423	81.27	15:31:21.798
5 -	1:04.067 (1)		81.81	15:32:25.865
6 -	1:04.185 (2)	0.118	81.66	15:33:30.050
7 -	1:04.659	0.592	81.06	15:34:34.709
8 -	1:05.148	1.081	80.45	15:35:39.857
9 -	1:05.150	1.083	80.45	15:36:45.007
10 -	1:05.896	1.829	79.54	15:37:50.903

P8 19 Daniel KIFT				
LAP	LAP TIME	DIFF	MPH	TIME OF DAY
1 -	1:11.506	6.673	73.30	15:28:05.935
2 -	1:05.034	0.201	80.59	15:29:10.969
3 -	1:05.421	0.588	80.12	15:30:16.390
4 -	1:05.229	0.396	80.35	15:31:21.619
5 -	1:04.998	0.165	80.64	15:32:26.617
6 -	1:05.117	0.284	80.49	15:33:31.734
7 -	1:04.956 (3)	0.123	80.69	15:34:36.690
8 -	1:05.222	0.389	80.36	15:35:41.912
9 -	1:04.833 (1)		80.84	15:36:46.745
10 -	1:04.882 (2)	0.049	80.78	15:37:51.627

P9 12 Lee MARKS				
LAP	LAP TIME	DIFF	MPH	TIME OF DAY
1 -	1:12.687	7.966	72.11	15:28:07.116
2 -	1:05.443	0.722	80.09	15:29:12.559
3 -	1:05.358	0.637	80.19	15:30:17.917
4 -	1:04.721 (1)		80.98	15:31:22.638
5 -	1:05.088	0.367	80.53	15:32:27.726
6 -	1:04.973 (2)	0.252	80.67	15:33:32.699
7 -	1:05.053 (3)	0.332	80.57	15:34:37.752
8 -	1:06.766	2.045	78.50	15:35:44.518
9 -	1:07.163	2.442	78.04	15:36:51.681
10 -	1:07.329	2.608	77.85	15:37:59.010

P10 991 Daniel CLEARY				
LAP	LAP TIME	DIFF	MPH	TIME OF DAY
1 -	1:13.539	7.848	71.27	15:28:07.968
2 -	1:07.093	1.402	78.12	15:29:15.061
3 -	1:06.876	1.185	78.37	15:30:21.937

NG Road Racing - Rounds 6, 7 & 8 @ Pembrey

FPR FP1 / FP2 / FP3 / Evo / Naked Streetbike / BMW F900

Race 3 - LAP ANALYSIS

DIFF = Difference To Personal Best Lap

4 -	1:06.674	0.983	78.61	15:31:28.611
5 -	1:06.403	0.712	78.93	15:32:35.014
6 -	1:06.809	1.118	78.45	15:33:41.823
7 -	1:06.099	0.408	79.29	15:34:47.922
8 -	1:05.691 (1)		79.79	15:35:53.613
9 -	1:05.822 (2)	0.131	79.63	15:36:59.435
10 -	1:06.034 (3)	0.343	79.37	15:38:05.469

P11 48 Gareth SUTTON

LAP	LAP TIME	DIFF	MPH	TIME OF DAY
1 -	1:14.328	7.489	70.51	15:28:08.757
2 -	1:06.903 (2)	0.064	78.34	15:29:15.660
3 -	1:07.313	0.474	77.86	15:30:22.973
4 -	1:07.684	0.845	77.44	15:31:30.657
5 -	1:07.210 (3)	0.371	77.98	15:32:37.867
6 -	1:07.276	0.437	77.91	15:33:45.143
7 -	1:07.395	0.556	77.77	15:34:52.538
8 -	1:07.749	0.910	77.36	15:36:00.287
9 -	1:06.839 (1)		78.42	15:37:07.126
10 -	1:07.211	0.372	77.98	15:38:14.337

P12 78 Lawrence GOODRIDGE

LAP	LAP TIME	DIFF	MPH	TIME OF DAY
1 -	1:16.199	9.815	68.78	15:28:10.628
2 -	1:07.616	1.232	77.52	15:29:18.244
3 -	1:06.384 (1)		78.95	15:30:24.628
4 -	1:06.534 (3)	0.150	78.78	15:31:31.162
5 -	1:08.302	1.918	76.74	15:32:39.464
6 -	1:07.238	0.854	77.95	15:33:46.702
7 -	1:06.397 (2)	0.013	78.94	15:34:53.099
8 -	1:07.614	1.230	77.52	15:36:00.713
9 -	1:07.274	0.890	77.91	15:37:07.987
10 -	1:06.949	0.565	78.29	15:38:14.936

P13 31 Andrew HOWE

LAP	LAP TIME	DIFF	MPH	TIME OF DAY
1 -	1:15.492	7.723	69.43	15:28:09.921
2 -	1:08.075 (2)	0.306	76.99	15:29:17.996
3 -	1:09.806	2.037	75.08	15:30:27.802
4 -	1:08.260	0.491	76.78	15:31:36.062
5 -	1:08.491	0.722	76.52	15:32:44.553
6 -	1:08.507	0.738	76.51	15:33:53.060
7 -	1:08.177 (3)	0.408	76.88	15:35:01.237
8 -	1:08.540	0.771	76.47	15:36:09.777
9 -	1:09.036	1.267	75.92	15:37:18.813
10 -	1:07.769 (1)		77.34	15:38:26.582

P14 64 Andy GREEN

LAP	LAP TIME	DIFF	MPH	TIME OF DAY
1 -	1:13.321	6.156	71.48	15:28:07.750
2 -	1:07.165 (1)		78.04	15:29:14.915
3 -	1:07.604 (2)	0.439	77.53	15:30:22.519
4 -	1:08.007 (3)	0.842	77.07	15:31:30.526
5 -	1:09.717	2.552	75.18	15:32:40.243
6 -	1:09.511	2.346	75.40	15:33:49.754
7 -	1:09.365	2.200	75.56	15:34:59.119
8 -	1:09.820	2.655	75.07	15:36:08.939
9 -	1:09.790	2.625	75.10	15:37:18.729
10 -	1:10.703	3.538	74.13	15:38:29.432

DIFF = Difference To Personal Best Lap

P15 96 Craig HARRIS				
LAP	LAP TIME	DIFF	MPH	TIME OF DAY
1 -	1:16.105	6.546	68.87	15:28:10.534
2 -	1:09.559 (1)		75.35	15:29:20.093
3 -	1:10.017 (2)	0.458	74.86	15:30:30.110
4 -	1:10.524	0.965	74.32	15:31:40.634
5 -	1:10.881	1.322	73.94	15:32:51.515
6 -	1:10.560	1.001	74.28	15:34:02.075
7 -	1:10.141 (3)	0.582	74.72	15:35:12.216
8 -	1:11.088	1.529	73.73	15:36:23.304
9 -	1:14.448	4.889	70.40	15:37:37.752

NG Road Racing - Rounds 6, 7 & 8 @ Pembrey

FPR FP1 / FP2 / FP3 / Evo / Naked Streetbike / BMW F900

Race 3 - STATISTICS

Competitors Started 15
Planned Start 2024-05-25 @ 14:50:00.000
Actual Start 2024-05-25 @ 15:26:54.428
Finish Time 2024-05-25 @ 15:37:21.717
Track Length 1.4560mi.
Total Laps 149
Total Distance Covered 216.9440mi.

Session Fastest Lap History

NO	CL	NAME	LAP TIME	TIME OF DAY	LAP	VEHICLE
9	FP3	Shaun HENNESSY	1:02.213	15:29:02.763	2	Yamaha YZF 750
6	EVO	Nick WILLIAMSON	1:01.984	15:29:03.668	2	Gsxr1000 998
79	EVO	Ian AGNEW	1:01.914	15:36:26.526	9	Yamaha R1 1000cc
6	EVO	Nick WILLIAMSON	1:01.823	15:37:21.732	10	Gsxr1000 998

Session Leader History

NO	CL	NAME	FROM LAP	LAPS LED	DISTANCE	VEHICLE
9	FP3	Shaun HENNESSY	1	3	4.36 miles	Yamaha YZF 750
6	EVO	Nick WILLIAMSON	4	3	4.36 miles	Gsxr1000 998
9	FP3	Shaun HENNESSY	7	1	1.45 miles	Yamaha YZF 750
6	EVO	Nick WILLIAMSON	8	3	4.36 miles	Gsxr1000 998

Flag History

TYPE	TIME OF DAY
GREEN	15:26:54.428
FINISH	15:37:21.717

Flag Statistics

TYPE	COUNT	TOTAL LAPS	TOTAL TIME
Green	1	10	11:44.557
Red	0	0	0.000
Safety Car	0	0	0.000
FCY	0	0	0.000

NG Road Racing - Rounds 6, 7 & 8 @ Pembrey

FPR FP1 / FP2 / FP3 / Evo / Naked Streetbike / BMW F900

Race 3 - STATISTICS

CLASS : FP1

1 Starters

Fastest Lap History

NO	NAME	LAP TIME	TIME OF DAY	LAP	VEHICLE
64	Andy GREEN	1:07.165	15:29:14.923	2	Harris Magnum 1123

Leader History

NO	NAME	FROM LAP	LAPS LED	DISTANCE	VEHICLE
64	Andy GREEN	1	10	14.56 miles	Harris Magnum 1123

NG Road Racing - Rounds 6, 7 & 8 @ Pembrey

FPR FP1 / FP2 / FP3 / Evo / Naked Streetbike / BMW F900

Race 3 - STATISTICS

CLASS : FP2

2 Starters

Fastest Lap History

NO	NAME	LAP TIME	TIME OF DAY	LAP	VEHICLE
12	Lee MARKS	1:05.443	15:29:12.568	2	Ducati 749
12	Lee MARKS	1:05.358	15:30:17.926	3	Ducati 749
12	Lee MARKS	1:04.721	15:31:22.647	4	Ducati 749

Leader History

NO	NAME	FROM LAP	LAPS LED	DISTANCE	VEHICLE
12	Lee MARKS	1	10	14.56 miles	Ducati 749

NG Road Racing - Rounds 6, 7 & 8 @ Pembrey

FPR FP1 / FP2 / FP3 / Evo / Naked Streetbike / BMW F900

Race 3 - STATISTICS

CLASS : FP3

2 Starters

Fastest Lap History

NO	NAME	LAP TIME	TIME OF DAY	LAP	VEHICLE
9	Shaun HENNESSY	1:02.213	15:29:02.763	2	Yamaha YZF 750

Leader History

NO	NAME	FROM LAP	LAPS LED	DISTANCE	VEHICLE
9	Shaun HENNESSY	1	10	14.56 miles	Yamaha YZF 750

NG Road Racing - Rounds 6, 7 & 8 @ Pembrey

FPR FP1 / FP2 / FP3 / Evo / Naked Streetbike / BMW F900

Race 3 - STATISTICS

CLASS : EVO

6 Starters

Fastest Lap History

NO	NAME	LAP TIME	TIME OF DAY	LAP	VEHICLE
6	Nick WILLIAMSON	1:01.984	15:29:03.668	2	Gsxr1000 998
79	Ian AGNEW	1:01.914	15:36:26.526	9	Yamaha R1 1000cc
6	Nick WILLIAMSON	1:01.823	15:37:21.732	10	Gsxr1000 998

Leader History

NO	NAME	FROM LAP	LAPS LED	DISTANCE	VEHICLE
6	Nick WILLIAMSON	1	10	14.56 miles	Gsxr1000 998

NG Road Racing - Rounds 6, 7 & 8 @ Pembrey

FPR FP1 / FP2 / FP3 / Evo / Naked Streetbike / BMW F900

Race 3 - STATISTICS

CLASS : NSB

4 Starters

Fastest Lap History

NO	NAME	LAP TIME	TIME OF DAY	LAP	VEHICLE
99	James CLEARY	1:03.627	15:29:06.727	2	BMW F900
99	James CLEARY	1:03.301	15:30:10.028	3	BMW F900
99	James CLEARY	1:03.066	15:31:13.094	4	BMW F900
99	James CLEARY	1:02.956	15:32:16.050	5	BMW F900
99	James CLEARY	1:02.783	15:33:18.833	6	BMW F900
99	James CLEARY	1:02.357	15:34:21.190	7	BMW F900

Leader History

NO	NAME	FROM LAP	LAPS LED	DISTANCE	VEHICLE
99	James CLEARY	1	10	14.56 miles	BMW F900

NG Road Racing - Rounds 6, 7 & 8 @ Pembrey

FPR FP1 / FP2 / FP3 / Evo / Naked Streetbike / BMW F900

Race 3 - LAP CHART

LAP 1 @ 15:28:00.535

NO	BEHIND	LAP TIME
9		1:06.106
6	1.136	1:07.242
71	2.155	1:08.261
99	2.533	1:08.639
79	3.262	1:09.368
92	3.886	1:09.992
19	5.400	1:11.506
146	6.316	1:12.422
12	6.581	1:12.687
64	7.215	1:13.321
991	7.433	1:13.539
48	8.222	1:14.328
31	9.386	1:15.492
96	9.999	1:16.105
78	10.093	1:16.199

LAP 2 @ 15:29:02.748

NO	BEHIND	LAP TIME
9		1:02.213
6	0.907	1:01.984
71	3.707	1:03.765
99	3.947	1:03.627
79	4.824	1:03.775
92	5.892	1:04.219
19	8.221	1:05.034
146	8.743	1:04.640
12	9.811	1:05.443
64	12.167	1:07.165
991	12.313	1:07.093
48	12.912	1:06.903
31	15.248	1:08.075
78	15.496	1:07.616
96	17.345	1:09.559

LAP 3 @ 15:30:05.675

NO	BEHIND	LAP TIME
9		1:02.927
6	0.192	1:02.212
71	3.887	1:03.107
99	4.321	1:03.301
79	4.937	1:03.040
92	6.897	1:03.932
19	10.715	1:05.421
146	11.633	1:05.817
12	12.242	1:05.358
991	16.262	1:06.876
64	16.844	1:07.604
48	17.298	1:07.313
78	18.953	1:06.384
31	22.127	1:09.806
96	24.435	1:10.017

LAP 4 @ 15:31:07.887

NO	BEHIND	LAP TIME
6		1:02.020
9	0.423	1:02.635
71	4.928	1:03.253
99	5.175	1:03.066
79	5.497	1:02.772
92	8.247	1:03.562
19	13.732	1:05.229

146	13.911	1:04.490
12	14.751	1:04.721
991	20.724	1:06.674
64	22.639	1:08.007
48	22.770	1:07.684
78	23.275	1:06.534
31	28.175	1:08.260
96	32.747	1:10.524

LAP 5 @ 15:32:10.267

NO	BEHIND	LAP TIME
6		1:02.380
9	0.418	1:02.375
99	5.751	1:02.956
71	6.473	1:03.925
79	6.723	1:03.606
92	9.396	1:03.529
146	15.598	1:04.067
19	16.350	1:04.998
12	17.459	1:05.088
991	24.747	1:06.403
48	27.600	1:07.210
78	29.197	1:08.302
64	29.976	1:09.717
31	34.286	1:08.491
96	41.248	1:10.881

LAP 6 @ 15:33:12.934

NO	BEHIND	LAP TIME
6		1:02.667
9	0.138	1:02.387
99	5.867	1:02.783
79	7.176	1:03.120
71	7.514	1:03.708
92	10.130	1:03.401
146	17.116	1:04.185
19	18.800	1:05.117
12	19.765	1:04.973
991	28.889	1:06.809
48	32.209	1:07.276
78	33.768	1:07.238
64	36.820	1:09.511
31	40.126	1:08.507
96	49.141	1:10.560

LAP 7 @ 15:34:15.330

NO	BEHIND	LAP TIME
9		1:02.258
6	0.137	1:02.533
99	5.828	1:02.357
79	6.899	1:02.119
71	8.610	1:03.492
92	11.063	1:03.329
146	19.379	1:04.659
19	21.360	1:04.956
12	22.422	1:05.053
991	32.592	1:06.099
48	37.208	1:07.395
78	37.769	1:06.397
64	43.789	1:09.365
31	45.907	1:08.177
96	56.886	1:10.141

LAP 8 @ 15:35:17.493

NO	BEHIND	LAP TIME
6		1:02.026
9	0.228	1:02.391
99	6.142	1:02.477
79	7.092	1:02.356
71	9.438	1:02.991
92	12.336	1:03.436
146	22.364	1:05.148
19	24.419	1:05.222
12	27.025	1:06.766
991	36.120	1:05.691
48	42.794	1:07.749
78	43.220	1:07.614
64	51.446	1:09.820
31	52.284	1:08.540

LAP 9 @ 15:36:19.895

NO	BEHIND	LAP TIME
6		1:02.402
9	0.861	1:03.035
96	1 Lap	1:11.088
99	6.336	1:02.596
79	6.604	1:01.914
71	10.467	1:03.431
92	14.135	1:04.201
146	25.112	1:05.150
19	26.850	1:04.833
12	31.786	1:07.163
991	39.540	1:05.822
48	47.231	1:06.839
78	48.092	1:07.274
64	58.834	1:09.790
31	58.918	1:09.036

LAP 10 @ 15:37:21.718


NO	BEHIND	LAP TIME
6		1:01.823
9	1.291	1:02.253
99	7.801	1:03.288
79	7.858	1:03.077
71	12.654	1:04.010
96	1 Lap	1:14.448
92	16.557	1:04.245
146	29.185	1:05.896
19	29.909	1:04.882
12	37.292	1:07.329
991	43.751	1:06.034
48	52.619	1:07.211
78	53.218	1:06.949
31	1:04.864	1:07.769
64	1:07.714	1:10.703

NG Road Racing - Rounds 6, 7 & 8 @ Pembrey

FPR FP1 / FP2 / FP3 / Evo / Naked Streetbike / BMW F900

Race 14 - GRID (10 Laps)

ROW 5	15	96	Craig HARRIS	14	64	Andy GREEN	13	31	Andrew HOWE
ROW 4	12	78	Lawrence GOODRIDGE	11	48	Gareth SUTTON	10	991	Daniel CLEARY
ROW 3	9	12	Lee MARKS	8	19	Daniel KIFT	7	146	David MORGAN
ROW 2	6	92	Gary CUTTS	5	71	Stu GOODSON	4	79	Ian AGNEW
ROW 1	3	99	James CLEARY	2	9	Shaun HENNESSY	1	6	Nick WILLIAMSON
Pole									



Pembrey National: 1.4560 miles

These results are provisional until the conclusion of any judicial and technical matters.

Clerk Of Course : Steve Solley

Stewards :

Timekeeper : NG Timekeepers

Results can be found at www.tsl-timing.com

Printed - 15:50 Saturday, 25 May 2024

NG Road Racing - Rounds 6, 7 & 8 @ Pembrey

FPR FP1 / FP2 / FP3 / Evo / Naked Streetbike / BMW F900

Race 14 - CLASSIFICATION

POS	NO	CL	PIC NAME	ENTRY	LAPS	TIME	GAP	DIFF	MPH	BEST	ON
1	79	EVO	1 Ian AGNEW	Yamaha R1 1000cc - Bathroom & Shower Centre Sm	10	10:23.179			84.11	1:00.915	7
2	9	FP3	1 Shaun HENNESSY	Yamaha YZF 750 - SRS Developments & AFB Motor	10	10:26.143	2.964	2.964	83.71	1:01.724	5
3	6	EVO	2 Nick WILLIAMSON	Gsxr1000 998 - Rbm	10	10:28.075	4.896	1.932	83.45	1:01.568	9
4	71	EVO	3 Stu GOODSON	Suzuki GSXR1000 - True Heroes Racing	10	10:37.749	14.570	9.674	82.18	1:02.407	10
5	99	NSB	1 James CLEARY	BMW F900 - JCR MOTORSPORT	10	10:39.597	16.418	1.848	81.95	1:02.785	2
6	146	EVO	4 David MORGAN	Yamaha R1 1000 - DM Property Development	10	10:44.758	21.579	5.161	81.29	1:03.010	6
7	92	NSB	2 Gary CUTTS	Triumph 756 RS 765cc -	10	10:45.334	22.155	0.576	81.22	1:03.204	9
8	19	EVO	5 Daniel KIFT	Yamaha r1 - D K Services	10	10:49.058	25.879	3.724	80.75	1:03.998	2
9	48	FP3	2 Gareth SUTTON	Kawasaki ZXR 750 - G Sutton Electrical Services Ltd	10	11:06.858	43.679	17.800	78.60	1:04.993	3
10	991	NSB	3 Daniel CLEARY	BMW F900 - JCR MOTORSPORT	10	11:15.179	52.000	8.321	77.63	1:06.145	6
11	78	EVO	6 Lawrence GOODRIDGE	CBR854RR - Hell On Wheels	10	11:18.347	55.168	3.168	77.27	1:06.016	7
12	64	FP1	1 Andy GREEN	Harris Magnum 1123 - AG Transport	10	11:27.071	1:03.892	8.724	76.28	1:06.663	2
13	31	FP2	1 Andrew HOWE	Aprilia RSV 1000 -	10	11:27.344	1:04.165	0.273	76.25	1:07.222	8

NOT CLASSIFIED

DNF	12	FP2	Lee MARKS	Ducati 749 - Louigi moto	2	2:19.057	8 Laps	8 Laps	75.38	1:07.775	2
-----	----	-----	-----------	--------------------------	---	----------	--------	--------	-------	----------	---

FASTEST LAP

79	EVO	Ian AGNEW	Yamaha R1 1000cc - Bathroom & Shower Centre Sm	7	1:00.915	86.04 mph	138.48 kph
9	FP3	Shaun HENNESSY	Yamaha YZF 750 - SRS Developments & AFB Motor	5	1:01.724	84.91 mph	136.66 kph
99	NSB	James CLEARY	BMW F900 - JCR MOTORSPORT	2	1:02.785	83.48 mph	134.35 kph
64	FP1	Andy GREEN	Harris Magnum 1123 - AG Transport	2	1:06.663	78.62 mph	126.54 kph
31	FP2	Andrew HOWE	Aprilia RSV 1000 -	8	1:07.222	77.97 mph	125.48 kph

Class EVO - 92.5% of Race Speed = 77.80 mph

Class FP3 - 92.5% of Race Speed = 77.43 mph

Class NSB - 92.5% of Race Speed = 75.80 mph

Class FP1 - 92.5% of Race Speed = 70.55 mph

Class FP2 - 92.5% of Race Speed = 70.53 mph

Weather / Track : Cloudy / Drying

These results are provisional until the conclusion of any judicial and technical matters.

Race Distance: 10 Laps / 14.56 miles

Pembrey National: 1.4560 miles

Date: 26/05/2024 Start: 10:26 Finish: 10:37

Clerk Of Course : Steve Solley

Stewards :

Timekeeper : NG Timekeepers

Results can be found at www.tsl-timing.com

Printed - 10:39 Sunday, 26 May 2024

NG Road Racing - Rounds 6, 7 & 8 @ Pembrey

FPR FP1 / FP2 / FP3 / Evo / Naked Streetbike / BMW F900

Race 14 - LAP ANALYSIS

DIFF = Difference To Personal Best Lap

P1 79 Ian AGNEW				
LAP	LAP TIME	DIFF	MPH	TIME OF DAY
1 -	1:07.856	6.941	77.24	10:28:03.108
2 -	1:01.706	0.791	84.94	10:29:04.814
3 -	1:01.885	0.970	84.69	10:30:06.699
4 -	1:01.638	0.723	85.03	10:31:08.337
5 -	1:01.587 (3)	0.672	85.10	10:32:09.924
6 -	1:02.354	1.439	84.06	10:33:12.278
7 -	1:00.915 (1)		86.04	10:34:13.193
8 -	1:01.681	0.766	84.97	10:35:14.874
9 -	1:01.284 (2)	0.369	85.52	10:36:16.158
10 -	1:02.273	1.358	84.17	10:37:18.431

P2 9 Shaun HENNESSY				
LAP	LAP TIME	DIFF	MPH	TIME OF DAY
1 -	1:06.962	5.238	78.27	10:28:02.214
2 -	1:01.783 (2)	0.059	84.83	10:29:03.997
3 -	1:01.968	0.244	84.58	10:30:05.965
4 -	1:01.889 (3)	0.165	84.69	10:31:07.854
5 -	1:01.724 (1)		84.91	10:32:09.578
6 -	1:02.672	0.948	83.63	10:33:12.250
7 -	1:02.392	0.668	84.01	10:34:14.642
8 -	1:01.894	0.170	84.68	10:35:16.536
9 -	1:02.203	0.479	84.26	10:36:18.739
10 -	1:02.656	0.932	83.65	10:37:21.395

P3 6 Nick WILLIAMSON				
LAP	LAP TIME	DIFF	MPH	TIME OF DAY
1 -	1:07.644	6.076	77.48	10:28:02.896
2 -	1:02.409	0.841	83.98	10:29:05.305
3 -	1:04.354	2.786	81.44	10:30:09.659
4 -	1:01.941 (3)	0.373	84.62	10:31:11.600
5 -	1:01.680 (2)	0.112	84.98	10:32:13.280
6 -	1:01.945	0.377	84.61	10:33:15.225
7 -	1:02.375	0.807	84.03	10:34:17.600
8 -	1:02.060	0.492	84.46	10:35:19.660
9 -	1:01.568 (1)		85.13	10:36:21.228
10 -	1:02.099	0.531	84.40	10:37:23.327

P4 71 Stu GOODSON				
LAP	LAP TIME	DIFF	MPH	TIME OF DAY
1 -	1:09.527	7.120	75.38	10:28:04.779
2 -	1:03.001	0.594	83.19	10:29:07.780
3 -	1:03.422	1.015	82.64	10:30:11.202
4 -	1:03.128	0.721	83.03	10:31:14.330
5 -	1:02.472 (2)	0.065	83.90	10:32:16.802
6 -	1:02.909 (3)	0.502	83.32	10:33:19.711
7 -	1:03.614	1.207	82.39	10:34:23.325
8 -	1:03.048	0.641	83.13	10:35:26.373
9 -	1:04.221	1.814	81.61	10:36:30.594
10 -	1:02.407 (1)		83.99	10:37:33.001

P5 99 James CLEARY				
LAP	LAP TIME	DIFF	MPH	TIME OF DAY
1 -	1:08.331	5.546	76.70	10:28:03.583
2 -	1:02.785 (1)		83.48	10:29:06.368
3 -	1:03.634	0.849	82.37	10:30:10.002
4 -	1:03.065 (3)	0.280	83.11	10:31:13.067
5 -	1:02.960 (2)	0.175	83.25	10:32:16.027
6 -	1:03.405	0.620	82.66	10:33:19.432
7 -	1:03.390	0.605	82.68	10:34:22.822

DIFF = Difference To Personal Best Lap

8 -	1:04.018	1.233	81.87	10:35:26.840
9 -	1:03.635	0.850	82.36	10:36:30.475
10 -	1:04.374	1.589	81.42	10:37:34.849

P6 146 David MORGAN				
LAP	LAP TIME	DIFF	MPH	TIME OF DAY
1 -	1:10.615	7.605	74.22	10:28:05.867
2 -	1:04.324	1.314	81.48	10:29:10.191
3 -	1:03.613	0.603	82.39	10:30:13.804
4 -	1:04.015	1.005	81.88	10:31:17.819
5 -	1:04.640	1.630	81.08	10:32:22.459
6 -	1:03.010 (1)		83.18	10:33:25.469
7 -	1:03.404 (2)	0.394	82.66	10:34:28.873
8 -	1:03.741	0.731	82.23	10:35:32.614
9 -	1:03.574 (3)	0.564	82.44	10:36:36.188
10 -	1:03.822	0.812	82.12	10:37:40.010

P7 92 Gary CUTTS				
LAP	LAP TIME	DIFF	MPH	TIME OF DAY
1 -	1:10.890	7.686	73.93	10:28:06.142
2 -	1:04.589	1.385	81.15	10:29:10.731
3 -	1:03.915	0.711	82.00	10:30:14.646
4 -	1:03.717	0.513	82.26	10:31:18.363
5 -	1:04.488	1.284	81.28	10:32:22.851
6 -	1:03.869	0.665	82.06	10:33:26.720
7 -	1:03.985	0.781	81.91	10:34:30.705
8 -	1:03.343 (3)	0.139	82.74	10:35:34.048
9 -	1:03.204 (1)		82.93	10:36:37.252
10 -	1:03.334 (2)	0.130	82.76	10:37:40.586

P8 19 Daniel KIFT				
LAP	LAP TIME	DIFF	MPH	TIME OF DAY
1 -	1:10.334	6.336	74.52	10:28:05.586
2 -	1:03.998 (1)		81.90	10:29:09.584
3 -	1:04.015 (2)	0.017	81.88	10:30:13.599
4 -	1:04.461	0.463	81.31	10:31:18.060
5 -	1:04.240	0.242	81.59	10:32:22.300
6 -	1:04.145 (3)	0.147	81.71	10:33:26.445
7 -	1:04.844	0.846	80.83	10:34:31.289
8 -	1:04.491	0.493	81.27	10:35:35.780
9 -	1:04.240	0.242	81.59	10:36:40.020
10 -	1:04.290	0.292	81.53	10:37:44.310

P9 48 Gareth SUTTON				
LAP	LAP TIME	DIFF	MPH	TIME OF DAY
1 -	1:12.005	7.012	72.79	10:28:07.257
2 -	1:06.042	1.049	79.36	10:29:13.299
3 -	1:04.993 (1)		80.64	10:30:18.292
4 -	1:05.271 (2)	0.278	80.30	10:31:23.563
5 -	1:05.421 (3)	0.428	80.12	10:32:28.984
6 -	1:06.039	1.046	79.37	10:33:35.023
7 -	1:06.177	1.184	79.20	10:34:41.200
8 -	1:06.780	1.787	78.49	10:35:47.980
9 -	1:06.659	1.666	78.63	10:36:54.639
10 -	1:07.471	2.478	77.68	10:38:02.110

P10 991 Daniel CLEARY				
LAP	LAP TIME	DIFF	MPH	TIME OF DAY
1 -	1:14.360	8.215	70.48	10:28:09.612
2 -	1:06.387 (2)	0.242	78.95	10:29:15.999
3 -	1:06.966	0.821	78.27	10:30:22.965

NG Road Racing - Rounds 6, 7 & 8 @ Pembrey

FPR FP1 / FP2 / FP3 / Evo / Naked Streetbike / BMW F900

Race 14 - LAP ANALYSIS

DIFF = Difference To Personal Best Lap

4 -	1:06.675	0.530	78.61	10:31:29.640
5 -	1:06.823	0.678	78.44	10:32:36.463
6 -	1:06.145 (1)		79.24	10:33:42.608
7 -	1:06.516 (3)	0.371	78.80	10:34:49.124
8 -	1:06.831	0.686	78.43	10:35:55.955
9 -	1:07.414	1.269	77.75	10:37:03.369
10 -	1:07.062	0.917	78.16	10:38:10.431

P11 78 Lawrence GOODRIDGE

LAP	LAP TIME	DIFF	MPH	TIME OF DAY
1 -	1:13.711	7.695	71.10	10:28:08.963
2 -	1:06.614 (3)	0.598	78.68	10:29:15.577
3 -	1:07.829	1.813	77.27	10:30:23.406
4 -	1:07.408	1.392	77.75	10:31:30.814
5 -	1:07.565	1.549	77.57	10:32:38.379
6 -	1:08.225	2.209	76.82	10:33:46.604
7 -	1:06.016 (1)		79.39	10:34:52.620
8 -	1:06.577 (2)	0.561	78.72	10:35:59.197
9 -	1:06.919	0.903	78.32	10:37:06.116
10 -	1:07.483	1.467	77.67	10:38:13.599

P12 64 Andy GREEN

LAP	LAP TIME	DIFF	MPH	TIME OF DAY
1 -	1:13.388	6.725	71.42	10:28:08.640
2 -	1:06.663 (1)		78.62	10:29:15.303
3 -	1:07.254 (2)	0.591	77.93	10:30:22.557
4 -	1:07.711 (3)	1.048	77.41	10:31:30.268
5 -	1:07.749	1.086	77.36	10:32:38.017
6 -	1:08.451	1.788	76.57	10:33:46.468
7 -	1:08.844	2.181	76.13	10:34:55.312
8 -	1:09.044	2.381	75.91	10:36:04.356
9 -	1:08.627	1.964	76.37	10:37:12.983
10 -	1:09.340	2.677	75.59	10:38:22.323

P13 31 Andrew HOWE

LAP	LAP TIME	DIFF	MPH	TIME OF DAY
1 -	1:16.287	9.065	68.70	10:28:11.539
2 -	1:07.272 (2)	0.050	77.91	10:29:18.811
3 -	1:07.325 (3)	0.103	77.85	10:30:26.136
4 -	1:08.481	1.259	76.54	10:31:34.617
5 -	1:08.074	0.852	76.99	10:32:42.691
6 -	1:07.780	0.558	77.33	10:33:50.471
7 -	1:07.813	0.591	77.29	10:34:58.284
8 -	1:07.222 (1)		77.97	10:36:05.506
9 -	1:07.742	0.520	77.37	10:37:13.248
10 -	1:09.348	2.126	75.58	10:38:22.596

P14 12 Lee MARKS

LAP	LAP TIME	DIFF	MPH	TIME OF DAY
1 -	1:11.282	3.507	73.53	10:28:06.534
2 -	1:07.775 (1)		77.33	10:29:14.309

NG Road Racing - Rounds 6, 7 & 8 @ Pembrey

FPR FP1 / FP2 / FP3 / Evo / Naked Streetbike / BMW F900

Race 14 - STATISTICS

Competitors Started	14
Planned Start	2024-05-26 @ 10:28:00.000
Actual Start	2024-05-26 @ 10:26:55.251
Finish Time	2024-05-26 @ 10:37:18.430
Track Length	1.4560mi.
Total Laps	132
Total Distance Covered	192.1920mi.

Session Fastest Lap History

NO	CL	NAME	LAP TIME	TIME OF DAY	LAP	VEHICLE
9	FP3	Shaun HENNESSY	1:01.783	10:29:04.010	2	Yamaha YZF 750
79	EVO	Ian AGNEW	1:01.706	10:29:04.841	2	Yamaha R1 1000cc
79	EVO	Ian AGNEW	1:01.638	10:31:08.365	4	Yamaha R1 1000cc
79	EVO	Ian AGNEW	1:01.587	10:32:09.951	5	Yamaha R1 1000cc
79	EVO	Ian AGNEW	1:00.915	10:34:13.220	7	Yamaha R1 1000cc

Session Leader History

NO	CL	NAME	FROM LAP	LAPS LED	DISTANCE	VEHICLE
9	FP3	Shaun HENNESSY	1	6	8.73 miles	Yamaha YZF 750
79	EVO	Ian AGNEW	7	4	5.82 miles	Yamaha R1 1000cc

Flag History

TYPE	TIME OF DAY
GREEN	10:26:55.251
FINISH	10:37:18.430

Flag Statistics

TYPE	COUNT	TOTAL LAPS	TOTAL TIME
Green	1	10	11:42.214
Red	0	0	0.000
Safety Car	0	0	0.000
FCY	0	0	0.000

NG Road Racing - Rounds 6, 7 & 8 @ Pembrey

FPR FP1 / FP2 / FP3 / Evo / Naked Streetbike / BMW F900

Race 14 - STATISTICS

CLASS : FP1

1 Starters

Fastest Lap History

NO	NAME	LAP TIME	TIME OF DAY	LAP	VEHICLE
64	Andy GREEN	1:06.663	10:29:15.309	2	Harris Magnum 1123

Leader History

NO	NAME	FROM LAP	LAPS LED	DISTANCE	VEHICLE
64	Andy GREEN	1	10	14.56 miles	Harris Magnum 1123

NG Road Racing - Rounds 6, 7 & 8 @ Pembrey

FPR FP1 / FP2 / FP3 / Evo / Naked Streetbike / BMW F900

Race 14 - STATISTICS

CLASS : FP2

2 Starters

Fastest Lap History

NO	NAME	LAP TIME	TIME OF DAY	LAP	VEHICLE
12	Lee MARKS	1:07.775	10:29:14.318	2	Ducati 749
31	Andrew HOWE	1:07.272	10:29:18.824	2	Aprilia RSV 1000
31	Andrew HOWE	1:07.222	10:36:05.520	8	Aprilia RSV 1000

Leader History

NO	NAME	FROM LAP	LAPS LED	DISTANCE	VEHICLE
12	Lee MARKS	1	2	2.91 miles	Ducati 749
31	Andrew HOWE	3	8	11.64 miles	Aprilia RSV 1000

NG Road Racing - Rounds 6, 7 & 8 @ Pembrey

FPR FP1 / FP2 / FP3 / Evo / Naked Streetbike / BMW F900

Race 14 - STATISTICS

CLASS : FP3

2 Starters

Fastest Lap History

NO	NAME	LAP TIME	TIME OF DAY	LAP	VEHICLE
9	Shaun HENNESSY	1:01.783	10:29:04.010	2	Yamaha YZF 750
9	Shaun HENNESSY	1:01.724	10:32:09.590	5	Yamaha YZF 750

Leader History

NO	NAME	FROM LAP	LAPS LED	DISTANCE	VEHICLE
9	Shaun HENNESSY	1	10	14.56 miles	Yamaha YZF 750

NG Road Racing - Rounds 6, 7 & 8 @ Pembrey

FPR FP1 / FP2 / FP3 / Evo / Naked Streetbike / BMW F900

Race 14 - STATISTICS

CLASS : EVO

6 Starters

Fastest Lap History

NO	NAME	LAP TIME	TIME OF DAY	LAP	VEHICLE
79	Ian AGNEW	1:01.706	10:29:04.841	2	Yamaha R1 1000cc
79	Ian AGNEW	1:01.638	10:31:08.365	4	Yamaha R1 1000cc
79	Ian AGNEW	1:01.587	10:32:09.951	5	Yamaha R1 1000cc
79	Ian AGNEW	1:00.915	10:34:13.220	7	Yamaha R1 1000cc

Leader History

NO	NAME	FROM LAP	LAPS LED	DISTANCE	VEHICLE
6	Nick WILLIAMSON	1	1	1.45 miles	Gsxr1000 998
79	Ian AGNEW	2	9	13.10 miles	Yamaha R1 1000cc

NG Road Racing - Rounds 6, 7 & 8 @ Pembrey

FPR FP1 / FP2 / FP3 / Evo / Naked Streetbike / BMW F900

Race 14 - STATISTICS

CLASS : NSB

3 Starters

Fastest Lap History

NO	NAME	LAP TIME	TIME OF DAY	LAP	VEHICLE
99	James CLEARY	1:02.785	10:29:06.400	2	BMW F900

Leader History

NO	NAME	FROM LAP	LAPS LED	DISTANCE	VEHICLE
99	James CLEARY	1	10	14.56 miles	BMW F900

NG Road Racing - Rounds 6, 7 & 8 @ Pembrey

FPR FP1 / FP2 / FP3 / Evo / Naked Streetbike / BMW F900

Race 14 - LAP CHART

LAP 1 @ 10:28:02.214

NO	BEHIND	LAP TIME
9		1:06.962
6	0.682	1:07.644
79	0.894	1:07.856
99	1.369	1:08.331
71	2.565	1:09.527
19	3.372	1:10.334
146	3.653	1:10.615
92	3.928	1:10.890
12	4.320	1:11.282
48	5.043	1:12.005
64	6.426	1:13.388
78	6.749	1:13.711
991	7.398	1:14.360
31	9.325	1:16.287

LAP 2 @ 10:29:03.997

NO	BEHIND	LAP TIME
9		1:01.783
79	0.817	1:01.706
6	1.308	1:02.409
99	2.371	1:02.785
71	3.783	1:03.001
19	5.587	1:03.998
146	6.194	1:04.324
92	6.734	1:04.589
48	9.302	1:06.042
12	10.312	1:07.775
64	11.306	1:06.663
78	11.580	1:06.614
991	12.002	1:06.387
31	14.814	1:07.272

LAP 3 @ 10:30:05.965

NO	BEHIND	LAP TIME
9		1:01.968
79	0.734	1:01.885
6	3.694	1:04.354
99	4.037	1:03.634
71	5.237	1:03.422
19	7.634	1:04.015
146	7.839	1:03.613
92	8.681	1:03.915
48	12.327	1:04.993
64	16.592	1:07.254
991	17.000	1:06.966
78	17.441	1:07.829
31	20.171	1:07.325

LAP 4 @ 10:31:07.854

NO	BEHIND	LAP TIME
9		1:01.889
79	0.483	1:01.638
6	3.746	1:01.941
99	5.213	1:03.065
71	6.476	1:03.128
146	9.965	1:04.015
19	10.206	1:04.461
92	10.509	1:03.717
48	15.709	1:05.271
991	21.786	1:06.675
64	22.414	1:07.711

78	22.960	1:07.408
31	26.763	1:08.481

LAP 5 @ 10:32:09.578

NO	BEHIND	LAP TIME
9		1:01.724
79	0.346	1:01.587
6	3.702	1:01.680
99	6.449	1:02.960
71	7.224	1:02.472
19	12.722	1:04.240
146	12.881	1:04.640
92	13.273	1:04.488
48	19.406	1:05.421
991	26.885	1:06.823
64	28.439	1:07.749
78	28.801	1:07.565
31	33.113	1:08.074

LAP 6 @ 10:33:12.250

NO	BEHIND	LAP TIME
9		1:02.672
79	0.028	1:02.354
6	2.975	1:01.945
99	7.182	1:03.405
71	7.461	1:02.909
146	13.219	1:03.010
19	14.195	1:04.145
92	14.470	1:03.869
48	22.773	1:06.039
991	30.358	1:06.145
64	34.218	1:08.451
78	34.354	1:08.225
31	38.221	1:07.780

LAP 7 @ 10:34:13.193

NO	BEHIND	LAP TIME
79		1:00.915
9	1.449	1:02.392
6	4.407	1:02.375
99	9.629	1:03.390
71	10.132	1:03.614
146	15.680	1:03.404
92	17.512	1:03.985
19	18.096	1:04.844
48	28.007	1:06.177
991	35.931	1:06.516
78	39.427	1:06.016
64	42.119	1:08.844
31	45.091	1:07.813

LAP 8 @ 10:35:14.874

NO	BEHIND	LAP TIME
79		1:01.681
9	1.662	1:01.894
6	4.786	1:02.060
71	11.499	1:03.048
99	11.966	1:04.018
146	17.740	1:03.741
92	19.174	1:03.343
19	20.906	1:04.491
48	33.106	1:06.780
991	41.081	1:06.831

78	44.323	1:06.577
64	49.482	1:09.044
31	50.632	1:07.222

LAP 9 @ 10:36:16.158

NO	BEHIND	LAP TIME
79		1:01.284
9	2.581	1:02.203
6	5.070	1:01.568
99	14.317	1:03.635
71	14.436	1:04.221
146	20.030	1:03.574
92	21.094	1:03.204
19	23.862	1:04.240
48	38.481	1:06.659
991	47.211	1:07.414
78	49.958	1:06.919
64	56.825	1:08.627
31	57.090	1:07.742

LAP 10 @ 10:37:18.431


NO	BEHIND	LAP TIME
79		1:02.273
9	2.964	1:02.656
6	4.896	1:02.099
71	14.570	1:02.407
99	16.418	1:04.374
146	21.579	1:03.822
92	22.155	1:03.334
19	25.879	1:04.290
48	43.679	1:07.471
991	52.000	1:07.062
78	55.168	1:07.483
64	1:03.892	1:09.340
31	1:04.165	1:09.348

NG Road Racing - Rounds 6, 7 & 8 @ Pembrey

FPR FP1 / FP2 / FP3 / Evo / Naked Streetbike / BMW F900

Race 24 - GRID (11 Laps)

ROW 5							13	31	Andrew HOWE					
ROW 4	12	64	Andy GREEN	11	78	Lawrence GOODRIDGE	10	991	Daniel CLEARY					
ROW 3			9	48	Gareth SUTTON		8	19	Daniel KIFT		7	92	Gary CUTTS	
ROW 2			6	146	David MORGAN		5	99	James CLEARY		4	71	Stu GOODSON	
ROW 1				3	6	Nick WILLIAMSON		2	9	Shaun HENNESSY		1	79	Ian AGNEW
														Pole



Pembrey National: 1.4560 miles

These results are provisional until the conclusion of any judicial and technical matters.

Clerk Of Course : Steve Solley	Stewards :	Timekeeper : NG Timekeepers
--------------------------------	------------	-----------------------------

Results can be found at www.tsl-timing.com

Printed - 10:41 Sunday, 26 May 2024

NG Road Racing - Rounds 6, 7 & 8 @ Pembrey

FPR FP1 / FP2 / FP3 / Evo / Naked Streetbike / BMW F900

Race 24 - CLASSIFICATION

POS	NO	CL	PIC NAME	ENTRY	LAPS	TIME	GAP	DIFF	MPH	BEST	ON
1	79	EVO	1 Ian AGNEW	Yamaha R1 1000cc - Bathroom & Shower Centre Sm	11	11:30.705			83.47	1:01.945	3
2	9	FP3	1 Shaun HENNESSY	Yamaha YZF 750 - SRS Developments & AFB Motor	11	11:33.305	2.600	2.600	83.16	1:01.887	3
3	6	EVO	2 Nick WILLIAMSON	Gsxr1000 998 - Rbm	11	11:36.972	6.267	3.667	82.72	1:02.140	6
4	71	EVO	3 Stu GOODSON	Suzuki GSXR1000 - True Heroes Racing	11	11:39.769	9.064	2.797	82.39	1:02.662	8
5	99	NSB	1 James CLEARY	BMW F900 - JCR MOTORSPORT	11	11:43.598	12.893	3.829	81.94	1:02.930	7
6	146	EVO	4 David MORGAN	Yamaha R1 1000 - DM Property Development	11	12:15.559	44.854	31.961	78.38	1:05.085	4
7	991	NSB	2 Daniel CLEARY	BMW F900 - JCR MOTORSPORT	11	12:15.608	44.903	0.049	78.38	1:05.521	8
8	48	FP3	2 Gareth SUTTON	Kawasaki ZXR 750 - G Sutton Electrical Services Ltd	11	12:21.110	50.405	5.502	77.79	1:05.750	3
9	78	EVO	5 Lawrence GOODRIDGE	CBR854RR - Hell On Wheels	11	12:23.676	52.971	2.566	77.53	1:05.449	7
10	31	FP2	1 Andrew HOWE	Aprilia RSV 1000 -	11	12:35.182	1:04.477	11.506	76.34	1:07.348	11
11	96	NSB	3 Craig HARRIS	Bandit 600 - Billingham Garage	10	11:43.565	1 Lap	1 Lap	74.50	1:08.755	4

NOT CLASSIFIED

DNF	19	EVO	Daniel KIFT	Yamaha r1 - D K Services	10	11:00.299	1 Lap		79.38	1:04.391	3
DNF	92	NSB	Gary CUTTS	Triumph 756 RS 765cc -	8	8:29.938	3 Laps	2 Laps	82.23	1:02.296	7
DNF	64	FP1	Andy GREEN	Harris Magnum 1123 - AG Transport	0						
DNF	12	FP2	Lee MARKS	Ducati 749 - Louigi moto	0						

FASTEST LAP

9	FP3	Shaun HENNESSY	Yamaha YZF 750 - SRS Developments & AFB Motor	3	1:01.887	84.69 mph	136.30 kph
79	EVO	Ian AGNEW	Yamaha R1 1000cc - Bathroom & Shower Centre Sm	3	1:01.945	84.61 mph	136.17 kph
92	NSB	Gary CUTTS	Triumph 756 RS 765cc -	7	1:02.296	84.14 mph	135.41 kph
31	FP2	Andrew HOWE	Aprilia RSV 1000 -	11	1:07.348	77.82 mph	125.25 kph

Class EVO - 92.5% of Race Speed = 77.20 mph

Class FP3 - 92.5% of Race Speed = 76.92 mph

Class NSB - 92.5% of Race Speed = 75.79 mph

Class FP2 - 92.5% of Race Speed = 70.61 mph

Weather / Track : Sunny / Dry

These results are provisional until the conclusion of any judicial and technical matters.

Race Distance: 11 Laps / 16.01 miles

Pembrey National: 1.4560 miles

Date: 26/05/2024 Start: 14:12 Finish: 14:24

Clerk Of Course : Steve Solley	Stewards :	Timekeeper : NG Timekeepers
--------------------------------	------------	-----------------------------

Results can be found at www.tsl-timing.com

Printed - 14:26 Sunday, 26 May 2024

NG Road Racing - Rounds 6, 7 & 8 @ Pembrey

FPR FP1 / FP2 / FP3 / Evo / Naked Streetbike / BMW F900

Race 24 - LAP ANALYSIS

DIFF = Difference To Personal Best Lap

P1 79 Ian AGNEW				
LAP	LAP TIME	DIFF	MPH	TIME OF DAY
1 -	1:06.853	4.908	78.40	14:14:00.043
2 -	1:02.364	0.419	84.04	14:15:02.407
3 -	1:01.945 (1)		84.61	14:16:04.352
4 -	1:02.358	0.413	84.05	14:17:06.710
5 -	1:02.424	0.479	83.96	14:18:09.134
6 -	1:02.214 (3)	0.269	84.25	14:19:11.348
7 -	1:02.178 (2)	0.233	84.29	14:20:13.526
8 -	1:02.409	0.464	83.98	14:21:15.935
9 -	1:02.658	0.713	83.65	14:22:18.593
10 -	1:02.914	0.969	83.31	14:23:21.507
11 -	1:02.388	0.443	84.01	14:24:23.895

P2 9 Shaun HENNESSY				
LAP	LAP TIME	DIFF	MPH	TIME OF DAY
1 -	1:08.884	6.997	76.09	14:14:02.074
2 -	1:02.672	0.785	83.63	14:15:04.746
3 -	1:01.887 (1)		84.69	14:16:06.633
4 -	1:02.319 (2)	0.432	84.10	14:17:08.952
5 -	1:02.473	0.586	83.90	14:18:11.425
6 -	1:02.473	0.586	83.90	14:19:13.898
7 -	1:02.512	0.625	83.84	14:20:16.410
8 -	1:02.623	0.736	83.70	14:21:19.033
9 -	1:02.328 (3)	0.441	84.09	14:22:21.361
10 -	1:02.520	0.633	83.83	14:23:23.881
11 -	1:02.614	0.727	83.71	14:24:26.495

P3 6 Nick WILLIAMSON				
LAP	LAP TIME	DIFF	MPH	TIME OF DAY
1 -	1:08.685	6.545	76.31	14:14:01.875
2 -	1:04.510	2.370	81.25	14:15:06.385
3 -	1:02.534	0.394	83.82	14:16:08.919
4 -	1:03.019	0.879	83.17	14:17:11.938
5 -	1:02.613	0.473	83.71	14:18:14.551
6 -	1:02.140 (1)		84.35	14:19:16.691
7 -	1:02.403 (3)	0.263	83.99	14:20:19.094
8 -	1:02.381 (2)	0.241	84.02	14:21:21.475
9 -	1:02.838	0.698	83.41	14:22:24.313
10 -	1:02.742	0.602	83.54	14:23:27.055
11 -	1:03.107	0.967	83.05	14:24:30.162

P4 71 Stu GOODSON				
LAP	LAP TIME	DIFF	MPH	TIME OF DAY
1 -	1:08.643	5.981	76.36	14:14:01.833
2 -	1:03.824	1.162	82.12	14:15:05.657
3 -	1:02.945	0.283	83.27	14:16:08.602
4 -	1:03.106	0.444	83.06	14:17:11.708
5 -	1:02.707 (3)	0.045	83.58	14:18:14.415
6 -	1:03.094	0.432	83.07	14:19:17.509
7 -	1:02.686 (2)	0.024	83.61	14:20:20.195
8 -	1:02.662 (1)		83.64	14:21:22.857
9 -	1:03.389	0.727	82.68	14:22:26.246
10 -	1:02.801	0.139	83.46	14:23:29.047
11 -	1:03.912	1.250	82.01	14:24:32.959

P5 99 James CLEARY				
LAP	LAP TIME	DIFF	MPH	TIME OF DAY
1 -	1:09.606	6.676	75.30	14:14:02.796
2 -	1:04.100	1.170	81.77	14:15:06.896
3 -	1:03.463	0.533	82.59	14:16:10.359

DIFF = Difference To Personal Best Lap

4 -	1:02.993 (3)	0.063	83.20	14:17:13.352
5 -	1:02.965 (2)	0.035	83.24	14:18:16.317
6 -	1:03.145	0.215	83.00	14:19:19.462
7 -	1:02.930 (1)		83.29	14:20:22.392
8 -	1:03.163	0.233	82.98	14:21:25.555
9 -	1:03.900	0.970	82.02	14:22:29.455
10 -	1:03.712	0.782	82.27	14:23:33.167
11 -	1:03.621	0.691	82.38	14:24:36.788

P6 146 David MORGAN				
LAP	LAP TIME	DIFF	MPH	TIME OF DAY
1 -	1:10.132	5.047	74.73	14:14:03.322
2 -	1:12.220	7.135	72.57	14:15:15.542
3 -	1:06.364	1.279	78.98	14:16:21.906
4 -	1:05.085 (1)		80.53	14:17:26.991
5 -	1:05.660	0.575	79.82	14:18:32.651
6 -	1:05.303 (2)	0.218	80.26	14:19:37.954
7 -	1:06.281	1.196	79.08	14:20:44.235
8 -	1:05.322 (3)	0.237	80.24	14:21:49.557
9 -	1:06.243	1.158	79.12	14:22:55.800
10 -	1:06.721	1.636	78.55	14:24:02.521
11 -	1:06.228	1.143	79.14	14:25:08.749

P7 991 Daniel CLEARY				
LAP	LAP TIME	DIFF	MPH	TIME OF DAY
1 -	1:12.469	6.948	72.32	14:14:05.659
2 -	1:06.412	0.891	78.92	14:15:12.071
3 -	1:08.183	2.662	76.87	14:16:20.254
4 -	1:06.367	0.846	78.97	14:17:26.621
5 -	1:06.562	1.041	78.74	14:18:33.183
6 -	1:06.181	0.660	79.20	14:19:39.364
7 -	1:05.825 (3)	0.304	79.62	14:20:45.189
8 -	1:05.521 (1)		79.99	14:21:50.710
9 -	1:05.585 (2)	0.064	79.92	14:22:56.295
10 -	1:06.139	0.618	79.25	14:24:02.434
11 -	1:06.364	0.843	78.98	14:25:08.798

P8 48 Gareth SUTTON				
LAP	LAP TIME	DIFF	MPH	TIME OF DAY
1 -	1:12.108	6.358	72.69	14:14:05.298
2 -	1:06.478 (3)	0.728	78.84	14:15:11.776
3 -	1:05.750 (1)		79.72	14:16:17.526
4 -	1:06.399 (2)	0.649	78.94	14:17:23.925
5 -	1:06.905	1.155	78.34	14:18:30.830
6 -	1:06.647	0.897	78.64	14:19:37.477
7 -	1:06.578	0.828	78.72	14:20:44.055
8 -	1:07.232	1.482	77.96	14:21:51.287
9 -	1:06.565	0.815	78.74	14:22:57.852
10 -	1:08.045	2.295	77.03	14:24:05.897
11 -	1:08.403	2.653	76.62	14:25:14.300

P9 78 Lawrence GOODRIDGE				
LAP	LAP TIME	DIFF	MPH	TIME OF DAY
1 -	1:14.542	9.093	70.31	14:14:07.732
2 -	1:08.669	3.220	76.33	14:15:16.401
3 -	1:07.786	2.337	77.32	14:16:24.187
4 -	1:07.795	2.346	77.31	14:17:31.982
5 -	1:07.449	2.000	77.71	14:18:39.431
6 -	1:06.238 (3)	0.789	79.13	14:19:45.669
7 -	1:05.449 (1)		80.08	14:20:51.118
8 -	1:05.784 (2)	0.335	79.67	14:21:56.902
9 -	1:06.238 (3)	0.789	79.13	14:23:03.140

NG Road Racing - Rounds 6, 7 & 8 @ Pembrey

FPR FP1 / FP2 / FP3 / Evo / Naked Streetbike / BMW F900

Race 24 - LAP ANALYSIS

DIFF = Difference To Personal Best Lap

10 -	1:06.471	1.022	78.85	14:24:09.611
11 -	1:07.255	1.806	77.93	14:25:16.866

P10 31 Andrew HOWE				
LAP	LAP TIME	DIFF	MPH	TIME OF DAY
1 -	1:14.144	6.796	70.69	14:14:07.334
2 -	1:07.848 (3)	0.500	77.25	14:15:15.182
3 -	1:08.310	0.962	76.73	14:16:23.492
4 -	1:08.035	0.687	77.04	14:17:31.527
5 -	1:07.622 (2)	0.274	77.51	14:18:39.149
6 -	1:08.592	1.244	76.41	14:19:47.741
7 -	1:08.801	1.453	76.18	14:20:56.542
8 -	1:08.232	0.884	76.82	14:22:04.774
9 -	1:08.311	0.963	76.73	14:23:13.085
10 -	1:07.939	0.591	77.15	14:24:21.024
11 -	1:07.348 (1)		77.82	14:25:28.372

P11 96 Craig HARRIS				
LAP	LAP TIME	DIFF	MPH	TIME OF DAY
1 -	1:13.704	4.949	71.11	14:14:06.894
2 -	1:08.846 (2)	0.091	76.13	14:15:15.740
3 -	1:09.280 (3)	0.525	75.65	14:16:25.020
4 -	1:08.755 (1)		76.23	14:17:33.775
5 -	1:09.565	0.810	75.34	14:18:43.340
6 -	1:09.383	0.628	75.54	14:19:52.723
7 -	1:09.932	1.177	74.95	14:21:02.655
8 -	1:09.976	1.221	74.90	14:22:12.631
9 -	1:12.359	3.604	72.43	14:23:24.990
10 -	1:11.765	3.010	73.03	14:24:36.755

P12 19 Daniel KIFT				
LAP	LAP TIME	DIFF	MPH	TIME OF DAY
1 -	1:10.650	6.259	74.19	14:14:03.840
2 -	1:05.200	0.809	80.39	14:15:09.040
3 -	1:04.391 (1)		81.40	14:16:13.431
4 -	1:05.187	0.796	80.40	14:17:18.618
5 -	1:04.426 (2)	0.035	81.35	14:18:23.044
6 -	1:04.848 (3)	0.457	80.82	14:19:27.892
7 -	1:07.016	2.625	78.21	14:20:34.908
8 -	1:05.589	1.198	79.91	14:21:40.497
9 -	1:06.128	1.737	79.26	14:22:46.625
10 -	1:06.864	2.473	78.39	14:23:53.489

P13 92 Gary CUTTS				
LAP	LAP TIME	DIFF	MPH	TIME OF DAY
1 -	1:10.261	7.965	74.60	14:14:03.451
2 -	1:03.271	0.975	82.84	14:15:06.722
3 -	1:02.806	0.510	83.45	14:16:09.528
4 -	1:03.268	0.972	82.84	14:17:12.796
5 -	1:02.645 (2)	0.349	83.67	14:18:15.441
6 -	1:02.655 (3)	0.359	83.65	14:19:18.096
7 -	1:02.296 (1)		84.14	14:20:20.392
8 -	1:02.736	0.440	83.55	14:21:23.128

NG Road Racing - Rounds 6, 7 & 8 @ Pembrey

FPR FP1 / FP2 / FP3 / Evo / Naked Streetbike / BMW F900

Race 24 - STATISTICS

Competitors Started 13
Planned Start 2024-05-26 @ 14:30:00.000
Actual Start 2024-05-26 @ 14:12:53.189
Finish Time 2024-05-26 @ 14:24:23.894
Track Length 1.4560mi.
Total Laps 138
Total Distance Covered 200.9280mi.

Session Fastest Lap History

NO	CL	NAME	LAP TIME	TIME OF DAY	LAP	VEHICLE
79	EVO	Ian AGNEW	1:02.364	14:15:02.434	2	Yamaha R1 1000cc
79	EVO	Ian AGNEW	1:01.945	14:16:04.378	3	Yamaha R1 1000cc
9	FP3	Shaun HENNESSY	1:01.887	14:16:06.645	3	Yamaha YZF 750

Session Leader History

NO	CL	NAME	FROM LAP	LAPS LED	DISTANCE	VEHICLE
79	EVO	Ian AGNEW	1	11	16.01 miles	Yamaha R1 1000cc

Flag History

TYPE	TIME OF DAY
GREEN	14:12:53.189
FINISH	14:24:23.894

Flag Statistics

TYPE	COUNT	TOTAL LAPS	TOTAL TIME
Green	1	11	12:59.203
Red	0	0	0.000
Safety Car	0	0	0.000
FCY	0	0	0.000

NG Road Racing - Rounds 6, 7 & 8 @ Pembrey

FPR FP1 / FP2 / FP3 / Evo / Naked Streetbike / BMW F900

Race 24 - STATISTICS

CLASS : FP2

1 Starters

Fastest Lap History

NO	NAME	LAP TIME	TIME OF DAY	LAP	VEHICLE
31	Andrew HOWE	1:07.848	14:15:15.195	2	Aprilia RSV 1000
31	Andrew HOWE	1:07.622	14:18:39.163	5	Aprilia RSV 1000
31	Andrew HOWE	1:07.348	14:25:28.387	11	Aprilia RSV 1000

Leader History

NO	NAME	FROM LAP	LAPS LED	DISTANCE	VEHICLE
31	Andrew HOWE	1	11	16.01 miles	Aprilia RSV 1000

NG Road Racing - Rounds 6, 7 & 8 @ Pembrey

FPR FP1 / FP2 / FP3 / Evo / Naked Streetbike / BMW F900

Race 24 - STATISTICS

CLASS : FP3

2 Starters

Fastest Lap History

NO	NAME	LAP TIME	TIME OF DAY	LAP	VEHICLE
9	Shaun HENNESSY	1:02.672	14:15:04.757	2	Yamaha YZF 750
9	Shaun HENNESSY	1:01.887	14:16:06.645	3	Yamaha YZF 750

Leader History

NO	NAME	FROM LAP	LAPS LED	DISTANCE	VEHICLE
9	Shaun HENNESSY	1	11	16.01 miles	Yamaha YZF 750

NG Road Racing - Rounds 6, 7 & 8 @ Pembrey

FPR FP1 / FP2 / FP3 / Evo / Naked Streetbike / BMW F900

Race 24 - STATISTICS

CLASS : EVO

6 Starters

Fastest Lap History

NO	NAME	LAP TIME	TIME OF DAY	LAP	VEHICLE
79	Ian AGNEW	1:02.364	14:15:02.434	2	Yamaha R1 1000cc
79	Ian AGNEW	1:01.945	14:16:04.378	3	Yamaha R1 1000cc

Leader History

NO	NAME	FROM LAP	LAPS LED	DISTANCE	VEHICLE
79	Ian AGNEW	1	11	16.01 miles	Yamaha R1 1000cc

NG Road Racing - Rounds 6, 7 & 8 @ Pembrey

FPR FP1 / FP2 / FP3 / Evo / Naked Streetbike / BMW F900

Race 24 - STATISTICS

CLASS : NSB

4 Starters

Fastest Lap History

NO	NAME	LAP TIME	TIME OF DAY	LAP	VEHICLE
92	Gary CUTTS	1:03.271	14:15:06.739	2	Triumph 756 RS 765cc
92	Gary CUTTS	1:02.806	14:16:09.545	3	Triumph 756 RS 765cc
92	Gary CUTTS	1:02.645	14:18:15.458	5	Triumph 756 RS 765cc
92	Gary CUTTS	1:02.296	14:20:20.410	7	Triumph 756 RS 765cc

Leader History

NO	NAME	FROM LAP	LAPS LED	DISTANCE	VEHICLE
99	James CLEARY	1	1	1.45 miles	BMW F900
92	Gary CUTTS	2	7	10.19 miles	Triumph 756 RS 765cc
99	James CLEARY	9	3	4.36 miles	BMW F900

NG Road Racing - Rounds 6, 7 & 8 @ Pembrey

FPR FP1 / FP2 / FP3 / Evo / Naked Streetbike / BMW F900

Race 24 - LAP CHART

LAP 1 @ 14:14:00.043

NO	BEHIND	LAP TIME
79		1:06.853
71	1.790	1:08.643
6	1.832	1:08.685
9	2.031	1:08.884
99	2.753	1:09.606
146	3.279	1:10.132
92	3.408	1:10.261
19	3.797	1:10.650
48	5.255	1:12.108
991	5.616	1:12.469
96	6.851	1:13.704
31	7.291	1:14.144
78	7.689	1:14.542

LAP 2 @ 14:15:02.407

NO	BEHIND	LAP TIME
79		1:02.364
9	2.339	1:02.672
71	3.250	1:03.824
6	3.978	1:04.510
92	4.315	1:03.271
99	4.489	1:04.100
19	6.633	1:05.200
48	9.369	1:06.478
991	9.664	1:06.412
31	12.775	1:07.848
146	13.135	1:12.220
96	13.333	1:08.846
78	13.994	1:08.669

LAP 3 @ 14:16:04.352

NO	BEHIND	LAP TIME
79		1:01.945
9	2.281	1:01.887
71	4.250	1:02.945
6	4.567	1:02.534
92	5.176	1:02.806
99	6.007	1:03.463
19	9.079	1:04.391
48	13.174	1:05.750
991	15.902	1:08.183
146	17.554	1:06.364
31	19.140	1:08.310
78	19.835	1:07.786
96	20.668	1:09.280

LAP 4 @ 14:17:06.710

NO	BEHIND	LAP TIME
79		1:02.358
9	2.242	1:02.319
71	4.998	1:03.106
6	5.228	1:03.019
92	6.086	1:03.268
99	6.642	1:02.993
19	11.908	1:05.187
48	17.215	1:06.399
991	19.911	1:06.367
146	20.281	1:05.085
31	24.817	1:08.035
78	25.272	1:07.795
96	27.065	1:08.755

LAP 5 @ 14:18:09.134

NO	BEHIND	LAP TIME
79		1:02.424
9	2.291	1:02.473
71	5.281	1:02.707
6	5.417	1:02.613
92	6.307	1:02.645
99	7.183	1:02.965
19	13.910	1:04.426
48	21.696	1:06.905
146	23.517	1:05.660
991	24.049	1:06.562
31	30.015	1:07.622
78	30.297	1:07.449
96	34.206	1:09.565

LAP 6 @ 14:19:11.348

NO	BEHIND	LAP TIME
79		1:02.214
9	2.550	1:02.473
6	5.343	1:02.140
71	6.161	1:03.094
92	6.748	1:02.655
99	8.114	1:03.145
19	16.544	1:04.848
48	26.129	1:06.647
146	26.606	1:05.303
991	28.016	1:06.181
78	34.321	1:06.238
31	36.393	1:08.592
96	41.375	1:09.383

LAP 7 @ 14:20:13.526

NO	BEHIND	LAP TIME
79		1:02.178
9	2.884	1:02.512
6	5.568	1:02.403
71	6.669	1:02.686
92	6.866	1:02.296
99	8.866	1:02.930
19	21.382	1:07.016
48	30.529	1:06.578
146	30.709	1:06.281
991	31.663	1:05.825
78	37.592	1:05.449
31	43.016	1:08.801
96	49.129	1:09.932

LAP 8 @ 14:21:15.935

NO	BEHIND	LAP TIME
79		1:02.409
9	3.098	1:02.623
6	5.540	1:02.381
71	6.922	1:02.662
92	7.193	1:02.736
99	9.620	1:03.163
19	24.562	1:05.589
146	33.622	1:05.322
991	34.775	1:05.521
48	35.352	1:07.232
78	40.967	1:05.784
31	48.839	1:08.232

96 56.696 1:09.976

LAP 9 @ 14:22:18.593

NO	BEHIND	LAP TIME
79		1:02.658
9	2.768	1:02.328
6	5.720	1:02.838
71	7.653	1:03.389
99	10.862	1:03.900
19	28.032	1:06.128
146	37.207	1:06.243
991	37.702	1:05.585
48	39.259	1:06.565
78	44.547	1:06.238
31	54.492	1:08.311

LAP 10 @ 14:23:21.507

NO	BEHIND	LAP TIME
79		1:02.914
9	2.374	1:02.520
96	1 Lap	1:12.359
6	5.548	1:02.742
71	7.540	1:02.801
99	11.660	1:03.712
19	31.982	1:06.864
991	40.927	1:06.139
146	41.014	1:06.721
48	44.390	1:08.045
78	48.104	1:06.471
31	59.517	1:07.939

LAP 11 @ 14:24:23.895

NO	BEHIND	LAP TIME
79		1:02.388
9	2.600	1:02.614
6	6.267	1:03.107
71	9.064	1:03.912
96	1 Lap	1:11.765
99	12.893	1:03.621
146	44.854	1:06.228
991	44.903	1:06.364
48	50.405	1:08.403
78	52.971	1:07.255
31	1:04.477	1:07.348

NG Road Racing Club Championships 2024

Rogers Poultry Naked Streetbikes

STANDINGS AFTER ROUND 8



POULTRY SERVICES LTD

	EVENT →	Rnd 1 &		Rnd 3, 4, & 5			Rnd 6, 7 & 8			Rnd 9, 10 & 11			Rnd 12, 13 & 14			Rnd 15, 16 & 17			Rnd 18, 19 & 20			Wins	Seconds	Thirds	
		TOTAL	GAP	DIFF	1	2	3	1	2	3	1	2	3	1	2	3	1	2	3	1	2				3
1	Gary CUTTS	128			13	25	25	25	20	20													3	2	0
2	David GREENWOOD	82	46		11	11	20	20	20														0	3	0
3	Bobby VAREY	50	78	32	25	25																	2	0	0
4	Craig HARRIS	79	49	-29	4	7	13	13	13	13	16												0	0	1
5	Daniel TUPLIN	48	80	31		16	16	16															0	0	3
6	James CLEARY	111	17	-63	16	20			25	25	25												3	1	1
7	John DUDMAN	30	98	81	20	10																	0	1	0
8	Grant DAVIES	30	98	0	5	6	9	10															0	0	0
9	Simon BASTABLE	26	102	4	10	16																	0	0	1
10	Kieran BARKER	21	107	5		10	11																0	0	0
11	Joe WALTON	20	108	1	7	13																	0	0	0
12	Mark EVANS	17	111	3	8	9																	0	0	0
13	Daniel CLEARY	66	62	-49	6	8			16	16	20												0	1	2
14	Adrian O'CONNOR	11	117	55		11																	0	0	0
15	Jamie HANKS-ELLIOTT	9	119	2	9																		0	0	0