



FPR SUZUKI BANDIT CHALLENGE / A&R FORMULA 400 & RP CORSE HONDA V400



NG Road Racing – Round 6, 7 & 8

Pembrey

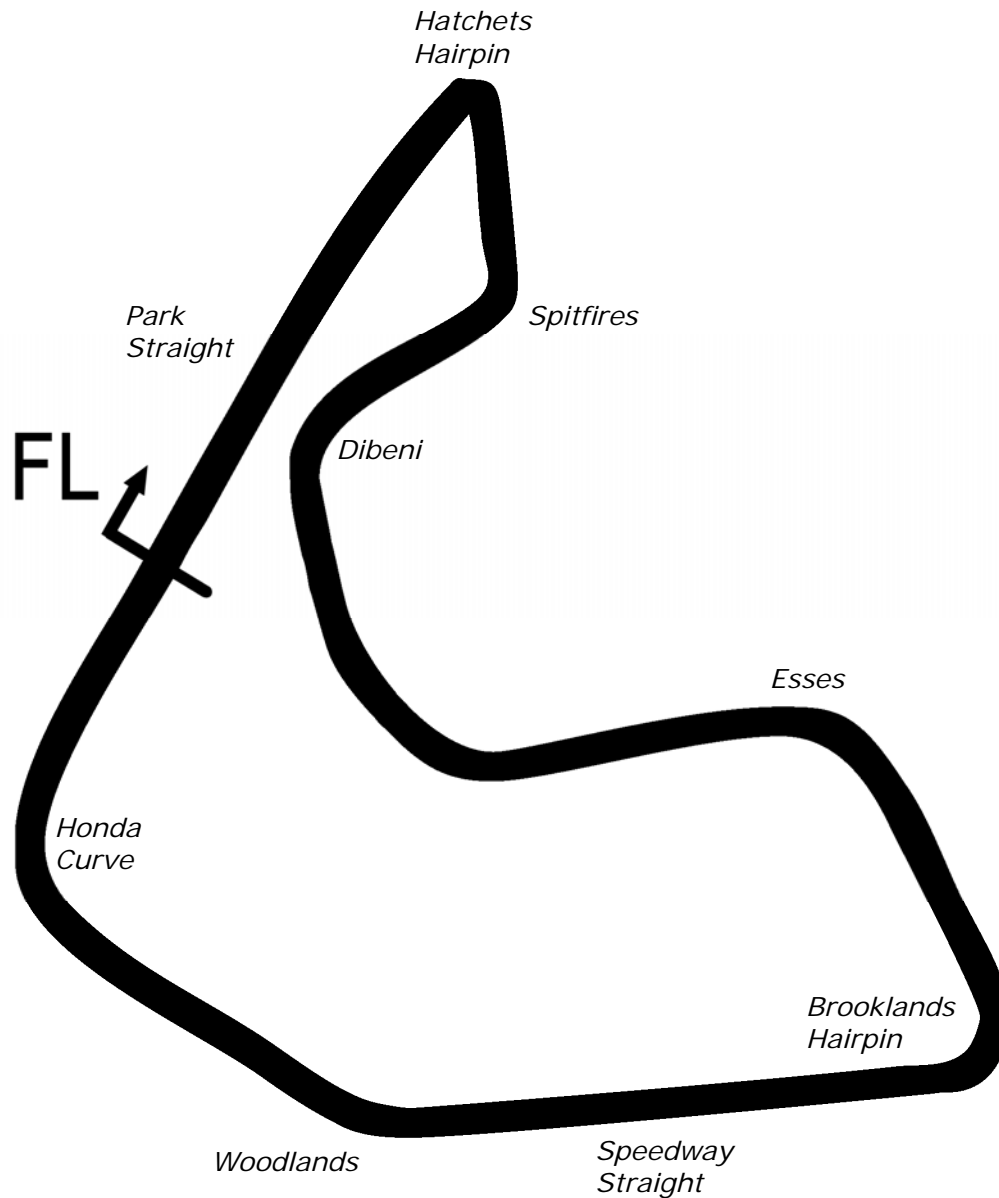
25-26 May 2024



Timing & Results Provided by Timing Solutions Ltd

www.tsl-timing.com

Pembrey



Length	1.4560 miles	2343.2 m	
FL		51.70587 N	4.32386 W
Pit Entry	2067m	51.70391 N	4.32452 W
Pit Exit	100m after FL	51.70664 N	4.32301 W
Pit Entry–Pit Exit 337m, 24.3s @50kph, 20.2s @60kph			

NG Road Racing - Rounds 6, 7 & 8 @ Pembrey

Bandit / F400 / V400 / National 600 / Clubman 600

TQ7 Qualifying - CLASSIFICATION

POS	NO	CL	PIC NAME	ENTRY	TIME	ON	LAPS	GAP	DIFF	MPH
1	29	BAN	1 Neil ATTENBOROUGH	Suzuki Bandit 600cc - Heat Unlimited	1:06.231	4	8			79.14
2	48	F400	1 Pete GIBSON	Honda VFR400 - .	1:06.645	5	7	0.414	0.414	78.64
3	111	BAN	2 Adrian O'CONNOR	Suzuki Bandit 600 - Gracie & Quinn	1:06.803	3	8	0.572	0.158	78.46
4	78	BAN	3 Mark WARDLE	Suzuki Bandit 600 - Rooster Pig Racing	1:07.163	3	8	0.932	0.360	78.04
5	171	F400	2 Dan HANBY	Yamaha fzr 409 - HD Masonary	1:07.723	8	9	1.492	0.560	77.39
6	988	F400	3 Anthony NORTHOVER	Kawasaki Zxr 400 - None	1:08.430	2	8	2.199	0.707	76.59
7	9	BAN	4 Richard DAVIS	Suzuki Bandit 600 - Trickabella Racing	1:08.857	3	8	2.626	0.427	76.12
8	96	BAN	5 Craig HARRIS	Bandit 600 - Billinghay Garage	1:09.027	7	9	2.796	0.170	75.93
9	54	BAN	6 Keith CHAMBERS	Suzuki Bandit 600cc - Second Gear	1:09.080	3	7	2.849	0.053	75.87
10	35	BAN	7 Tim HAWKINS	Bandit 600 - None	1:09.412	6	8	3.181	0.332	75.51
11	17	BAN	8 Shane WATSON	Suzuki Bandit 600 - Slims Racing	1:09.743	7	7	3.512	0.331	75.15
12	85	F400	4 Francesco ROSSATO	Zxr400. Class: F400. - RUROC	1:09.767	7	8	3.536	0.024	75.13
13	83	F400	5 Ryan DONNELLY	Kawasaki ZXR400 - Sponsor Needed	1:10.675	4	7	4.444	0.908	74.16
14	58	BAN	9 Grant DAVIES	Suzuki bandit 600 - WWW Racing	1:10.705	6	7	4.474	0.030	74.13
15	510	BAN	10 Kieran BARKER	Bandit 600 - Philip Lund Motor Engineers Ltd	1:11.248	6	8	5.017	0.543	73.56
16	24	V400	1 Harley MORGAN	Honda VFR400R - Jill Thornton	1:11.346	7	7	5.115	0.098	73.46
17	55	BAN	11 Lance MASCALL	Suzuki Bandit 600 - Acorns to Oaks	1:11.894	5	8	5.663	0.548	72.90
18	50	BAN	12 Kevin GALE	Suzuki Bandit 600 - West Wales Motorcycles Ltd	1:11.911	7	8	5.680	0.017	72.89
19	77	BAN	13 Pete BRATCHELL	Suzuki Bandit 600 - Mr B Weld and Fab	1:19.966	4	5	13.735	8.055	65.54
20	497	F400	6 Jonny NORTHOVER	Honda CBR 400 - NSE Racing			1			

Weather / Track : Sunny / Dry

These results are provisional until the conclusion of any judicial and technical matters.

Pembrey National: 1.4560 miles
Date: 25/05/2024 Start: 13:18 Finish: 13:31

Clerk Of Course : Steve Solley

Stewards :

Timekeeper : NG Timekeepers

Results can be found at www.tsl-timing.com

Printed - 13:33 Saturday, 25 May 2024

NG Road Racing - Rounds 6, 7 & 8 @ Pembrey

Bandit / F400 / V400 / National 600 / Clubman 600

TQ7 Qualifying - LAP ANALYSIS

DIFF = Difference To Personal Best Lap

P1 29 Neil ATTENBOROUGH				
LAP	LAP TIME	DIFF	MPH	TIME OF DAY
1 -	1:07.718	1.487	77.40	13:21:00.083
2 -	4:16.678	3:10.447	20.42	13:25:16.761
3 -	1:06.576	0.345	78.73	13:26:23.337
4 -	1:06.231 (1)		79.14	13:27:29.568
5 -	1:06.306 (2)	0.075	79.05	13:28:35.874
6 -	1:06.515 (3)	0.284	78.80	13:29:42.389
7 -	1:07.256	1.025	77.93	13:30:49.645
8 -	1:06.971	0.740	78.26	13:31:56.616

P2 48 Pete GIBSON				
LAP	LAP TIME	DIFF	MPH	TIME OF DAY
1 -	1:18.089	11.444	67.12	13:20:03.341
2 -	1:09.252	2.607	75.68	13:21:12.593
3 -	4:23.996	3:17.351	19.85	13:25:36.589
4 -	1:07.601 (3)	0.956	77.53	13:26:44.190
5 -	1:06.645 (1)		78.64	13:27:50.835
6 -	1:06.693 (2)	0.048	78.59	13:28:57.528
7 -	1:26.303 P	19.658	60.73	13:30:23.831

P3 111 Adrian O'CONNOR				
LAP	LAP TIME	DIFF	MPH	TIME OF DAY
1 -	1:07.623	0.820	77.51	13:21:00.245
2 -	4:17.021	3:10.218	20.39	13:25:17.266
3 -	1:06.803 (1)		78.46	13:26:24.069
4 -	1:06.922 (2)	0.119	78.32	13:27:30.991
5 -	1:07.558	0.755	77.58	13:28:38.549
6 -	1:07.448	0.645	77.71	13:29:45.997
7 -	1:07.293 (3)	0.490	77.89	13:30:53.290
8 -	1:40.010 P	33.207	52.41	13:32:33.300

P4 78 Mark WARDLE				
LAP	LAP TIME	DIFF	MPH	TIME OF DAY
1 -	1:08.727	1.564	76.26	13:20:59.933
2 -	4:17.756	3:10.593	20.33	13:25:17.689
3 -	1:07.163 (1)		78.04	13:26:24.852
4 -	1:07.250 (2)	0.087	77.94	13:27:32.102
5 -	1:07.541	0.378	77.60	13:28:39.643
6 -	1:07.415 (3)	0.252	77.75	13:29:47.058
7 -	1:07.692	0.529	77.43	13:30:54.750
8 -	1:37.621 P	30.458	53.69	13:32:32.371

P5 171 Dan HANBY				
LAP	LAP TIME	DIFF	MPH	TIME OF DAY
1 -	1:17.599	9.876	67.54	13:19:59.706
2 -	1:09.876	2.153	75.01	13:21:09.582
3 -	4:12.442	3:04.719	20.76	13:25:22.024
4 -	1:09.603	1.880	75.30	13:26:31.627
5 -	1:08.038	0.315	77.03	13:27:39.665
6 -	1:08.124	0.401	76.94	13:28:47.789
7 -	1:07.737 (2)	0.014	77.38	13:29:55.526
8 -	1:07.723 (1)		77.39	13:31:03.249
9 -	1:08.036 (3)	0.313	77.04	13:32:11.285

P6 988 Anthony NORTHOVER				
LAP	LAP TIME	DIFF	MPH	TIME OF DAY
1 -	1:16.710	8.280	68.33	13:20:04.858
2 -	1:08.430 (1)		76.59	13:21:13.288
3 -	4:11.434	3:03.004	20.84	13:25:24.722

DIFF = Difference To Personal Best Lap

4 -	1:08.810 (2)	0.380	76.17	13:26:33.532
5 -	1:08.841 (3)	0.411	76.14	13:27:42.373
6 -	1:09.888	1.458	75.00	13:28:52.261
7 -	1:09.182	0.752	75.76	13:30:01.443
8 -	1:12.127	3.697	72.67	13:31:13.570

P7 9 Richard DAVIS				
LAP	LAP TIME	DIFF	MPH	TIME OF DAY
1 -	1:09.744	0.887	75.15	13:21:05.732
2 -	4:14.445	3:05.588	20.60	13:25:20.177
3 -	1:08.857 (1)		76.12	13:26:29.034
4 -	1:09.322	0.465	75.61	13:27:38.356
5 -	1:09.224 (2)	0.367	75.71	13:28:47.580
6 -	1:09.305 (3)	0.448	75.63	13:29:56.885
7 -	1:09.835	0.978	75.05	13:31:06.720
8 -	1:10.562	1.705	74.28	13:32:17.282

P8 96 Craig HARRIS				
LAP	LAP TIME	DIFF	MPH	TIME OF DAY
1 -	1:15.870	6.843	69.08	13:20:04.545
2 -	1:10.323	1.296	74.53	13:21:14.868
3 -	4:04.239	2:55.212	21.46	13:25:19.107
4 -	1:09.170 (2)	0.143	75.77	13:26:28.277
5 -	1:09.720	0.693	75.18	13:27:37.997
6 -	1:10.736	1.709	74.10	13:28:48.733
7 -	1:09.027 (1)		75.93	13:29:57.760
8 -	1:09.210 (3)	0.183	75.73	13:31:06.970
9 -	1:09.694	0.667	75.20	13:32:16.664

P9 54 Keith CHAMBERS				
LAP	LAP TIME	DIFF	MPH	TIME OF DAY
1 -	1:27.888	18.808	59.63	13:20:22.664
2 -	5:23.727	4:14.647	16.19	13:25:46.391
3 -	1:09.080 (1)		75.87	13:26:55.471
4 -	1:09.809	0.729	75.08	13:28:05.280
5 -	1:09.519 (3)	0.439	75.39	13:29:14.799
6 -	1:09.222 (2)	0.142	75.72	13:30:24.021
7 -	1:09.578	0.498	75.33	13:31:33.599

P10 35 Tim HAWKINS				
LAP	LAP TIME	DIFF	MPH	TIME OF DAY
1 -	1:15.736	6.324	69.20	13:19:59.931
2 -	1:11.832	2.420	72.97	13:21:11.763
3 -	4:11.908	3:02.496	20.80	13:25:23.671
4 -	1:09.568 (2)	0.156	75.34	13:26:33.239
5 -	1:09.796	0.384	75.09	13:27:43.035
6 -	1:09.412 (1)		75.51	13:28:52.447
7 -	1:09.718 (3)	0.306	75.18	13:30:02.165
8 -	1:10.363	0.951	74.49	13:31:12.528

P11 17 Shane WATSON				
LAP	LAP TIME	DIFF	MPH	TIME OF DAY
1 -	1:13.142	3.399	71.66	13:21:12.722
2 -	4:09.772	3:00.029	20.98	13:25:22.494
3 -	1:10.784	1.041	74.05	13:26:33.278
4 -	1:11.040	1.297	73.78	13:27:44.318
5 -	1:10.213 (2)	0.470	74.65	13:28:54.531
6 -	1:10.516 (3)	0.773	74.33	13:30:05.047
7 -	1:09.743 (1)		75.15	13:31:14.790

NG Road Racing - Rounds 6, 7 & 8 @ Pembrey

Bandit / F400 / V400 / National 600 / Clubman 600

TQ7 Qualifying - LAP ANALYSIS

DIFF = Difference To Personal Best Lap

P12 85 Francesco ROSSATO				
LAP	LAP TIME	DIFF	MPH	TIME OF DAY
1 -	1:18.850	9.083	66.47	13:20:06.287
2 -	1:14.511	4.744	70.34	13:21:20.798
3 -	4:17.120	3:07.353	20.38	13:25:37.918
4 -	1:10.579 (3)	0.812	74.26	13:26:48.497
5 -	1:10.909	1.142	73.92	13:27:59.406
6 -	1:10.452 (2)	0.685	74.39	13:29:09.858
7 -	1:09.767 (1)		75.13	13:30:19.625
8 -	1:15.748	5.981	69.19	13:31:35.373

P13 83 Ryan DONNELLY				
LAP	LAP TIME	DIFF	MPH	TIME OF DAY
1 -	1:28.074	17.399	59.51	13:20:23.392
2 -	5:24.481	4:13.806	16.15	13:25:47.873
3 -	1:11.733	1.058	73.07	13:26:59.606
4 -	1:10.675 (1)		74.16	13:28:10.281
5 -	1:11.680	1.005	73.12	13:29:21.961
6 -	1:11.661 (3)	0.986	73.14	13:30:33.622
7 -	1:11.089 (2)	0.414	73.73	13:31:44.711

P14 58 Grant DAVIES				
LAP	LAP TIME	DIFF	MPH	TIME OF DAY
1 -	1:18.348	7.643	66.90	13:19:59.553
2 -	1:12.081	1.376	72.71	13:21:11.634
3 -	4:09.672	2:58.967	20.99	13:25:21.306
4 -	1:11.308 (3)	0.603	73.50	13:26:32.614
5 -	1:11.081 (2)	0.376	73.74	13:27:43.695
6 -	1:10.705 (1)		74.13	13:28:54.400
7 -	1:24.499 P	13.794	62.03	13:30:18.899

P15 510 Kieran BARKER				
LAP	LAP TIME	DIFF	MPH	TIME OF DAY
1 -	1:20.121	8.873	65.42	13:20:11.244
2 -	1:13.482	2.234	71.33	13:21:24.726
3 -	4:07.165	2:55.917	21.20	13:25:31.891
4 -	1:15.834	4.586	69.11	13:26:47.725
5 -	1:12.644	1.396	72.15	13:28:00.369
6 -	1:11.248 (1)		73.56	13:29:11.617
7 -	1:12.196 (3)	0.948	72.60	13:30:23.813
8 -	1:11.891 (2)	0.643	72.91	13:31:35.704

P16 24 Harley MORGAN				
LAP	LAP TIME	DIFF	MPH	TIME OF DAY
1 -	1:26.182	14.836	60.82	13:20:54.815
2 -	5:02.691	3:51.345	17.31	13:25:57.506
3 -	1:12.668	1.322	72.13	13:27:10.174
4 -	1:11.894 (3)	0.548	72.90	13:28:22.068
5 -	1:11.587 (2)	0.241	73.21	13:29:33.655
6 -	1:13.762	2.416	71.06	13:30:47.417
7 -	1:11.346 (1)		73.46	13:31:58.763

P17 55 Lance MASCALL				
LAP	LAP TIME	DIFF	MPH	TIME OF DAY
1 -	1:19.328	7.434	66.07	13:20:05.877
2 -	1:15.770	3.876	69.17	13:21:21.647
3 -	4:05.140	2:53.246	21.38	13:25:26.787
4 -	1:12.117 (3)	0.223	72.68	13:26:38.904
5 -	1:11.894 (1)		72.90	13:27:50.798
6 -	1:12.207	0.313	72.59	13:29:03.005

DIFF = Difference To Personal Best Lap

7 -	1:12.355	0.461	72.44	13:30:15.360
8 -	1:11.903 (2)	0.009	72.89	13:31:27.263

P18 50 Kevin GALE				
LAP	LAP TIME	DIFF	MPH	TIME OF DAY
1 -	1:19.993	8.082	65.52	13:20:05.469
2 -	1:15.270	3.359	69.63	13:21:20.739
3 -	4:04.338	2:52.427	21.45	13:25:25.077
4 -	1:12.456	0.545	72.34	13:26:37.533
5 -	1:12.017 (2)	0.106	72.78	13:27:49.550
6 -	1:12.126 (3)	0.215	72.67	13:29:01.676
7 -	1:11.911 (1)		72.89	13:30:13.587
8 -	1:17.371	5.460	67.74	13:31:30.958

P19 77 Pete BRATCHELL				
LAP	LAP TIME	DIFF	MPH	TIME OF DAY
1 -	1:20.320	0.354	65.25	13:26:51.053
2 -	1:20.277	0.311	65.29	13:28:11.330
3 -	1:20.172 (3)	0.206	65.37	13:29:31.502
4 -	1:19.966 (1)		65.54	13:30:51.468
5 -	1:19.988 (2)	0.022	65.52	13:32:11.456

P20 497 Jonny NORTHOVER				
LAP	LAP TIME	DIFF	MPH	TIME OF DAY
1 -	1:16.218		68.77	13:20:05.541

NG Road Racing - Rounds 6, 7 & 8 @ Pembrey

Bandit / F400 / V400 / National 600 / Clubman 600

TQ7 Qualifying - STATISTICS

Competitors Started 20
Planned Start 2024-05-25 @ 12:06:00.000
Actual Start 2024-05-25 @ 13:18:41.071
Finish Time 2024-05-25 @ 13:31:16.111
Track Length 1.4560mi.
Total Laps 146
Total Distance Covered 212.5760mi.

Session Fastest Lap History

NO	CL	NAME	LAP TIME	TIME OF DAY	LAP	VEHICLE
171		Dan HANBY	1:09.876	13:21:09.591	2	Yamaha fzr 409
48		Pete GIBSON	1:09.252	13:21:12.614	2	Honda VFR400
988		Anthony NORTHOVER	1:08.430	13:21:13.320	2	Kawasaki Zxr 400
29	FPR Suzuki	Neil ATTENBOROUGH	1:06.576	13:26:23.352	3	Suzuki Bandit 600cc
29	FPR Suzuki	Neil ATTENBOROUGH	1:06.231	13:27:29.584	4	Suzuki Bandit 600cc

Flag History

TYPE	TIME OF DAY
GREEN	13:18:41.071
RED	13:21:31.077
GREEN	13:24:06.117
FINISH	13:31:16.111

Flag Statistics

TYPE	COUNT	TOTAL LAPS	TOTAL TIME
Green	2	9	11:26.900
Red	1	0	2:35.040
Safety Car	0	0	0.000
FCY	0	0	0.000

NG Road Racing - Rounds 6, 7 & 8 @ Pembrey

Bandit / F400 / V400 / National 600 / Clubman 600

TQ7 Qualifying - STATISTICS

CLASS : FPR Suzuki Bandit Challenge

13 Starters

Fastest Lap History

NO	NAME	LAP TIME	TIME OF DAY	LAP	VEHICLE
58	Grant DAVIES	1:12.081	13:21:11.655	2	Suzuki bandit 600
35	Tim HAWKINS	1:11.832	13:21:11.811	2	Bandit 600
96	Craig HARRIS	1:10.323	13:21:14.882	2	Bandit 600
29	Neil ATTENBOROUGH	1:06.576	13:26:23.352	3	Suzuki Bandit 600cc
29	Neil ATTENBOROUGH	1:06.231	13:27:29.584	4	Suzuki Bandit 600cc

NG Road Racing - Rounds 6, 7 & 8 @ Pembrey
Bandit / F400 / V400 / National 600 / Clubman 600
TQ7 Qualifying - STATISTICS

CLASS : F400

6 Starters

Fastest Lap History

NO	NAME	LAP TIME	TIME OF DAY	LAP	VEHICLE
171	Dan HANBY	1:09.876	13:21:09.591	2	Yamaha fzs 409
48	Pete GIBSON	1:09.252	13:21:12.614	2	Honda VFR400
988	Anthony NORTHOVER	1:08.430	13:21:13.320	2	Kawasaki Zxr 400
48	Pete GIBSON	1:07.601	13:26:44.211	4	Honda VFR400
48	Pete GIBSON	1:06.645	13:27:50.835	5	Honda VFR400

NG Road Racing - Rounds 6, 7 & 8 @ Pembrey
Bandit / F400 / V400 / National 600 / Clubman 600
TQ7 Qualifying - STATISTICS

CLASS : V400

1 Starters

Fastest Lap History


NO	NAME	LAP TIME	TIME OF DAY	LAP	VEHICLE
24	Harley MORGAN	5:02.691	13:25:57.519	2	Honda VFR400R
24	Harley MORGAN	1:12.668	13:27:10.185	3	Honda VFR400R
24	Harley MORGAN	1:11.894	13:28:22.080	4	Honda VFR400R
24	Harley MORGAN	1:11.587	13:29:33.666	5	Honda VFR400R
24	Harley MORGAN	1:11.346	13:31:58.774	7	Honda VFR400R

NG Road Racing - Rounds 6, 7 & 8 @ Pembrey

Bandit / F400 / V400 / National 600 / Clubman 600

Race 7 - GRID (10 Laps)

ROW 7		20	497 Jonny NORTHOVER	19	77 Pete BRATCHELL		
ROW 6	18	50 Kevin GALE	17	55 Lance MASCALL	16	24 Harley MORGAN	
ROW 5		15	510 Kieran BARKER	14	58 Grant DAVIES	13	83 Ryan DONNELLY
ROW 4	12	85 Francesco ROSSATO	11	17 Shane WATSON	10	35 Tim HAWKINS	
ROW 3		9	54 Keith CHAMBERS	8	96 Craig HARRIS	7	9 Richard DAVIS
ROW 2	6	988 Anthony NORTHOVER	5	171 Dan HANBY	4	78 Mark WARDLE	
ROW 1		3	111 Adrian O'CONNOR	2	48 Pete GIBSON	1	29 Neil ATTENBOROUGH
							Pole



Pembrey National: 1.4560 miles

These results are provisional until the conclusion of any judicial and technical matters.

Clerk Of Course : Steve Solley

Stewards :

Timekeeper : NG Timekeepers

Results can be found at www.tsl-timing.com

Printed - 13:37 Saturday, 25 May 2024

NG Road Racing - Rounds 6, 7 & 8 @ Pembrey

Bandit / F400 / V400 / National 600 / Clubman 600

Race 7 - CLASSIFICATION

POS	NO	CL	PIC NAME	ENTRY	LAPS	TIME	GAP	DIFF	MPH	BEST	ON
1	29	BAN	1 Neil ATTENBOROUGH	Suzuki Bandit 600cc - Heat Unlimited	10	11:15.663			77.57	1:06.055	10
2	78	BAN	2 Mark WARDLE	Suzuki Bandit 600 - Rooster Pig Racing	10	11:17.004	1.341	1.341	77.42	1:06.707	10
3	48	F400	1 Pete GIBSON	Honda VFR400 - .	10	11:17.232	1.569	0.228	77.39	1:05.658	4
4	111	BAN	3 Adrian O'CONNOR	Suzuki Bandit 600 - Gracie & Quinn	10	11:21.420	5.757	4.188	76.92	1:06.887	8
5	171	F400	2 Dan HANBY	Yamaha fzs 409 - HD Masonary	10	11:21.879	6.216	0.459	76.86	1:06.288	9
6	988	F400	3 Anthony NORTHOVER	Kawasaki Zxr 400 - None	10	11:34.119	18.456	12.240	75.51	1:08.154	5
7	9	BAN	4 Richard DAVIS	Suzuki Bandit 600 - Trickabella Racing	10	11:34.295	18.632	0.176	75.49	1:08.147	9
8	96	BAN	5 Craig HARRIS	Bandit 600 - Billinghay Garage	10	11:34.981	19.318	0.686	75.42	1:07.975	2
9	54	BAN	6 Keith CHAMBERS	Suzuki Bandit 600cc - Second Gear	10	11:35.308	19.645	0.327	75.38	1:07.938	10
10	35	BAN	7 Tim HAWKINS	Bandit 600 - None	10	11:35.459	19.796	0.151	75.36	1:08.165	4
11	58	BAN	8 Grant DAVIES	Suzuki bandit 600 - WWW Racing	10	11:45.571	29.908	10.112	74.28	1:09.074	10
12	85	F400	4 Francesco ROSSATO	Zxr400. Class: F400. - RUROC	10	11:46.588	30.925	1.017	74.18	1:09.277	5
13	17	BAN	9 Shane WATSON	Suzuki Bandit 600 - Slims Racing	10	11:47.349	31.686	0.761	74.10	1:09.194	6
14	83	F400	5 Ryan DONNELLY	Kawasaki ZXR400 - Sponsor Needed	10	11:48.018	32.355	0.669	74.03	1:09.340	3
15	24	V400	1 Harley MORGAN	Honda VFR400R - Jill Thornton	10	12:00.226	44.563	12.208	72.77	1:10.262	2
16	510	BAN	10 Kieran BARKER	Bandit 600 - Philip Lund Motor Engineers Ltd	10	12:02.403	46.740	2.177	72.55	1:10.755	2
17	50	BAN	11 Kevin GALE	Suzuki Bandit 600 - West Wales Motorcycles Ltd	10	12:10.224	54.561	7.821	71.78	1:11.177	2
18	77	BAN	12 Pete BRATCHELL	Suzuki Bandit 600 - Mr B Weld and Fab	9	12:06.703	1 Lap	1 Lap	64.91	1:19.166	2

FASTEST LAP

48	F400	Pete GIBSON	Honda VFR400 - .	4	1:05.658	79.83 mph	128.47 kph
29	BAN	Neil ATTENBOROUGH	Suzuki Bandit 600cc - Heat Unlimited	10	1:06.055	79.35 mph	127.70 kph
24	V400	Harley MORGAN	Honda VFR400R - Jill Thornton	2	1:10.262	74.60 mph	120.05 kph

NO 17 - SHANE WATSON - NO TRANSPONDER SIGNAL

Class BAN - 92.5% of Race Speed = 71.75 mph

Class F400 - 92.5% of Race Speed = 71.58 mph

Class V400 - 92.5% of Race Speed = 67.31 mph

Weather / Track : Cloudy / Dry

These results are provisional until the conclusion of any judicial and technical matters.

Race Distance: 10 Laps / 14.56 miles

Pembrey National: 1.4560 miles

Date: 25/05/2024 Start: 16:35 Finish: 16:47

Clerk Of Course : Steve Solley	Stewards :	Timekeeper : NG Timekeepers
--------------------------------	------------	-----------------------------

Results can be found at www.tsl-timing.com

Printed - 16:48 Saturday, 25 May 2024

NG Road Racing - Rounds 6, 7 & 8 @ Pembrey

Bandit / F400 / V400 / National 600 / Clubman 600

Race 7 - LAP ANALYSIS

DIFF = Difference To Personal Best Lap

P1 29 Neil ATTENBOROUGH				
LAP	LAP TIME	DIFF	MPH	TIME OF DAY
1 -	1:12.756	6.701	72.04	16:36:59.001
2 -	1:07.208	1.153	77.99	16:38:06.209
3 -	1:06.938 (3)	0.883	78.30	16:39:13.147
4 -	1:07.306	1.251	77.87	16:40:20.453
5 -	1:07.040	0.985	78.18	16:41:27.493
6 -	1:07.210	1.155	77.98	16:42:34.703
7 -	1:07.486	1.431	77.66	16:43:42.189
8 -	1:07.174	1.119	78.03	16:44:49.363
9 -	1:06.490 (2)	0.435	78.83	16:45:55.853
10 -	1:06.055 (1)		79.35	16:47:01.908

P2 78 Mark WARDLE				
LAP	LAP TIME	DIFF	MPH	TIME OF DAY
1 -	1:13.038	6.331	71.76	16:36:59.283
2 -	1:07.443	0.736	77.71	16:38:06.726
3 -	1:07.282	0.575	77.90	16:39:14.008
4 -	1:07.214	0.507	77.98	16:40:21.222
5 -	1:06.816 (3)	0.109	78.44	16:41:28.038
6 -	1:07.140	0.433	78.06	16:42:35.178
7 -	1:07.523	0.816	77.62	16:43:42.701
8 -	1:07.074	0.367	78.14	16:44:49.775
9 -	1:06.767 (2)	0.060	78.50	16:45:56.542
10 -	1:06.707 (1)		78.57	16:47:03.249

P3 48 Pete GIBSON				
LAP	LAP TIME	DIFF	MPH	TIME OF DAY
1 -	1:14.120	8.462	70.71	16:37:00.365
2 -	1:08.775	3.117	76.21	16:38:09.140
3 -	1:08.644	2.986	76.35	16:39:17.784
4 -	1:05.658 (1)		79.83	16:40:23.442
5 -	1:06.025 (2)	0.367	79.38	16:41:29.467
6 -	1:06.293 (3)	0.635	79.06	16:42:35.760
7 -	1:07.210	1.552	77.98	16:43:42.970
8 -	1:07.111	1.453	78.10	16:44:50.081
9 -	1:06.764	1.106	78.50	16:45:56.845
10 -	1:06.632	0.974	78.66	16:47:03.477

P4 111 Adrian O'CONNOR				
LAP	LAP TIME	DIFF	MPH	TIME OF DAY
1 -	1:12.386	5.499	72.41	16:36:58.631
2 -	1:07.435	0.548	77.72	16:38:06.066
3 -	1:07.625	0.738	77.50	16:39:13.691
4 -	1:06.919 (2)	0.032	78.32	16:40:20.610
5 -	1:07.038 (3)	0.151	78.18	16:41:27.648
6 -	1:07.379	0.492	77.79	16:42:35.027
7 -	1:10.135	3.248	74.73	16:43:45.162
8 -	1:06.887 (1)		78.36	16:44:52.049
9 -	1:07.060	0.173	78.16	16:45:59.109
10 -	1:08.556	1.669	76.45	16:47:07.665

P5 171 Dan HANBY				
LAP	LAP TIME	DIFF	MPH	TIME OF DAY
1 -	1:14.990	8.702	69.89	16:37:01.235
2 -	1:08.316	2.028	76.72	16:38:09.551
3 -	1:08.451	2.163	76.57	16:39:18.002
4 -	1:08.273	1.985	76.77	16:40:26.275
5 -	1:07.307	1.019	77.87	16:41:33.582
6 -	1:06.936 (3)	0.648	78.30	16:42:40.518
7 -	1:06.966	0.678	78.27	16:43:47.484

DIFF = Difference To Personal Best Lap

8 -	1:07.671	1.383	77.45	16:44:55.155
9 -	1:06.288 (1)		79.07	16:46:01.443
10 -	1:06.681 (2)	0.393	78.60	16:47:08.124

P6 988 Anthony NORTHOVER				
LAP	LAP TIME	DIFF	MPH	TIME OF DAY
1 -	1:14.240	6.086	70.60	16:37:00.485
2 -	1:08.323 (3)	0.169	76.71	16:38:08.808
3 -	1:08.937	0.783	76.03	16:39:17.745
4 -	1:08.199 (2)	0.045	76.85	16:40:25.944
5 -	1:08.154 (1)		76.90	16:41:34.098
6 -	1:09.322	1.168	75.61	16:42:43.420
7 -	1:09.883	1.729	75.00	16:43:53.303
8 -	1:09.592	1.438	75.31	16:45:02.895
9 -	1:09.000	0.846	75.96	16:46:11.895
10 -	1:08.469	0.315	76.55	16:47:20.364

P7 9 Richard DAVIS				
LAP	LAP TIME	DIFF	MPH	TIME OF DAY
1 -	1:13.741	5.594	71.08	16:36:59.986
2 -	1:08.684	0.537	76.31	16:38:08.670
3 -	1:09.803	1.656	75.09	16:39:18.473
4 -	1:09.390	1.243	75.53	16:40:27.863
5 -	1:08.852	0.705	76.12	16:41:36.715
6 -	1:08.875	0.728	76.10	16:42:45.590
7 -	1:08.353 (3)	0.206	76.68	16:43:53.943
8 -	1:10.145	1.998	74.72	16:45:04.088
9 -	1:08.147 (1)		76.91	16:46:12.235
10 -	1:08.305 (2)	0.158	76.73	16:47:20.540

P8 96 Craig HARRIS				
LAP	LAP TIME	DIFF	MPH	TIME OF DAY
1 -	1:15.941	7.966	69.02	16:37:02.186
2 -	1:07.975 (1)		77.11	16:38:10.161
3 -	1:08.787	0.812	76.20	16:39:18.948
4 -	1:09.310	1.335	75.62	16:40:28.258
5 -	1:08.962	0.987	76.00	16:41:37.220
6 -	1:08.701	0.726	76.29	16:42:45.921
7 -	1:08.494 (3)	0.519	76.52	16:43:54.415
8 -	1:10.103	2.128	74.76	16:45:04.518
9 -	1:08.723	0.748	76.27	16:46:13.241
10 -	1:07.985 (2)	0.010	77.09	16:47:21.226

P9 54 Keith CHAMBERS				
LAP	LAP TIME	DIFF	MPH	TIME OF DAY
1 -	1:16.058	8.120	68.91	16:37:02.303
2 -	1:08.398 (3)	0.460	76.63	16:38:10.701
3 -	1:08.469	0.531	76.55	16:39:19.170
4 -	1:09.222	1.284	75.72	16:40:28.392
5 -	1:08.958	1.020	76.01	16:41:37.350
6 -	1:09.368	1.430	75.56	16:42:46.718
7 -	1:08.262 (2)	0.324	76.78	16:43:54.980
8 -	1:09.950	2.012	74.93	16:45:04.930
9 -	1:08.685	0.747	76.31	16:46:13.615
10 -	1:07.938 (1)		77.15	16:47:21.553

P10 35 Tim HAWKINS				
LAP	LAP TIME	DIFF	MPH	TIME OF DAY
1 -	1:16.280	8.115	68.71	16:37:02.525
2 -	1:09.364	1.199	75.56	16:38:11.889
3 -	1:08.676	0.511	76.32	16:39:20.565

NG Road Racing - Rounds 6, 7 & 8 @ Pembrey

Bandit / F400 / V400 / National 600 / Clubman 600

Race 7 - LAP ANALYSIS

DIFF = Difference To Personal Best Lap

4 -	1:08.165 (1)		76.89	16:40:28.730
5 -	1:08.960	0.795	76.00	16:41:37.690
6 -	1:08.526	0.361	76.49	16:42:46.216
7 -	1:08.406 (3)	0.241	76.62	16:43:54.622
8 -	1:10.060	1.895	74.81	16:45:04.682
9 -	1:08.727	0.562	76.26	16:46:13.409
10 -	1:08.295 (2)	0.130	76.74	16:47:21.704

P11 58 Grant DAVIES

LAP	LAP TIME	DIFF	MPH	TIME OF DAY
1 -	1:15.837	6.763	69.11	16:37:02.082
2 -	1:10.119	1.045	74.75	16:38:12.201
3 -	1:09.602 (2)	0.528	75.30	16:39:21.803
4 -	1:10.287	1.213	74.57	16:40:32.090
5 -	1:09.999	0.925	74.88	16:41:42.089
6 -	1:10.205	1.131	74.66	16:42:52.294
7 -	1:10.652	1.578	74.18	16:44:02.946
8 -	1:09.693 (3)	0.619	75.20	16:45:12.639
9 -	1:10.103	1.029	74.76	16:46:22.742
10 -	1:09.074 (1)		75.88	16:47:31.816

P12 85 Francesco ROSSATO

LAP	LAP TIME	DIFF	MPH	TIME OF DAY
1 -	1:16.908	7.631	68.15	16:37:03.153
2 -	1:09.961	0.684	74.92	16:38:13.114
3 -	1:09.923	0.646	74.96	16:39:23.037
4 -	1:10.094	0.817	74.77	16:40:33.131
5 -	1:09.277 (1)		75.66	16:41:42.408
6 -	1:10.099	0.822	74.77	16:42:52.507
7 -	1:09.779 (2)	0.502	75.11	16:44:02.286
8 -	1:09.922 (3)	0.645	74.96	16:45:12.208
9 -	1:10.440	1.163	74.41	16:46:22.648
10 -	1:10.185	0.908	74.68	16:47:32.833

P13 17 Shane WATSON

LAP	LAP TIME	DIFF	MPH	TIME OF DAY
1 -	1:17.924	8.730	67.26	16:37:04.169
2 -	1:09.522	0.328	75.39	16:38:13.691
3 -	1:09.516 (3)	0.322	75.40	16:39:23.207
4 -	1:10.738	1.544	74.09	16:40:33.945
5 -	1:09.381 (2)	0.187	75.54	16:41:43.326
6 -	1:09.194 (1)		75.75	16:42:52.520
7 -	1:10.090	0.896	74.78	16:44:02.610
8 -	1:09.806	0.612	75.08	16:45:12.416
9 -	1:11.026	1.832	73.79	16:46:23.442
10 -	1:10.152	0.958	74.71	16:47:33.594

P14 83 Ryan DONNELLY

LAP	LAP TIME	DIFF	MPH	TIME OF DAY
1 -	1:17.381	8.041	67.73	16:37:03.626
2 -	1:09.667 (2)	0.327	75.23	16:38:13.293
3 -	1:09.340 (1)		75.59	16:39:22.633
4 -	1:10.369	1.029	74.48	16:40:33.002
5 -	1:09.999	0.659	74.88	16:41:43.001
6 -	1:09.987	0.647	74.89	16:42:52.988
7 -	1:10.218	0.878	74.64	16:44:03.206
8 -	1:09.756 (3)	0.416	75.14	16:45:12.962
9 -	1:10.290	0.950	74.57	16:46:23.252
10 -	1:11.011	1.671	73.81	16:47:34.263

DIFF = Difference To Personal Best Lap

P15 24 Harley MORGAN				
LAP	LAP TIME	DIFF	MPH	TIME OF DAY
1 -	1:19.654	9.392	65.80	16:37:05.899
2 -	1:10.262 (1)		74.60	16:38:16.161
3 -	1:11.279	1.017	73.53	16:39:27.440
4 -	1:11.062	0.800	73.76	16:40:38.502
5 -	1:11.182	0.920	73.63	16:41:49.684
6 -	1:10.774 (3)	0.512	74.06	16:43:00.458
7 -	1:10.974	0.712	73.85	16:44:11.432
8 -	1:10.736 (2)	0.474	74.10	16:45:22.168
9 -	1:11.533	1.271	73.27	16:46:33.701
10 -	1:12.770	2.508	72.02	16:47:46.471

P16 510 Kieran BARKER

LAP	LAP TIME	DIFF	MPH	TIME OF DAY
1 -	1:18.913	8.158	66.42	16:37:05.158
2 -	1:10.755 (1)		74.08	16:38:15.913
3 -	1:11.239	0.484	73.57	16:39:27.152
4 -	1:11.221 (3)	0.466	73.59	16:40:38.373
5 -	1:12.216	1.461	72.58	16:41:50.589
6 -	1:11.248	0.493	73.56	16:43:01.837
7 -	1:11.416	0.661	73.39	16:44:13.253
8 -	1:10.815 (2)	0.060	74.01	16:45:24.068
9 -	1:11.579	0.824	73.22	16:46:35.647
10 -	1:13.001	2.246	71.80	16:47:48.648

P17 50 Kevin GALE

LAP	LAP TIME	DIFF	MPH	TIME OF DAY
1 -	1:19.674	8.497	65.78	16:37:05.919
2 -	1:11.177 (1)		73.64	16:38:17.096
3 -	1:11.344 (2)	0.167	73.46	16:39:28.440
4 -	1:12.110 (3)	0.933	72.68	16:40:40.550
5 -	1:12.378	1.201	72.41	16:41:52.928
6 -	1:12.506	1.329	72.29	16:43:05.434
7 -	1:12.579	1.402	72.21	16:44:18.013
8 -	1:13.064	1.887	71.73	16:45:31.077
9 -	1:12.650	1.473	72.14	16:46:43.727
10 -	1:12.742	1.565	72.05	16:47:56.469

P18 77 Pete BRATCHELL

LAP	LAP TIME	DIFF	MPH	TIME OF DAY
1 -	1:26.093	6.927	60.88	16:37:12.338
2 -	1:19.166 (1)		66.21	16:38:31.504
3 -	1:19.400 (3)	0.234	66.01	16:39:50.904
4 -	1:20.485	1.319	65.12	16:41:11.389
5 -	1:20.121	0.955	65.42	16:42:31.510
6 -	1:20.885	1.719	64.80	16:43:52.395
7 -	1:19.362 (2)	0.196	66.04	16:45:11.757
8 -	1:19.987	0.821	65.53	16:46:31.744
9 -	1:21.204	2.038	64.54	16:47:52.948

NG Road Racing - Rounds 6, 7 & 8 @ Pembrey

Bandit / F400 / V400 / National 600 / Clubman 600

Race 7 - STATISTICS

Competitors Started	18
Planned Start	2024-05-25 @ 16:10:00.000
Actual Start	2024-05-25 @ 16:35:46.244
Finish Time	2024-05-25 @ 16:47:01.907
Track Length	1.4560mi.
Total Laps	179
Total Distance Covered	260.6240mi.

Session Fastest Lap History

NO	CL	NAME	LAP TIME	TIME OF DAY	LAP	VEHICLE
111	FPR Suzuki	Adrian O'CONNOR	1:07.435	16:38:06.082	2	Suzuki Bandit 600
29	FPR Suzuki	Neil ATTENBOROUGH	1:07.208	16:38:06.225	2	Suzuki Bandit 600cc
29	FPR Suzuki	Neil ATTENBOROUGH	1:06.938	16:39:13.162	3	Suzuki Bandit 600cc
111	FPR Suzuki	Adrian O'CONNOR	1:06.919	16:40:20.626	4	Suzuki Bandit 600
48		Pete GIBSON	1:05.658	16:40:23.463	4	Honda VFR400

Session Leader History

NO	CL	NAME	FROM LAP	LAPS LED	DISTANCE	VEHICLE
111	FPR Suzuki	Adrian O'CONNOR	1	2	2.91 miles	Suzuki Bandit 600
29	FPR Suzuki	Neil ATTENBOROUGH	3	8	11.64 miles	Suzuki Bandit 600cc

Flag History

TYPE	TIME OF DAY
GREEN	16:35:46.244
FINISH	16:47:01.907

Flag Statistics

TYPE	COUNT	TOTAL LAPS	TOTAL TIME
Green	1	10	12:23.261
Red	0	0	0.000
Safety Car	0	0	0.000
FCY	0	0	0.000

NG Road Racing - Rounds 6, 7 & 8 @ Pembrey
Bandit / F400 / V400 / National 600 / Clubman 600
Race 7 - STATISTICS

CLASS : FPR Suzuki Bandit Challenge

12 Starters

Fastest Lap History

NO	NAME	LAP TIME	TIME OF DAY	LAP	VEHICLE
111	Adrian O'CONNOR	1:07.435	16:38:06.082	2	Suzuki Bandit 600
29	Neil ATTENBOROUGH	1:07.208	16:38:06.225	2	Suzuki Bandit 600cc
29	Neil ATTENBOROUGH	1:06.938	16:39:13.162	3	Suzuki Bandit 600cc
111	Adrian O'CONNOR	1:06.919	16:40:20.626	4	Suzuki Bandit 600
78	Mark WARDLE	1:06.816	16:41:28.052	5	Suzuki Bandit 600
29	Neil ATTENBOROUGH	1:06.490	16:45:55.869	9	Suzuki Bandit 600cc
29	Neil ATTENBOROUGH	1:06.055	16:47:01.923	10	Suzuki Bandit 600cc

Leader History

NO	NAME	FROM LAP	LAPS LED	DISTANCE	VEHICLE
111	Adrian O'CONNOR	1	2	2.91 miles	Suzuki Bandit 600
29	Neil ATTENBOROUGH	3	8	11.64 miles	Suzuki Bandit 600cc

NG Road Racing - Rounds 6, 7 & 8 @ Pembrey
Bandit / F400 / V400 / National 600 / Clubman 600
Race 7 - STATISTICS

CLASS : F400

5 Starters

Fastest Lap History

NO	NAME	LAP TIME	TIME OF DAY	LAP	VEHICLE
988	Anthony NORTHOVER	1:08.323	16:38:08.839	2	Kawasaki Zxr 400
171	Dan HANBY	1:08.316	16:38:09.559	2	Yamaha fzr 409
48	Pete GIBSON	1:05.658	16:40:23.463	4	Honda VFR400

Leader History

NO	NAME	FROM LAP	LAPS LED	DISTANCE	VEHICLE
48	Pete GIBSON	1	1	1.45 miles	Honda VFR400
988	Anthony NORTHOVER	2	2	2.91 miles	Kawasaki Zxr 400
48	Pete GIBSON	4	7	10.19 miles	Honda VFR400

NG Road Racing - Rounds 6, 7 & 8 @ Pembrey
Bandit / F400 / V400 / National 600 / Clubman 600
Race 7 - STATISTICS

CLASS : V400

1 Starters

Fastest Lap History

NO	NAME	LAP TIME	TIME OF DAY	LAP	VEHICLE
24	Harley MORGAN	1:10.262	16:38:16.173	2	Honda VFR400R

Leader History

NO	NAME	FROM LAP	LAPS LED	DISTANCE	VEHICLE
24	Harley MORGAN	1	10	14.56 miles	Honda VFR400R

NG Road Racing - Rounds 6, 7 & 8 @ Pembrey

Bandit / F400 / V400 / National 600 / Clubman 600

Race 7 - LAP CHART

LAP 1 @ 16:36:58.631			LAP 4 @ 16:40:20.453			LAP 7 @ 16:43:42.189			LAP 10 @ 16:47:01.908		
NO	BEHIND	LAP TIME	NO	BEHIND	LAP TIME	NO	BEHIND	LAP TIME	NO	BEHIND	LAP TIME
111		1:12.386	29		1:07.306	29		1:07.486	29		1:06.055
29	0.370	1:12.756	111	0.157	1:06.919	78	0.512	1:07.523	78	1.341	1:06.707
78	0.652	1:13.038	78	0.769	1:07.214	48	0.781	1:07.210	48	1.569	1:06.632
9	1.355	1:13.741	48	2.989	1:05.658	111	2.973	1:10.135	111	5.757	1:08.556
48	1.734	1:14.120	988	5.491	1:08.199	171	5.295	1:06.966	171	6.216	1:06.681
988	1.854	1:14.240	171	5.822	1:08.273	77	1 Lap	1:20.885	988	18.456	1:08.469
171	2.604	1:14.990	9	7.410	1:09.390	988	11.114	1:09.883	9	18.632	1:08.305
58	3.451	1:15.837	96	7.805	1:09.310	9	11.754	1:08.353	96	19.318	1:07.985
96	3.555	1:15.941	54	7.939	1:09.222	96	12.226	1:08.494	54	19.645	1:07.938
54	3.672	1:16.058	35	8.277	1:08.165	35	12.433	1:08.406	35	19.796	1:08.295
35	3.894	1:16.280	58	11.637	1:10.287	54	12.791	1:08.262	58	29.908	1:09.074
85	4.522	1:16.908	83	12.549	1:10.369	85	20.097	1:09.779	85	30.925	1:10.185
83	4.995	1:17.381	85	12.678	1:10.094	17	20.421	1:10.090	17	31.686	1:10.152
17	5.538	1:17.924	17	13.492	1:10.738	58	20.757	1:10.652	83	32.355	1:11.011
510	6.527	1:18.913	510	17.920	1:11.221	83	21.017	1:10.218	24	44.563	1:12.770
24	7.268	1:19.654	24	18.049	1:11.062	24	29.243	1:10.974	510	46.740	1:13.001
50	7.288	1:19.674	50	20.097	1:12.110	510	31.064	1:11.416	77	1 Lap	1:21.204
77	13.707	1:26.093	77	50.936	1:20.485	50	35.824	1:12.579	50	54.561	1:12.742

LAP 2 @ 16:38:06.066			LAP 5 @ 16:41:27.493			LAP 8 @ 16:44:49.363		
NO	BEHIND	LAP TIME	NO	BEHIND	LAP TIME	NO	BEHIND	LAP TIME
111		1:07.435	29		1:07.040	29		1:07.174
29	0.143	1:07.208	111	0.155	1:07.038	78	0.412	1:07.074
78	0.660	1:07.443	78	0.545	1:06.816	48	0.718	1:07.111
9	2.604	1:08.684	48	1.974	1:06.025	111	2.686	1:06.887
988	2.742	1:08.323	171	6.089	1:07.307	171	5.792	1:07.671
48	3.074	1:08.775	988	6.605	1:08.154	988	13.532	1:09.592
171	3.485	1:08.316	9	9.222	1:08.852	9	14.725	1:10.145
96	4.095	1:07.975	96	9.727	1:08.962	96	15.155	1:10.103
54	4.635	1:08.398	54	9.857	1:08.958	35	15.319	1:10.060
35	5.823	1:09.364	35	10.197	1:08.960	54	15.567	1:09.950
58	6.135	1:10.119	58	14.596	1:09.999	77	1 Lap	1:19.362
85	7.048	1:09.961	85	14.915	1:09.277	85	22.845	1:09.922
83	7.227	1:09.667	83	15.508	1:09.999	17	23.053	1:09.806
17	7.625	1:09.522	17	15.833	1:09.381	58	23.276	1:09.693
510	9.847	1:10.755	24	22.191	1:11.182	83	23.599	1:09.756
24	10.095	1:10.262	510	23.096	1:12.216	24	32.805	1:10.736
50	11.030	1:11.177	50	25.435	1:12.378	510	34.705	1:10.815
77	25.438	1:19.166	77	1:04.017	1:20.121	50	41.714	1:13.064

LAP 3 @ 16:39:13.147			LAP 6 @ 16:42:34.703			LAP 9 @ 16:45:55.853		
NO	BEHIND	LAP TIME	NO	BEHIND	LAP TIME	NO	BEHIND	LAP TIME
29		1:06.938	29		1:07.210	29		1:06.490
111	0.544	1:07.625	111	0.324	1:07.379	78	0.689	1:06.767
78	0.861	1:07.282	78	0.475	1:07.140	48	0.992	1:06.764
988	4.598	1:08.937	48	1.057	1:06.293	111	3.256	1:07.060
48	4.637	1:08.644	171	5.815	1:06.936	171	5.590	1:06.288
171	4.855	1:08.451	988	8.717	1:09.322	988	16.042	1:09.000
9	5.326	1:09.803	9	10.887	1:08.875	9	16.382	1:08.147
96	5.801	1:08.787	96	11.218	1:08.701	96	17.388	1:08.723
54	6.023	1:08.469	35	11.513	1:08.526	35	17.556	1:08.727
35	7.418	1:08.676	54	12.015	1:09.368	54	17.762	1:08.685
58	8.656	1:09.602	58	17.591	1:10.205	85	26.795	1:10.440
83	9.486	1:09.340	85	17.804	1:10.099	58	26.889	1:10.103
85	9.890	1:09.923	17	17.817	1:09.194	83	27.399	1:10.290
17	10.060	1:09.516	83	18.285	1:09.987	17	27.589	1:11.026
510	14.005	1:11.239	24	25.755	1:10.774	77	1 Lap	1:19.987
24	14.293	1:11.279	510	27.134	1:11.248	24	37.848	1:11.533
50	15.293	1:11.344	50	30.731	1:12.506	510	39.794	1:11.579
77	37.757	1:19.400				50	47.874	1:12.650

Weather / Track : /

Results can be found at www.tsl-timing.com

Pembrey National: 1.4560 miles
Date: 25/05/2024 Start: 16:35 Finish: 16:47


Printed - 16:49 Saturday, 25 May 2024

NG Road Racing - Rounds 6, 7 & 8 @ Pembrey

Bandit / F400 / V400 / National 600 / Clubman 600

Race 18 - GRID (10 Laps)

ROW 6	18 77 Pete BRATCHELL	17 50 Kevin GALE	16 510 Kieran BARKER
ROW 5	15 24 Harley MORGAN	14 83 Ryan DONNELLY	13 17 Shane WATSON
ROW 4	12 85 Francesco ROSSATO	11 58 Grant DAVIES	10 35 Tim HAWKINS
ROW 3	9 54 Keith CHAMBERS	8 96 Craig HARRIS	7 9 Richard DAVIS
ROW 2	6 988 Anthony NORTHOVER	5 171 Dan HANBY	4 111 Adrian O'CONNOR
ROW 1	3 48 Pete GIBSON	2 78 Mark WARDLE	1 29 Neil ATTENBOROUGH
	Pole		



Pembrey National: 1.4560 miles

These results are provisional until the conclusion of any judicial and technical matters.

Clerk Of Course : Steve Solley

Stewards :

Timekeeper : NG Timekeepers

Results can be found at www.tsl-timing.com

Printed - 16:50 Saturday, 25 May 2024

NG Road Racing - Rounds 6, 7 & 8 @ Pembrey

Bandit / F400 / V400 / National 600 / Clubman 600

Race 18 - CLASSIFICATION

POS	NO	CL	PIC	NAME	ENTRY	LAPS	TIME	GAP	DIFF	MPH	BEST	ON
1	786	V400	1	Chris NORTHOVER	Honda VFR400R - Northover Small Engines	10	11:04.729			78.85	1:05.055	6
2	29	BAN	1	Neil ATTENBOROUGH	Suzuki Bandit 600cc - Heat Unlimited	10	11:10.796	6.067	6.067	78.13	1:06.082	2
3	48	F400	1	Pete GIBSON	Honda VFR400 -	10	11:11.197	6.468	0.401	78.09	1:05.817	9
4	78	BAN	2	Mark WARDLE	Suzuki Bandit 600 - Rooster Pig Racing	10	11:14.609	9.880	3.412	77.69	1:06.478	10
5	111	BAN	3	Adrian O'CONNOR	Suzuki Bandit 600 - Gracie & Quinn	10	11:21.652	16.923	7.043	76.89	1:07.045	8
6	988	F400	2	Anthony NORTHOVER	Kawasaki Zxr 400 - None	10	11:24.678	19.949	3.026	76.55	1:07.061	6
7	9	BAN	4	Richard DAVIS	Suzuki Bandit 600 - Trickabella Racing	10	11:33.397	28.668	8.719	75.59	1:08.248	6
8	54	BAN	5	Keith CHAMBERS	Suzuki Bandit 600cc - Second Gear	10	11:33.530	28.801	0.133	75.57	1:07.840	5
9	85	F400	3	Francesco ROSSATO	Zxr400. Class: F400. - RUROC	10	11:34.237	29.508	0.707	75.50	1:08.302	10
10	96	BAN	6	Craig HARRIS	Bandit 600 - Billingham Garage	10	11:34.733	30.004	0.496	75.44	1:07.759	6
11	58	BAN	7	Grant DAVIES	Suzuki bandit 600 - WWW Racing	10	11:35.012	30.283	0.279	75.41	1:08.141	6
12	35	BAN	8	Tim HAWKINS	Bandit 600 - None	10	11:36.521	31.792	1.509	75.25	1:07.916	6
13	510	BAN	9	Kieran BARKER	Bandit 600 - Philip Lund Motor Engineers Ltd	10	11:51.012	46.283	14.491	73.72	1:08.723	10
14	17	BAN	10	Shane WATSON	Suzuki Bandit 600 - Slims Racing	10	11:51.287	46.558	0.275	73.69	1:09.351	10
15	497	F400	4	Jonny NORTHOVER	Honda CBR 400 - NSE Racing	10	12:03.855	59.126	12.568	72.41	1:10.234	6
16	24	V400	2	Harley MORGAN	Honda VFR400R - Jill Thornton	10	12:06.141	1:01.412	2.286	72.18	1:10.728	5
17	50	BAN	11	Kevin GALE	Suzuki Bandit 600 - West Wales Motorcycles Ltd	10	12:08.911	1:04.182	2.770	71.90	1:11.205	3

NOT CLASSIFIED

DNF	171	F400		Dan HANBY	Yamaha fzr 409 - HD Masonary	5	5:38.021	5 Laps	5 Laps	77.53	1:05.136	5
DNF	83	F400		Ryan DONNELLY	Kawasaki ZXR400 - Sponsor Needed	1	3:40.883	9 Laps	4 Laps	23.73		

FASTEST LAP

786	V400	Chris NORTHOVER	Honda VFR400R - Northover Small Engines	6	1:05.055	80.57 mph	129.66 kph
171	F400	Dan HANBY	Yamaha fzr 409 - HD Masonary	5	1:05.136	80.47 mph	129.50 kph
29	BAN	Neil ATTENBOROUGH	Suzuki Bandit 600cc - Heat Unlimited	2	1:06.082	79.31 mph	127.65 kph

Class V400 - 92.5% of Race Speed = 72.93 mph

Class BAN - 92.5% of Race Speed = 72.27 mph

Class F400 - 92.5% of Race Speed = 72.23 mph

Weather / Track : Sunny / Dry

These results are provisional until the conclusion of any judicial and technical matters.

Race Distance: 10 Laps / 14.56 miles

Pembrey National: 1.4560 miles

Date: 26/05/2024 Start: 11:46 Finish: 11:57

Clerk Of Course : Steve Solley

Stewards :

Timekeeper : NG Timekeepers

Results can be found at www.tsl-timing.com

Printed - 11:59 Sunday, 26 May 2024

NG Road Racing - Rounds 6, 7 & 8 @ Pembrey

Bandit / F400 / V400 / National 600 / Clubman 600

Race 18 - LAP ANALYSIS

DIFF = Difference To Personal Best Lap

P1 786 Chris NORTHOVER				
LAP	LAP TIME	DIFF	MPH	TIME OF DAY
1 -	1:14.828	9.773	70.04	11:47:55.483
2 -	1:06.679	1.624	78.60	11:49:02.162
3 -	1:05.547	0.492	79.96	11:50:07.709
4 -	1:05.258	0.203	80.32	11:51:12.967
5 -	1:05.428	0.373	80.11	11:52:18.395
6 -	1:05.055 (1)		80.57	11:53:23.450
7 -	1:05.147 (3)	0.092	80.45	11:54:28.597
8 -	1:05.090 (2)	0.035	80.52	11:55:33.687
9 -	1:05.734	0.679	79.73	11:56:39.421
10 -	1:05.963	0.908	79.46	11:57:45.384

P2 29 Neil ATTENBOROUGH				
LAP	LAP TIME	DIFF	MPH	TIME OF DAY
1 -	1:11.267	5.185	73.54	11:47:51.922
2 -	1:06.082 (1)		79.31	11:48:58.004
3 -	1:07.094	1.012	78.12	11:50:05.098
4 -	1:06.570	0.488	78.73	11:51:11.668
5 -	1:06.639	0.557	78.65	11:52:18.307
6 -	1:06.616	0.534	78.68	11:53:24.923
7 -	1:06.338 (2)	0.256	79.01	11:54:31.261
8 -	1:07.000	0.918	78.23	11:55:38.261
9 -	1:06.785	0.703	78.48	11:56:45.046
10 -	1:06.405 (3)	0.323	78.93	11:57:51.451

P3 48 Pete GIBSON				
LAP	LAP TIME	DIFF	MPH	TIME OF DAY
1 -	1:12.437	6.620	72.36	11:47:53.092
2 -	1:07.208	1.391	77.99	11:49:00.300
3 -	1:07.358	1.541	77.81	11:50:07.658
4 -	1:07.174	1.357	78.03	11:51:14.832
5 -	1:06.221	0.404	79.15	11:52:21.053
6 -	1:06.604	0.787	78.69	11:53:27.657
7 -	1:05.901 (2)	0.084	79.53	11:54:33.558
8 -	1:05.925 (3)	0.108	79.50	11:55:39.483
9 -	1:05.817 (1)		79.63	11:56:45.300
10 -	1:06.552	0.735	78.75	11:57:51.852

P4 78 Mark WARDLE				
LAP	LAP TIME	DIFF	MPH	TIME OF DAY
1 -	1:11.825	5.347	72.97	11:47:52.480
2 -	1:07.320	0.842	77.86	11:48:59.800
3 -	1:06.974	0.496	78.26	11:50:06.774
4 -	1:07.337	0.859	77.84	11:51:14.111
5 -	1:06.835	0.357	78.42	11:52:20.946
6 -	1:07.884	1.406	77.21	11:53:28.830
7 -	1:06.826	0.348	78.43	11:54:35.656
8 -	1:06.624 (3)	0.146	78.67	11:55:42.280
9 -	1:06.506 (2)	0.028	78.81	11:56:48.786
10 -	1:06.478 (1)		78.84	11:57:55.264

P5 111 Adrian O'CONNOR				
LAP	LAP TIME	DIFF	MPH	TIME OF DAY
1 -	1:12.168	5.123	72.63	11:47:52.823
2 -	1:07.150 (3)	0.105	78.05	11:48:59.973
3 -	1:07.150 (3)	0.105	78.05	11:50:07.123
4 -	1:08.032	0.987	77.04	11:51:15.155
5 -	1:07.154	0.109	78.05	11:52:22.309
6 -	1:07.307	0.262	77.87	11:53:29.616
7 -	1:07.084 (2)	0.039	78.13	11:54:36.700

DIFF = Difference To Personal Best Lap

8 -	1:07.045 (1)		78.18	11:55:43.745
9 -	1:08.562	1.517	76.45	11:56:52.307
10 -	1:10.000	2.955	74.88	11:58:02.307

P6 988 Anthony NORTHOVER				
LAP	LAP TIME	DIFF	MPH	TIME OF DAY
1 -	1:14.696	7.635	70.17	11:47:55.351
2 -	1:08.559	1.498	76.45	11:49:03.910
3 -	1:10.088	3.027	74.78	11:50:13.998
4 -	1:07.677	0.616	77.45	11:51:21.675
5 -	1:07.084 (2)	0.023	78.13	11:52:28.759
6 -	1:07.061 (1)		78.16	11:53:35.820
7 -	1:07.206 (3)	0.145	77.99	11:54:43.026
8 -	1:07.330	0.269	77.84	11:55:50.356
9 -	1:07.608	0.547	77.52	11:56:57.964
10 -	1:07.369	0.308	77.80	11:58:05.333

P7 9 Richard DAVIS				
LAP	LAP TIME	DIFF	MPH	TIME OF DAY
1 -	1:14.096	5.848	70.74	11:47:54.751
2 -	1:08.979	0.731	75.98	11:49:03.730
3 -	1:10.056	1.808	74.82	11:50:13.786
4 -	1:08.792	0.544	76.19	11:51:22.578
5 -	1:08.253 (2)	0.005	76.79	11:52:30.831
6 -	1:08.248 (1)		76.80	11:53:39.079
7 -	1:08.590 (3)	0.342	76.41	11:54:47.669
8 -	1:08.981	0.733	75.98	11:55:56.650
9 -	1:08.754	0.506	76.23	11:57:05.404
10 -	1:08.648	0.400	76.35	11:58:14.052

P8 54 Keith CHAMBERS				
LAP	LAP TIME	DIFF	MPH	TIME OF DAY
1 -	1:14.287	6.447	70.55	11:47:54.942
2 -	1:08.936	1.096	76.03	11:49:03.878
3 -	1:09.667	1.827	75.23	11:50:13.545
4 -	1:09.289	1.449	75.64	11:51:22.834
5 -	1:07.840 (1)		77.26	11:52:30.674
6 -	1:08.719	0.879	76.27	11:53:39.393
7 -	1:08.733	0.893	76.26	11:54:48.126
8 -	1:08.697 (3)	0.857	76.30	11:55:56.823
9 -	1:08.929	1.089	76.04	11:57:05.752
10 -	1:08.433 (2)	0.593	76.59	11:58:14.185

P9 85 Francesco ROSSATO				
LAP	LAP TIME	DIFF	MPH	TIME OF DAY
1 -	1:16.564	8.262	68.46	11:47:57.219
2 -	1:08.365 (2)	0.063	76.67	11:49:05.584
3 -	1:08.733	0.431	76.26	11:50:14.317
4 -	1:08.733	0.431	76.26	11:51:23.050
5 -	1:08.380 (3)	0.078	76.65	11:52:31.430
6 -	1:08.987	0.685	75.97	11:53:40.417
7 -	1:08.724	0.422	76.27	11:54:49.141
8 -	1:08.997	0.695	75.96	11:55:58.138
9 -	1:08.452	0.150	76.57	11:57:06.590
10 -	1:08.302 (1)		76.74	11:58:14.892

P10 96 Craig HARRIS				
LAP	LAP TIME	DIFF	MPH	TIME OF DAY
1 -	1:16.105	8.346	68.87	11:47:56.760
2 -	1:08.513	0.754	76.50	11:49:05.273
3 -	1:09.746	1.987	75.15	11:50:15.019

NG Road Racing - Rounds 6, 7 & 8 @ Pembrey

Bandit / F400 / V400 / National 600 / Clubman 600

Race 18 - LAP ANALYSIS

DIFF = Difference To Personal Best Lap

4 -	1:08.983	1.224	75.98	11:51:24.002
5 -	1:07.991 (3)	0.232	77.09	11:52:31.993
6 -	1:07.759 (1)		77.35	11:53:39.752
7 -	1:09.261	1.502	75.67	11:54:49.013
8 -	1:09.509	1.750	75.40	11:55:58.522
9 -	1:08.929	1.170	76.04	11:57:07.451
10 -	1:07.937 (2)	0.178	77.15	11:58:15.388

P11 58 Grant DAVIES

LAP	LAP TIME	DIFF	MPH	TIME OF DAY
1 -	1:15.288	7.147	69.62	11:47:55.943
2 -	1:08.633	0.492	76.37	11:49:04.576
3 -	1:09.763	1.622	75.13	11:50:14.339
4 -	1:09.196	1.055	75.75	11:51:23.535
5 -	1:09.233	1.092	75.70	11:52:32.768
6 -	1:08.141 (1)		76.92	11:53:40.909
7 -	1:08.468 (3)	0.327	76.55	11:54:49.377
8 -	1:09.254	1.113	75.68	11:55:58.631
9 -	1:08.613	0.472	76.39	11:57:07.244
10 -	1:08.423 (2)	0.282	76.60	11:58:15.667

P12 35 Tim HAWKINS

LAP	LAP TIME	DIFF	MPH	TIME OF DAY
1 -	1:16.881	8.965	68.17	11:47:57.536
2 -	1:08.518 (2)	0.602	76.49	11:49:06.054
3 -	1:09.212	1.296	75.73	11:50:15.266
4 -	1:09.101	1.185	75.85	11:51:24.367
5 -	1:08.810	0.894	76.17	11:52:33.177
6 -	1:07.916 (1)		77.17	11:53:41.093
7 -	1:08.618 (3)	0.702	76.38	11:54:49.711
8 -	1:09.229	1.313	75.71	11:55:58.940
9 -	1:09.162	1.246	75.78	11:57:08.102
10 -	1:09.074	1.158	75.88	11:58:17.176

P13 510 Kieran BARKER

LAP	LAP TIME	DIFF	MPH	TIME OF DAY
1 -	1:19.790	11.067	65.69	11:48:00.445
2 -	1:10.842	2.119	73.99	11:49:11.287
3 -	1:11.070	2.347	73.75	11:50:22.357
4 -	1:12.082	3.359	72.71	11:51:34.439
5 -	1:10.710	1.987	74.12	11:52:45.149
6 -	1:09.430 (3)	0.707	75.49	11:53:54.579
7 -	1:09.561	0.838	75.35	11:55:04.140
8 -	1:09.436	0.713	75.48	11:56:13.576
9 -	1:09.368 (2)	0.645	75.56	11:57:22.944
10 -	1:08.723 (1)		76.27	11:58:31.667

P14 17 Shane WATSON

LAP	LAP TIME	DIFF	MPH	TIME OF DAY
1 -	1:17.447	8.096	67.67	11:47:58.102
2 -	1:10.036 (3)	0.685	74.84	11:49:08.138
3 -	1:09.850 (2)	0.499	75.04	11:50:17.988
4 -	1:10.900	1.549	73.92	11:51:28.888
5 -	1:10.852	1.501	73.97	11:52:39.740
6 -	1:11.134	1.783	73.68	11:53:50.874
7 -	1:10.472	1.121	74.37	11:55:01.346
8 -	1:10.655	1.304	74.18	11:56:12.001
9 -	1:10.590	1.239	74.25	11:57:22.591
10 -	1:09.351 (1)		75.58	11:58:31.942

DIFF = Difference To Personal Best Lap

P15 497 Jonny NORTHOVER				
LAP	LAP TIME	DIFF	MPH	TIME OF DAY
1 -	1:18.115	7.881	67.10	11:47:58.770
2 -	1:11.275	1.041	73.54	11:49:10.045
3 -	1:11.941	1.707	72.85	11:50:21.986
4 -	1:11.685	1.451	73.11	11:51:33.671
5 -	1:11.235 (3)	1.001	73.58	11:52:44.906
6 -	1:10.234 (1)		74.63	11:53:55.140
7 -	1:11.155 (2)	0.921	73.66	11:55:06.295
8 -	1:12.347	2.113	72.45	11:56:18.642
9 -	1:12.796	2.562	72.00	11:57:31.438
10 -	1:13.072	2.838	71.73	11:58:44.510

P16 24 Harley MORGAN

LAP	LAP TIME	DIFF	MPH	TIME OF DAY
1 -	1:21.548	10.820	64.27	11:48:02.203
2 -	1:12.011	1.283	72.78	11:49:14.214
3 -	1:11.106 (2)	0.378	73.71	11:50:25.320
4 -	1:11.636	0.908	73.16	11:51:36.956
5 -	1:10.728 (1)		74.10	11:52:47.684
6 -	1:11.926	1.198	72.87	11:53:59.610
7 -	1:11.779	1.051	73.02	11:55:11.389
8 -	1:12.147	1.419	72.65	11:56:23.536
9 -	1:11.480 (3)	0.752	73.32	11:57:35.016
10 -	1:11.780	1.052	73.02	11:58:46.796

P17 50 Kevin GALE

LAP	LAP TIME	DIFF	MPH	TIME OF DAY
1 -	1:20.890	9.685	64.79	11:48:01.545
2 -	1:11.398	0.193	73.41	11:49:12.943
3 -	1:11.205 (1)		73.61	11:50:24.148
4 -	1:11.419	0.214	73.39	11:51:35.567
5 -	1:11.396 (3)	0.191	73.41	11:52:46.963
6 -	1:11.271 (2)	0.066	73.54	11:53:58.234
7 -	1:12.487	1.282	72.31	11:55:10.721
8 -	1:13.352	2.147	71.45	11:56:24.073
9 -	1:12.624	1.419	72.17	11:57:36.697
10 -	1:12.869	1.664	71.93	11:58:49.566

P18 171 Dan HANBY

LAP	LAP TIME	DIFF	MPH	TIME OF DAY
1 -	1:12.709	7.573	72.08	11:47:53.364
2 -	1:07.055	1.919	78.16	11:49:00.419
3 -	1:06.812 (3)	1.676	78.45	11:50:07.231
4 -	1:06.309 (2)	1.173	79.04	11:51:13.540
5 -	1:05.136 (1)		80.47	11:52:18.676

P19 83 Ryan DONNELLY

LAP	LAP TIME	DIFF	MPH	TIME OF DAY
1 -	3:40.883 P		23.73	11:50:21.538

NG Road Racing - Rounds 6, 7 & 8 @ Pembrey
Bandit / F400 / V400 / National 600 / Clubman 600
Race 18 - STATISTICS

Competitors Started 19
Planned Start 2024-05-26 @ 11:40:00.000
Actual Start 2024-05-26 @ 11:46:40.654
Finish Time 2024-05-26 @ 11:57:45.383
Track Length 1.4560mi.
Total Laps 176
Total Distance Covered 256.2560mi.

Session Fastest Lap History

NO	CL	NAME	LAP TIME	TIME OF DAY	LAP	VEHICLE
29	FPR Suzuki	Neil ATTENBOROUGH	1:06.082	11:48:58.019	2	Suzuki Bandit 600cc
786		Chris NORTHOVER	1:05.547	11:50:07.709	3	Honda VFR400R
786		Chris NORTHOVER	1:05.258	11:51:12.981	4	Honda VFR400R
171		Dan HANBY	1:05.136	11:52:18.684	5	Yamaha fzs 409
786		Chris NORTHOVER	1:05.055	11:53:23.465	6	Honda VFR400R

Session Leader History

NO	CL	NAME	FROM LAP	LAPS LED	DISTANCE	VEHICLE
29	FPR Suzuki	Neil ATTENBOROUGH	1	5	7.28 miles	Suzuki Bandit 600cc
786		Chris NORTHOVER	6	5	7.28 miles	Honda VFR400R

Flag History

TYPE	TIME OF DAY
GREEN	11:46:40.654
FINISH	11:57:45.383

Flag Statistics

TYPE	COUNT	TOTAL LAPS	TOTAL TIME
Green	1	10	12:15.988
Red	0	0	0.000
Safety Car	0	0	0.000
FCY	0	0	0.000

NG Road Racing - Rounds 6, 7 & 8 @ Pembrey

Bandit / F400 / V400 / National 600 / Clubman 600

Race 18 - STATISTICS

CLASS : FPR Suzuki Bandit Challenge

11 Starters

Fastest Lap History

NO	NAME	LAP TIME	TIME OF DAY	LAP	VEHICLE
29	Neil ATTENBOROUGH	1:06.082	11:48:58.019	2	Suzuki Bandit 600cc

Leader History

NO	NAME	FROM LAP	LAPS LED	DISTANCE	VEHICLE
29	Neil ATTENBOROUGH	1	10	14.56 miles	Suzuki Bandit 600cc

NG Road Racing - Rounds 6, 7 & 8 @ Pembrey
Bandit / F400 / V400 / National 600 / Clubman 600
Race 18 - STATISTICS

CLASS : F400

6 Starters

Fastest Lap History

NO	NAME	LAP TIME	TIME OF DAY	LAP	VEHICLE
48	Pete GIBSON	1:07.208	11:49:00.321	2	Honda VFR400
171	Dan HANBY	1:07.055	11:49:00.419	2	Yamaha fzs 409
171	Dan HANBY	1:06.812	11:50:07.231	3	Yamaha fzs 409
171	Dan HANBY	1:06.309	11:51:13.548	4	Yamaha fzs 409
171	Dan HANBY	1:05.136	11:52:18.684	5	Yamaha fzs 409

Leader History

NO	NAME	FROM LAP	LAPS LED	DISTANCE	VEHICLE
48	Pete GIBSON	1	2	2.91 miles	Honda VFR400
171	Dan HANBY	3	3	4.36 miles	Yamaha fzs 409
48	Pete GIBSON	6	5	7.28 miles	Honda VFR400

NG Road Racing - Rounds 6, 7 & 8 @ Pembrey
Bandit / F400 / V400 / National 600 / Clubman 600
Race 18 - STATISTICS

CLASS : V400

2 Starters

Fastest Lap History

NO	NAME	LAP TIME	TIME OF DAY	LAP	VEHICLE
786	Chris NORTHOVER	1:06.679	11:49:02.176	2	Honda VFR400R
786	Chris NORTHOVER	1:05.547	11:50:07.709	3	Honda VFR400R
786	Chris NORTHOVER	1:05.258	11:51:12.981	4	Honda VFR400R
786	Chris NORTHOVER	1:05.055	11:53:23.465	6	Honda VFR400R

Leader History

NO	NAME	FROM LAP	LAPS LED	DISTANCE	VEHICLE
786	Chris NORTHOVER	1	10	14.56 miles	Honda VFR400R

NG Road Racing - Rounds 6, 7 & 8 @ Pembrey

Bandit / F400 / V400 / National 600 / Clubman 600

Race 18 - LAP CHART

LAP 1 @ 11:47:51.922

NO	BEHIND	LAP TIME
29		1:11.267
78	0.558	1:11.825
111	0.901	1:12.168
48	1.170	1:12.437
171	1.442	1:12.709
9	2.829	1:14.096
54	3.020	1:14.287
988	3.429	1:14.696
786	3.561	1:14.828
58	4.021	1:15.288
96	4.838	1:16.105
85	5.297	1:16.564
35	5.614	1:16.881
17	6.180	1:17.447
497	6.848	1:18.115
510	8.523	1:19.790
50	9.623	1:20.890
24	10.281	1:21.548

LAP 4 @ 11:51:11.668

NO	BEHIND	LAP TIME
29		1:06.570
786	1.299	1:05.258
171	1.872	1:06.309
78	2.443	1:07.337
48	3.164	1:07.174
111	3.487	1:08.032
988	10.007	1:07.677
9	10.910	1:08.792
54	11.166	1:09.289
85	11.382	1:08.733
58	11.867	1:09.196
96	12.334	1:08.983
35	12.699	1:09.101
17	17.220	1:10.900
497	22.003	1:11.685
510	22.771	1:12.082
50	23.899	1:11.419
24	25.288	1:11.636

LAP 7 @ 11:54:28.597

NO	BEHIND	LAP TIME
786		1:05.147
29	2.664	1:06.338
48	4.961	1:05.901
78	7.059	1:06.826
111	8.103	1:07.084
988	14.429	1:07.206
9	19.072	1:08.590
54	19.529	1:08.733
96	20.416	1:09.261
85	20.544	1:08.724
58	20.780	1:08.468
35	21.114	1:08.618
17	32.749	1:10.472
510	35.543	1:09.561
497	37.698	1:11.155
50	42.124	1:12.487
24	42.792	1:11.779

29	6.067	1:06.405
48	6.468	1:06.552
78	9.880	1:06.478
111	16.923	1:10.000
988	19.949	1:07.369
9	28.668	1:08.648
54	28.801	1:08.433
85	29.508	1:08.302
96	30.004	1:07.937
58	30.283	1:08.423
35	31.792	1:09.074
510	46.283	1:08.723
17	46.558	1:09.351
497	59.126	1:13.072
24	1:01.412	1:11.780
50	1:04.182	1:12.869

LAP 2 @ 11:48:58.004

NO	BEHIND	LAP TIME
29		1:06.082
78	1.796	1:07.320
111	1.969	1:07.150
48	2.296	1:07.208
171	2.415	1:07.055
786	4.158	1:06.679
9	5.726	1:08.979
54	5.874	1:08.936
988	5.906	1:08.559
58	6.572	1:08.633
96	7.269	1:08.513
85	7.580	1:08.365
35	8.050	1:08.518
17	10.134	1:10.036
497	12.041	1:11.275
510	13.283	1:10.842
50	14.939	1:11.398
24	16.210	1:12.011

LAP 5 @ 11:52:18.307

NO	BEHIND	LAP TIME
29		1:06.639
786	0.088	1:05.428
171	0.369	1:05.136
78	2.639	1:06.835
48	2.746	1:06.221
111	4.002	1:07.154
988	10.452	1:07.084
54	12.367	1:07.840
9	12.524	1:08.253
85	13.123	1:08.380
96	13.686	1:07.991
58	14.461	1:09.233
35	14.870	1:08.810
17	21.433	1:10.852
497	26.599	1:11.235
510	26.842	1:10.710
50	28.656	1:11.396
24	29.377	1:10.728

LAP 8 @ 11:55:33.687

NO	BEHIND	LAP TIME
786		1:05.090
29	4.574	1:07.000
48	5.796	1:05.925
78	8.593	1:06.624
111	10.058	1:07.045
988	16.669	1:07.330
9	22.963	1:08.981
54	23.136	1:08.697
85	24.451	1:08.997
96	24.835	1:09.509
58	24.944	1:09.254
35	25.253	1:09.229
17	38.314	1:10.655
510	39.889	1:09.436
497	44.955	1:12.347
24	49.849	1:12.147
50	50.386	1:13.352

LAP 3 @ 11:50:05.098

NO	BEHIND	LAP TIME
29		1:07.094
78	1.676	1:06.974
111	2.025	1:07.150
171	2.133	1:06.812
48	2.560	1:07.358
786	2.611	1:05.547
54	8.447	1:09.667
9	8.688	1:10.056
988	8.900	1:10.088
85	9.219	1:08.733
58	9.241	1:09.763
96	9.921	1:09.746
35	10.168	1:09.212
17	12.890	1:09.850
83	2 Laps	3:40.883 P
497	16.888	1:11.941
510	17.259	1:11.070
50	19.050	1:11.205
24	20.222	1:11.106

LAP 6 @ 11:53:23.450

NO	BEHIND	LAP TIME
786		1:05.055
29	1.473	1:06.616
48	4.207	1:06.604
78	5.380	1:07.884
111	6.166	1:07.307
988	12.370	1:07.061
9	15.629	1:08.248
54	15.943	1:08.719
96	16.302	1:07.759
85	16.967	1:08.987
58	17.459	1:08.141
35	17.643	1:07.916
17	27.424	1:11.134
510	31.129	1:09.430
497	31.690	1:10.234
50	34.784	1:11.271
24	36.160	1:11.926

LAP 9 @ 11:56:39.421

NO	BEHIND	LAP TIME
786		1:05.734
29	5.625	1:06.785
48	5.879	1:05.817
78	9.365	1:06.506
111	12.886	1:08.562
988	18.543	1:07.608
9	25.983	1:08.754
54	26.331	1:08.929
85	27.169	1:08.452
58	27.823	1:08.613
96	28.030	1:08.929
35	28.681	1:09.162
17	43.170	1:10.590
510	43.523	1:09.368
497	52.017	1:12.796
24	55.595	1:11.480
50	57.276	1:12.624

LAP 10 @ 11:57:45.384


NO	BEHIND	LAP TIME
786		1:05.963

NG Road Racing - Rounds 6, 7 & 8 @ Pembrey

Bandit / F400 / V400 / National 600 / Clubman 600

Race 28 - GRID (11 Laps)

ROW 6	17	50	Kevin GALE	16	24	Harley MORGAN			
ROW 5	15	497	Jonny NORTHOVER	14	17	Shane WATSON	13	510	Kieran BARKER
ROW 4	12	35	Tim HAWKINS	11	58	Grant DAVIES	10	96	Craig HARRIS
ROW 3	9	85	Francesco ROSSATO	8	54	Keith CHAMBERS	7	9	Richard DAVIS
ROW 2	6	988	Anthony NORTHOVER	5	111	Adrian O'CONNOR	4	78	Mark WARDLE
ROW 1	3	48	Pete GIBSON	2	29	Neil ATTENBOROUGH	1	786	Chris NORTHOVER
Pole									



Pembrey National: 1.4560 miles

These results are provisional until the conclusion of any judicial and technical matters.

Clerk Of Course : Steve Solley

Stewards :

Timekeeper : NG Timekeepers

Results can be found at www.tsl-timing.com

Printed - 12:00 Sunday, 26 May 2024

NG Road Racing - Rounds 6, 7 & 8 @ Pembrey

Bandit / F400 / V400 / National 600 / Clubman 600

Race 28 - CLASSIFICATION

POS	NO	CL	PIC	NAME	ENTRY	LAPS	TIME	GAP	DIFF	MPH	BEST	ON
1	786	V400	1	Chris NORTHOVER	Honda VFR400R - Northover Small Engines	11	12:14.991			78.44	1:05.510	11
2	48	F400	1	Pete GIBSON	Honda VFR400 -	11	12:15.241	0.250	0.250	78.41	1:05.609	6
3	171	F400	2	Dan HANBY	Yamaha fzr 409 - HD Masonary	11	12:21.828	6.837	6.587	77.72	1:05.541	5
4	29	BAN	1	Neil ATTENBOROUGH	Suzuki Bandit 600cc - Heat Unlimited	11	12:23.779	8.788	1.951	77.51	1:06.771	11
5	78	BAN	2	Mark WARDLE	Suzuki Bandit 600 - Rooster Pig Racing	11	12:26.671	11.680	2.892	77.21	1:06.993	11
6	988	F400	3	Anthony NORTHOVER	Kawasaki Zxr 400 - None	11	12:30.503	15.512	3.832	76.82	1:06.773	5
7	9	BAN	3	Richard DAVIS	Suzuki Bandit 600 - Trickabella Racing	11	12:41.768	26.777	11.265	75.68	1:07.938	10
8	111	BAN	4	Adrian O'CONNOR	Suzuki Bandit 600 - Gracie & Quinn	11	12:41.797	26.806	0.029	75.68	1:07.511	8
9	96	BAN	5	Craig HARRIS	Bandit 600 - Billingham Garage	11	12:42.305	27.314	0.508	75.63	1:08.090	8
10	35	BAN	6	Tim HAWKINS	Bandit 600 - None	11	12:48.373	33.382	6.068	75.03	1:08.500	7
11	58	BAN	7	Grant DAVIES	Suzuki bandit 600 - WWW Racing	11	12:48.827	33.836	0.454	74.99	1:08.725	8
12	85	F400	4	Francesco ROSSATO	Zxr400. Class: F400. - RUROC	11	12:57.363	42.372	8.536	74.17	1:08.766	10
13	24	V400	2	Harley MORGAN	Honda VFR400R - Jill Thornton	11	13:05.294	50.303	7.931	73.42	1:10.008	6
14	17	BAN	8	Shane WATSON	Suzuki Bandit 600 - Slims Racing	11	13:08.233	53.242	2.939	73.14	1:09.740	9
15	497	F400	5	Jonny NORTHOVER	Honda CBR 400 - NSE Racing	11	13:08.801	53.810	0.568	73.09	1:10.289	9
16	510	BAN	9	Kieran BARKER	Bandit 600 - Philip Lund Motor Engineers Ltd	11	13:09.175	54.184	0.374	73.06	1:10.284	11

NOT CLASSIFIED

DNF	54	BAN		Keith CHAMBERS	Suzuki Bandit 600cc - Second Gear	9	10:30.109	2 Laps	2 Laps	74.86	1:08.448	8
-----	----	-----	--	----------------	-----------------------------------	---	-----------	--------	--------	-------	----------	---

FASTEST LAP

786	V400	Chris NORTHOVER	Honda VFR400R - Northover Small Engines	11	1:05.510	80.01 mph	128.76 kph
171	F400	Dan HANBY	Yamaha fzr 409 - HD Masonary	5	1:05.541	79.97 mph	128.70 kph
29	BAN	Neil ATTENBOROUGH	Suzuki Bandit 600cc - Heat Unlimited	11	1:06.771	78.50 mph	126.33 kph

85 - FRANCESCO ROSSATO - JUMP START - 10 SECOND PENALTY

Class V400 - 92.5% of Race Speed = 72.55 mph

Class F400 - 92.5% of Race Speed = 72.52 mph

Class BAN - 92.5% of Race Speed = 71.69 mph

Race Distance: 11 Laps / 16.01 miles

Pembrey National: 1.4560 miles

Date: 26/05/2024 Start: 15:31 Finish: 15:44

Weather / Track : Sunny / Dry

These results are provisional until the conclusion of any judicial and technical matters.

Clerk Of Course : Steve Solley	Stewards :	Timekeeper : NG Timekeepers
--------------------------------	------------	-----------------------------

Results can be found at www.tsl-timing.com

Printed - 15:47 Sunday, 26 May 2024

NG Road Racing - Rounds 6, 7 & 8 @ Pembrey

Bandit / F400 / V400 / National 600 / Clubman 600

Race 28 - LAP ANALYSIS

DIFF = Difference To Personal Best Lap

P1 786 Chris NORTHOVER				
LAP	LAP TIME	DIFF	MPH	TIME OF DAY
1 -	1:11.463	5.953	73.34	15:33:07.068
2 -	1:07.160	1.650	78.04	15:34:14.228
3 -	1:06.408	0.898	78.93	15:35:20.636
4 -	1:06.313	0.803	79.04	15:36:26.949
5 -	1:06.176	0.666	79.20	15:37:33.125
6 -	1:05.994 (3)	0.484	79.42	15:38:39.119
7 -	1:06.457	0.947	78.87	15:39:45.576
8 -	1:06.924	1.414	78.32	15:40:52.500
9 -	1:06.698	1.188	78.58	15:41:59.198
10 -	1:05.888 (2)	0.378	79.55	15:43:05.086
11 -	1:05.510 (1)		80.01	15:44:10.596

P2 48 Pete GIBSON				
LAP	LAP TIME	DIFF	MPH	TIME OF DAY
1 -	1:11.790	6.181	73.01	15:33:07.395
2 -	1:07.304	1.695	77.87	15:34:14.699
3 -	1:07.100	1.491	78.11	15:35:21.799
4 -	1:06.516	0.907	78.80	15:36:28.315
5 -	1:06.306	0.697	79.05	15:37:34.621
6 -	1:05.609 (1)		79.89	15:38:40.230
7 -	1:05.840 (2)	0.231	79.61	15:39:46.070
8 -	1:06.287	0.678	79.07	15:40:52.357
9 -	1:06.556	0.947	78.75	15:41:58.913
10 -	1:06.037	0.428	79.37	15:43:04.950
11 -	1:05.896 (3)	0.287	79.54	15:44:10.846

P3 171 Dan HANBY				
LAP	LAP TIME	DIFF	MPH	TIME OF DAY
1 -	1:16.188	10.647	68.79	15:33:11.793
2 -	1:08.814	3.273	76.17	15:34:20.607
3 -	1:07.263	1.722	77.92	15:35:27.870
4 -	1:06.110	0.569	79.28	15:36:33.980
5 -	1:05.541 (1)		79.97	15:37:39.521
6 -	1:06.597	1.056	78.70	15:38:46.118
7 -	1:06.361	0.820	78.98	15:39:52.479
8 -	1:06.299	0.758	79.06	15:40:58.778
9 -	1:06.082 (3)	0.541	79.31	15:42:04.860
10 -	1:05.948 (2)	0.407	79.48	15:43:10.808
11 -	1:06.625	1.084	78.67	15:44:17.433

P4 29 Neil ATTENBOROUGH				
LAP	LAP TIME	DIFF	MPH	TIME OF DAY
1 -	1:11.622	4.851	73.18	15:33:07.227
2 -	1:07.279	0.508	77.90	15:34:14.506
3 -	1:07.124	0.353	78.08	15:35:21.630
4 -	1:07.124	0.353	78.08	15:36:28.754
5 -	1:07.019 (3)	0.248	78.21	15:37:35.773
6 -	1:07.201	0.430	77.99	15:38:42.974
7 -	1:07.396	0.625	77.77	15:39:50.370
8 -	1:07.415	0.644	77.75	15:40:57.785
9 -	1:07.839	1.068	77.26	15:42:05.624
10 -	1:06.989 (2)	0.218	78.24	15:43:12.613
11 -	1:06.771 (1)		78.50	15:44:19.384

P5 78 Mark WARDLE				
LAP	LAP TIME	DIFF	MPH	TIME OF DAY
1 -	1:12.688	5.695	72.11	15:33:08.293
2 -	1:07.714	0.721	77.40	15:34:16.007
3 -	1:07.298	0.305	77.88	15:35:23.305

DIFF = Difference To Personal Best Lap

4 -	1:07.177	0.184	78.02	15:36:30.482
5 -	1:07.284	0.291	77.90	15:37:37.766
6 -	1:07.723	0.730	77.39	15:38:45.489
7 -	1:07.793	0.800	77.31	15:39:53.282
8 -	1:07.146 (3)	0.153	78.06	15:41:00.428
9 -	1:07.777	0.784	77.33	15:42:08.205
10 -	1:07.078 (2)	0.085	78.14	15:43:15.283
11 -	1:06.993 (1)		78.24	15:44:22.276

P6 988 Anthony NORTHOVER				
LAP	LAP TIME	DIFF	MPH	TIME OF DAY
1 -	1:14.484	7.711	70.37	15:33:10.089
2 -	1:07.689	0.916	77.43	15:34:17.778
3 -	1:07.503	0.730	77.64	15:35:25.281
4 -	1:07.102 (2)	0.329	78.11	15:36:32.383
5 -	1:06.773 (1)		78.49	15:37:39.156
6 -	1:07.627	0.854	77.50	15:38:46.783
7 -	1:07.310 (3)	0.537	77.87	15:39:54.093
8 -	1:07.825	1.052	77.28	15:41:01.918
9 -	1:07.788	1.015	77.32	15:42:09.706
10 -	1:08.262	1.489	76.78	15:43:17.968
11 -	1:08.140	1.367	76.92	15:44:26.108

P7 9 Richard DAVIS				
LAP	LAP TIME	DIFF	MPH	TIME OF DAY
1 -	1:14.338	6.400	70.50	15:33:09.943
2 -	1:09.381	1.443	75.54	15:34:19.324
3 -	1:08.463	0.525	76.56	15:35:27.787
4 -	1:08.727	0.789	76.26	15:36:36.514
5 -	1:10.262	2.324	74.60	15:37:46.776
6 -	1:08.796	0.858	76.19	15:38:55.572
7 -	1:08.251	0.313	76.79	15:40:03.823
8 -	1:08.094 (3)	0.156	76.97	15:41:11.917
9 -	1:07.995 (2)	0.057	77.08	15:42:19.912
10 -	1:07.938 (1)		77.15	15:43:27.850
11 -	1:09.523	1.585	75.39	15:44:37.373

P8 111 Adrian O'CONNOR				
LAP	LAP TIME	DIFF	MPH	TIME OF DAY
1 -	1:15.120	7.609	69.77	15:33:10.725
2 -	1:08.980	1.469	75.98	15:34:19.705
3 -	1:08.828	1.317	76.15	15:35:28.533
4 -	1:08.191 (3)	0.680	76.86	15:36:36.724
5 -	1:09.417	1.906	75.50	15:37:46.141
6 -	1:08.174 (2)	0.663	76.88	15:38:54.315
7 -	1:08.365	0.854	76.67	15:40:02.680
8 -	1:07.511 (1)		77.64	15:41:10.191
9 -	1:08.514	1.003	76.50	15:42:18.705
10 -	1:08.780	1.269	76.20	15:43:27.485
11 -	1:09.917	2.406	74.96	15:44:37.402

P9 96 Craig HARRIS				
LAP	LAP TIME	DIFF	MPH	TIME OF DAY
1 -	1:14.975	6.885	69.91	15:33:10.580
2 -	1:08.611	0.521	76.39	15:34:19.191
3 -	1:09.203	1.113	75.74	15:35:28.394
4 -	1:08.634	0.544	76.37	15:36:37.028
5 -	1:08.980	0.890	75.98	15:37:46.008
6 -	1:08.730	0.640	76.26	15:38:54.738
7 -	1:08.236 (2)	0.146	76.81	15:40:02.974
8 -	1:08.090 (1)		76.98	15:41:11.064
9 -	1:09.236	1.146	75.70	15:42:20.300

NG Road Racing - Rounds 6, 7 & 8 @ Pembrey

Bandit / F400 / V400 / National 600 / Clubman 600

Race 28 - LAP ANALYSIS

DIFF = Difference To Personal Best Lap

10 -	1:08.471 (3)	0.381	76.55	15:43:28.771
11 -	1:09.139	1.049	75.81	15:44:37.910

P10 35 Tim HAWKINS				
LAP	LAP TIME	DIFF	MPH	TIME OF DAY
1 -	1:16.760	8.260	68.28	15:33:12.365
2 -	1:09.201	0.701	75.74	15:34:21.566
3 -	1:10.050	1.550	74.82	15:35:31.616
4 -	1:08.958	0.458	76.01	15:36:40.574
5 -	1:09.525	1.025	75.39	15:37:50.099
6 -	1:08.859 (3)	0.359	76.12	15:38:58.958
7 -	1:08.500 (1)		76.51	15:40:07.458
8 -	1:09.024	0.524	75.93	15:41:16.482
9 -	1:09.015	0.515	75.94	15:42:25.497
10 -	1:08.702 (2)	0.202	76.29	15:43:34.199
11 -	1:09.779	1.279	75.11	15:44:43.978

P11 58 Grant DAVIES				
LAP	LAP TIME	DIFF	MPH	TIME OF DAY
1 -	1:15.669	6.944	69.26	15:33:11.274
2 -	1:09.768	1.043	75.12	15:34:21.042
3 -	1:09.553	0.828	75.36	15:35:30.595
4 -	1:09.533	0.808	75.38	15:36:40.128
5 -	1:09.775	1.050	75.12	15:37:49.903
6 -	1:09.483	0.758	75.43	15:38:59.386
7 -	1:09.001	0.276	75.96	15:40:08.387
8 -	1:08.725 (1)		76.26	15:41:17.112
9 -	1:08.862 (2)	0.137	76.11	15:42:25.974
10 -	1:08.875 (3)	0.150	76.10	15:43:34.849
11 -	1:09.583	0.858	75.32	15:44:44.432

P12 85 Francesco ROSSATO				
LAP	LAP TIME	DIFF	MPH	TIME OF DAY
1 -	1:16.057	7.291	68.91	15:33:11.662
2 -	1:09.550	0.784	75.36	15:34:21.212
3 -	1:09.605	0.839	75.30	15:35:30.817
4 -	1:09.483	0.717	75.43	15:36:40.300
5 -	1:08.857 (3)	0.091	76.12	15:37:49.157
6 -	1:09.012	0.246	75.95	15:38:58.169
7 -	1:09.061	0.295	75.89	15:40:07.230
8 -	1:08.892	0.126	76.08	15:41:16.122
9 -	1:08.848 (2)	0.082	76.13	15:42:24.970
10 -	1:08.766 (1)		76.22	15:43:33.736
11 -	1:09.232	0.466	75.71	15:44:42.968

P13 24 Harley MORGAN				
LAP	LAP TIME	DIFF	MPH	TIME OF DAY
1 -	1:18.727	8.719	66.57	15:33:14.332
2 -	1:10.862	0.854	73.96	15:34:25.194
3 -	1:10.991	0.983	73.83	15:35:36.185
4 -	1:10.834	0.826	73.99	15:36:47.019
5 -	1:10.306 (3)	0.298	74.55	15:37:57.325
6 -	1:10.008 (1)		74.87	15:39:07.333
7 -	1:10.182 (2)	0.174	74.68	15:40:17.515
8 -	1:11.221	1.213	73.59	15:41:28.736
9 -	1:10.457	0.449	74.39	15:42:39.193
10 -	1:11.031	1.023	73.79	15:43:50.224
11 -	1:10.675	0.667	74.16	15:45:00.899

DIFF = Difference To Personal Best Lap

P14 17 Shane WATSON				
LAP	LAP TIME	DIFF	MPH	TIME OF DAY
1 -	1:17.718	7.978	67.44	15:33:13.323
2 -	1:19.236	9.496	66.15	15:34:32.559
3 -	1:09.821 (2)	0.081	75.07	15:35:42.380
4 -	1:10.661	0.921	74.17	15:36:53.041
5 -	1:10.211	0.471	74.65	15:38:03.252
6 -	1:10.171	0.431	74.69	15:39:13.423
7 -	1:10.116	0.376	74.75	15:40:23.539
8 -	1:10.413	0.673	74.44	15:41:33.952
9 -	1:09.740 (1)		75.15	15:42:43.692
10 -	1:10.156	0.416	74.71	15:43:53.848
11 -	1:09.990 (3)	0.250	74.89	15:45:03.838

P15 497 Jonny NORTHOVER				
LAP	LAP TIME	DIFF	MPH	TIME OF DAY
1 -	1:18.183	7.894	67.04	15:33:13.788
2 -	1:10.799	0.510	74.03	15:34:24.587
3 -	1:11.482	1.193	73.32	15:35:36.069
4 -	1:10.793	0.504	74.04	15:36:46.862
5 -	1:10.800	0.511	74.03	15:37:57.662
6 -	1:10.350 (2)	0.061	74.50	15:39:08.012
7 -	1:10.485 (3)	0.196	74.36	15:40:18.497
8 -	1:11.192	0.903	73.62	15:41:29.689
9 -	1:10.289 (1)		74.57	15:42:39.978
10 -	1:13.387	3.098	71.42	15:43:53.365
11 -	1:11.041	0.752	73.78	15:45:04.406

P16 510 Kieran BARKER				
LAP	LAP TIME	DIFF	MPH	TIME OF DAY
1 -	1:17.628	7.344	67.52	15:33:13.233
2 -	1:15.044	4.760	69.84	15:34:28.277
3 -	1:10.661	0.377	74.17	15:35:38.938
4 -	1:11.530	1.246	73.27	15:36:50.468
5 -	1:10.749	0.465	74.08	15:38:01.217
6 -	1:10.512 (3)	0.228	74.33	15:39:11.729
7 -	1:10.789	0.505	74.04	15:40:22.518
8 -	1:10.519	0.235	74.32	15:41:33.037
9 -	1:10.415 (2)	0.131	74.43	15:42:43.452
10 -	1:11.044	0.760	73.77	15:43:54.496
11 -	1:10.284 (1)		74.57	15:45:04.780

P17 54 Keith CHAMBERS				
LAP	LAP TIME	DIFF	MPH	TIME OF DAY
1 -	1:16.490	8.042	68.52	15:33:12.095
2 -	1:09.791	1.343	75.10	15:34:21.886
3 -	1:09.492	1.044	75.42	15:35:31.378
4 -	1:09.495	1.047	75.42	15:36:40.873
5 -	1:09.485	1.037	75.43	15:37:50.358
6 -	1:09.285	0.837	75.65	15:38:59.643
7 -	1:08.883 (3)	0.435	76.09	15:40:08.526
8 -	1:08.448 (1)		76.57	15:41:16.974
9 -	1:08.740 (2)	0.292	76.25	15:42:25.714

NG Road Racing - Rounds 6, 7 & 8 @ Pembrey

Bandit / F400 / V400 / National 600 / Clubman 600

Race 28 - STATISTICS

Competitors Started 17
Planned Start 2024-05-26 @ 15:46:00.000
Actual Start 2024-05-26 @ 15:31:55.604
Finish Time 2024-05-26 @ 15:44:10.595
Track Length 1.4560mi.
Total Laps 185
Total Distance Covered 269.3600mi.

Session Fastest Lap History

NO	CL	NAME	LAP TIME	TIME OF DAY	LAP	VEHICLE
786		Chris NORTHOVER	1:07.160	15:34:14.243	2	Honda VFR400R
786		Chris NORTHOVER	1:06.408	15:35:20.650	3	Honda VFR400R
786		Chris NORTHOVER	1:06.313	15:36:26.964	4	Honda VFR400R
171		Dan HANBY	1:06.110	15:36:33.988	4	Yamaha fzs 409
171		Dan HANBY	1:05.541	15:37:39.529	5	Yamaha fzs 409
786		Chris NORTHOVER	1:05.510	15:44:10.611	11	Honda VFR400R

Session Leader History

NO	CL	NAME	FROM LAP	LAPS LED	DISTANCE	VEHICLE
786		Chris NORTHOVER	1	7	10.19 miles	Honda VFR400R
48		Pete GIBSON	8	3	4.36 miles	Honda VFR400
786		Chris NORTHOVER	11	1	1.45 miles	Honda VFR400R

Flag History

TYPE	TIME OF DAY
GREEN	15:31:55.604
FINISH	15:44:10.595

Flag Statistics

TYPE	COUNT	TOTAL LAPS	TOTAL TIME
Green	1	11	14:07.670
Red	0	0	0.000
Safety Car	0	0	0.000
FCY	0	0	0.000

NG Road Racing - Rounds 6, 7 & 8 @ Pembrey
Bandit / F400 / V400 / National 600 / Clubman 600
Race 28 - STATISTICS

CLASS : FPR Suzuki Bandit Challenge

10 Starters

Fastest Lap History

NO	NAME	LAP TIME	TIME OF DAY	LAP	VEHICLE
29	Neil ATTENBOROUGH	1:07.279	15:34:14.522	2	Suzuki Bandit 600cc
29	Neil ATTENBOROUGH	1:07.124	15:35:21.646	3	Suzuki Bandit 600cc
29	Neil ATTENBOROUGH	1:07.019	15:37:35.789	5	Suzuki Bandit 600cc
29	Neil ATTENBOROUGH	1:06.989	15:43:12.629	10	Suzuki Bandit 600cc
29	Neil ATTENBOROUGH	1:06.771	15:44:19.400	11	Suzuki Bandit 600cc

Leader History

NO	NAME	FROM LAP	LAPS LED	DISTANCE	VEHICLE
29	Neil ATTENBOROUGH	1	11	16.01 miles	Suzuki Bandit 600cc

NG Road Racing - Rounds 6, 7 & 8 @ Pembrey
Bandit / F400 / V400 / National 600 / Clubman 600
Race 28 - STATISTICS

CLASS : F400

5 Starters

Fastest Lap History

NO	NAME	LAP TIME	TIME OF DAY	LAP	VEHICLE
48	Pete GIBSON	1:07.304	15:34:14.719	2	Honda VFR400
48	Pete GIBSON	1:07.100	15:35:21.820	3	Honda VFR400
48	Pete GIBSON	1:06.516	15:36:28.336	4	Honda VFR400
171	Dan HANBY	1:06.110	15:36:33.988	4	Yamaha fzs 409
171	Dan HANBY	1:05.541	15:37:39.529	5	Yamaha fzs 409

Leader History

NO	NAME	FROM LAP	LAPS LED	DISTANCE	VEHICLE
48	Pete GIBSON	1	11	16.01 miles	Honda VFR400

NG Road Racing - Rounds 6, 7 & 8 @ Pembrey
Bandit / F400 / V400 / National 600 / Clubman 600
Race 28 - STATISTICS

CLASS : V400

2 Starters

Fastest Lap History

NO	NAME	LAP TIME	TIME OF DAY	LAP	VEHICLE
786	Chris NORTHOVER	1:07.160	15:34:14.243	2	Honda VFR400R
786	Chris NORTHOVER	1:06.408	15:35:20.650	3	Honda VFR400R
786	Chris NORTHOVER	1:06.313	15:36:26.964	4	Honda VFR400R
786	Chris NORTHOVER	1:06.176	15:37:33.139	5	Honda VFR400R
786	Chris NORTHOVER	1:05.994	15:38:39.134	6	Honda VFR400R
786	Chris NORTHOVER	1:05.888	15:43:05.086	10	Honda VFR400R
786	Chris NORTHOVER	1:05.510	15:44:10.611	11	Honda VFR400R

Leader History

NO	NAME	FROM LAP	LAPS LED	DISTANCE	VEHICLE
786	Chris NORTHOVER	1	11	16.01 miles	Honda VFR400R

NG Road Racing - Rounds 6, 7 & 8 @ Pembrey

Bandit / F400 / V400 / National 600 / Clubman 600

Race 28 - LAP CHART

LAP 1 @ 15:33:07.068

NO	BEHIND	LAP TIME
786		1:11.463
29	0.159	1:11.622
48	0.327	1:11.790
78	1.225	1:12.688
9	2.875	1:14.338
988	3.021	1:14.484
96	3.512	1:14.975
111	3.657	1:15.120
58	4.206	1:15.669
85	4.594	1:16.057
171	4.725	1:16.188
54	5.027	1:16.490
35	5.297	1:16.760
510	6.165	1:17.628
17	6.255	1:17.718
497	6.720	1:18.183
24	7.264	1:18.727

LAP 2 @ 15:34:14.228

NO	BEHIND	LAP TIME
786		1:07.160
29	0.278	1:07.279
48	0.471	1:07.304
78	1.779	1:07.714
988	3.550	1:07.689
96	4.963	1:08.611
9	5.096	1:09.381
111	5.477	1:08.980
171	6.379	1:08.814
58	6.814	1:09.768
85	6.984	1:09.550
35	7.338	1:09.201
54	7.658	1:09.791
497	10.359	1:10.799
24	10.966	1:10.862
510	14.049	1:15.044
17	18.331	1:19.236

LAP 3 @ 15:35:20.636

NO	BEHIND	LAP TIME
786		1:06.408
29	0.994	1:07.124
48	1.163	1:07.100
78	2.669	1:07.298
988	4.645	1:07.503
9	7.151	1:08.463
171	7.234	1:07.263
96	7.758	1:09.203
111	7.897	1:08.828
58	9.959	1:09.553
85	10.181	1:09.605
54	10.742	1:09.492
35	10.980	1:10.050
497	15.433	1:11.482
24	15.549	1:10.991
510	18.302	1:10.661
17	21.744	1:09.821

LAP 4 @ 15:36:26.949

NO	BEHIND	LAP TIME
786		1:06.313

48	1.366	1:06.516
29	1.805	1:07.124
78	3.533	1:07.177
988	5.434	1:07.102
171	7.031	1:06.110
9	9.565	1:08.727
111	9.775	1:08.191
96	10.079	1:08.634
58	13.179	1:09.533
85	13.351	1:09.483
35	13.625	1:08.958
54	13.924	1:09.495
497	19.913	1:10.793
24	20.070	1:10.834
510	23.519	1:11.530
17	26.092	1:10.661

LAP 5 @ 15:37:33.125

NO	BEHIND	LAP TIME
786		1:06.176
48	1.496	1:06.306
29	2.648	1:07.019
78	4.641	1:07.284
988	6.031	1:06.773
171	6.396	1:05.541
96	12.883	1:08.980
111	13.016	1:09.417
9	13.651	1:10.262
85	16.032	1:08.857
58	16.778	1:09.775
35	16.974	1:09.525
54	17.233	1:09.485
24	24.200	1:10.306
497	24.537	1:10.800
510	28.092	1:10.749
17	30.127	1:10.211

LAP 6 @ 15:38:39.119

NO	BEHIND	LAP TIME
786		1:05.994
48	1.111	1:05.609
29	3.855	1:07.201
78	6.370	1:07.723
171	6.999	1:06.597
988	7.664	1:07.627
111	15.196	1:08.174
96	15.619	1:08.730
9	16.453	1:08.796
85	19.050	1:09.012
35	19.839	1:08.859
58	20.267	1:09.483
54	20.524	1:09.285
24	28.214	1:10.008
497	28.893	1:10.350
510	32.610	1:10.512
17	34.304	1:10.171

LAP 7 @ 15:39:45.576

NO	BEHIND	LAP TIME
786		1:06.457
48	0.494	1:05.840
29	4.794	1:07.396
171	6.903	1:06.361
78	7.706	1:07.793

988	8.517	1:07.310
111	17.104	1:08.365
96	17.398	1:08.236
9	18.247	1:08.251
85	21.654	1:09.061
35	21.882	1:08.500
58	22.811	1:09.001
54	22.950	1:08.883
24	31.939	1:10.182
497	32.921	1:10.485
510	36.942	1:10.789
17	37.963	1:10.116

LAP 8 @ 15:40:52.357

NO	BEHIND	LAP TIME
48		1:06.287
786	0.143	1:06.924
29	5.428	1:07.415
171	6.421	1:06.299
78	8.071	1:07.146
988	9.561	1:07.825
111	17.834	1:07.511
96	18.707	1:08.090
9	19.560	1:08.094
85	23.765	1:08.892
35	24.125	1:09.024
54	24.617	1:08.448
58	24.755	1:08.725
24	36.379	1:11.221
497	37.332	1:11.192
510	40.680	1:10.519
17	41.595	1:10.413

LAP 9 @ 15:41:58.913

NO	BEHIND	LAP TIME
48		1:06.556
786	0.285	1:06.698
171	5.947	1:06.082
29	6.711	1:07.839
78	9.292	1:07.777
988	10.793	1:07.788
111	19.792	1:08.514
9	20.999	1:07.995
96	21.387	1:09.236
85	26.057	1:08.848
35	26.584	1:09.015
54	26.801	1:08.740
58	27.061	1:08.862
24	40.280	1:10.457
497	41.065	1:10.289
510	44.539	1:10.415
17	44.779	1:09.740

LAP 10 @ 15:43:04.950

NO	BEHIND	LAP TIME
48		1:06.037
786	0.136	1:05.888
171	5.858	1:05.948
29	7.663	1:06.989
78	10.333	1:07.078
988	13.018	1:08.262
111	22.535	1:08.780
9	22.900	1:07.938
96	23.821	1:08.471

LAP 11 @ 15:44:10.596

NO	BEHIND	LAP TIME
786		1:05.510
48	0.250	1:05.896
171	6.837	1:06.625
29	8.788	1:06.771
78	11.680	1:06.993
988	15.512	1:08.140
9	26.777	1:09.523
111	26.806	1:09.917
96	27.314	1:09.139
85	32.372	1:09.232
35	33.382	1:09.779
58	33.836	1:09.583
24	50.303	1:10.675
17	53.242	1:09.990
497	53.810	1:11.041
510	54.184	1:10.284