



RE PERFORMANCE POWERBIKE & NL MOTOR SERVICES SOUND OF THUNDER



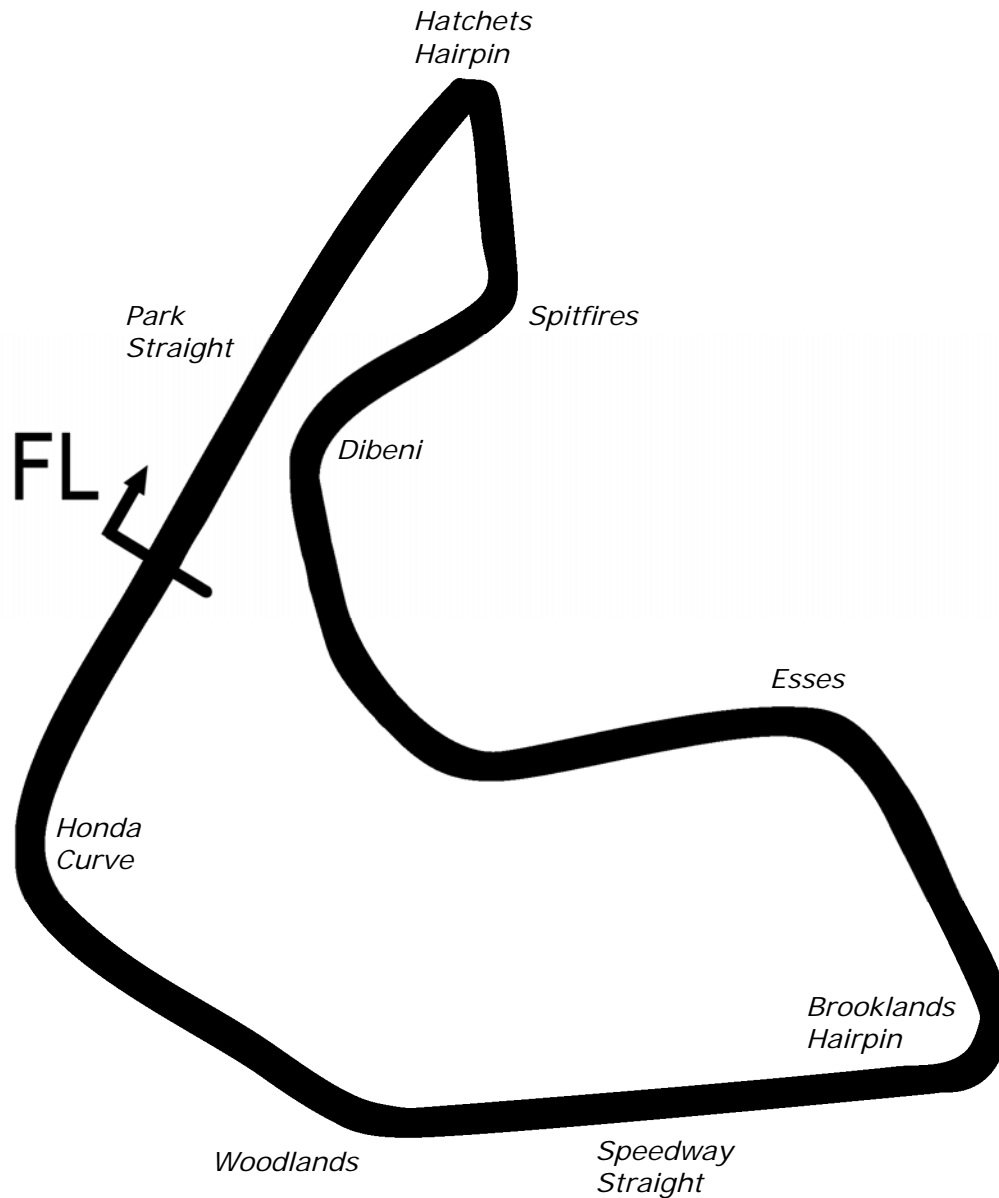
NG Road Racing – Round 6, 7 & 8
Pembrey
25-26 May 2024



Timing & Results Provided by Timing Solutions Ltd

www.tsl-timing.com

Pembrey



Length	1.4560 miles	2343.2 m	
FL		51.70587 N	4.32386 W
Pit Entry	2067m	51.70391 N	4.32452 W
Pit Exit	100m after FL	51.70664 N	4.32301 W
Pit Entry–Pit Exit 337m, 24.3s @50kph, 20.2s @60kph			

NG Road Racing - Rounds 6, 7 & 8 @ Pembrey

Powerbike / Sound of Thunder

TQ9 Qualifying - CLASSIFICATION

POS	NO	CL	PIC NAME	ENTRY	TIME	ON	LAPS	GAP	DIFF	MPH
1	45	PB	1 Daniel NELMES	Yamaha R1 - Thruster Racing	59.134	3	6			88.63
2	906	PB	2 Tyson LEWIS	BMW S1000rr - HV Solutions	1:01.054	6	8	1.920	1.920	85.85
3	25	PB	3 Howard BURCHNALL	Suzuki GSXR 1000R - HB.RACING	1:01.386	8	10	2.252	0.332	85.38
4	93	PB	4 Stuart COOKE	Yamaha r1 1000 - Arrows	1:01.526	5	6	2.392	0.140	85.19
5	11	PB	5 Chris POPE	Yamaha R1 - A F B Motorcycles	1:01.777	2	4	2.643	0.251	84.84
6	317	SOT	1 Caleb WILLIAMS	Triumph Daytona - MPLG construction	1:02.089	9	9	2.955	0.312	84.42
7	37	SOT	2 Chace COLLYMORE	Aprilia rs660 - Grandma and Grandad	1:02.208	3	9	3.074	0.119	84.25
8	303	SOT	3 Jay ABLE	Triumph Daytona 675 - Able Racing	1:02.943	9	9	3.809	0.735	83.27
9	105	PB	6 Dave LINDSAY	Yamaha R1 1000 - DT racing	1:02.962	6	7	3.828	0.019	83.25
10	116	PB	7 Ade WALBRIDGE	Yamaha R1 1000cc - 3 Bridges Racing	1:03.312	6	9	4.178	0.350	82.78
11	89	SOT	4 Aaron MATTHEWS	Triumph Daytona 675 - Fix auto aberdare	1:03.349	8	9	4.215	0.037	82.74
12	28	SOT	5 Ben BROADWAY	Ducati 848 - Broadway Racing	1:03.661	6	10	4.527	0.312	82.33
13	7	PB	8 Mark BALL	BMW S1000RR - Bec/Jesse/Harrison	1:03.791	8	8	4.657	0.130	82.16
14	92	SOT	6 Gary CUTTS	Triumph 765 RS 765CC - None	1:04.427	8	9	5.293	0.636	81.35
15	74	SOT	7 Ben VARLEY	Ducati Oanigale V2 955cc - FWR	1:04.491	3	8	5.357	0.064	81.27
16	118	SOT	8 Jodie FIELDHOUSE	Aprilia RS660 - GoPinkRacing	1:05.063	6	8	5.929	0.572	80.56
17	44	SOT	9 Charlie WHITE	Ducati v2 - True Heroes Racing	1:05.559	5	9	6.425	0.496	79.95
18	16	SOT	10 Phillip SMALLMAN	KTM 690 Duke -	1:06.206	5	9	7.072	0.647	79.17
19	991	SOT	11 Daniel CLEARY	BMW F900 -	1:06.850	8	9	7.716	0.644	78.40
20	199	PB	9 Byron WOODSFORD	S1000rr BMW - BRW Racing	1:12.803	2	3	13.669	5.953	71.99
21	48	SOT	12 Chris DUGGAN	Ducati 959 - True hero racing	1:15.274	8	8	16.140	2.471	69.63

Weather / Track : Sunny / Dry

These results are provisional until the conclusion of any judicial and technical matters.

Pembrey National: 1.4560 miles
Date: 25/05/2024 Start: 14:06 Finish: 14:16

Clerk Of Course : Steve Solley

Stewards :

Timekeeper : NG Timekeepers

Results can be found at www.tsl-timing.com

Printed - 14:18 Saturday, 25 May 2024

NG Road Racing - Rounds 6, 7 & 8 @ Pembrey

Powerbike / Sound of Thunder

TQ9 Qualifying - LAP ANALYSIS

DIFF = Difference To Personal Best Lap

P1 45 Daniel NELMES				
LAP	LAP TIME	DIFF	MPH	TIME OF DAY
1 -	1:06.927	7.793	78.31	14:07:24.360
2 -	1:00.269 (3)	1.135	86.97	14:08:24.629
3 -	59.134 (1)		88.63	14:09:23.763
4 -	1:00.325	1.191	86.88	14:10:24.088
5 -	59.363 (2)	0.229	88.29	14:11:23.451
6 -	1:12.184 P	13.050	72.61	14:12:35.635

P2 906 Tyson LEWIS				
LAP	LAP TIME	DIFF	MPH	TIME OF DAY
1 -	1:01.524	0.470	85.19	14:08:20.320
2 -	1:01.356	0.302	85.42	14:09:21.676
3 -	1:04.399	3.345	81.39	14:10:26.075
4 -	1:01.576	0.522	85.12	14:11:27.651
5 -	1:01.271 (3)	0.217	85.54	14:12:28.922
6 -	1:01.054 (1)		85.85	14:13:29.976
7 -	1:01.074 (2)	0.020	85.82	14:14:31.050
8 -	1:48.009 P	46.955	48.52	14:16:19.059

P3 25 Howard BURCHNALL				
LAP	LAP TIME	DIFF	MPH	TIME OF DAY
1 -	1:10.765	9.379	74.07	14:07:26.359
2 -	1:02.767	1.381	83.50	14:08:29.126
3 -	1:02.296	0.910	84.14	14:09:31.422
4 -	1:01.838	0.452	84.76	14:10:33.260
5 -	1:01.820	0.434	84.78	14:11:35.080
6 -	1:01.603 (3)	0.217	85.08	14:12:36.683
7 -	1:01.394 (2)	0.008	85.37	14:13:38.077
8 -	1:01.386 (1)		85.38	14:14:39.463
9 -	1:02.456	1.070	83.92	14:15:41.919
10 -	1:03.552	2.166	82.47	14:16:45.471

P4 93 Stuart COOKE				
LAP	LAP TIME	DIFF	MPH	TIME OF DAY
1 -	1:01.970	0.444	84.58	14:08:21.507
2 -	1:02.028 (3)	0.502	84.50	14:09:23.535
3 -	1:02.767	1.241	83.50	14:10:26.302
4 -	1:01.769 (2)	0.243	84.85	14:11:28.071
5 -	1:01.526 (1)		85.19	14:12:29.597
6 -	1:53.191 P	51.665	46.30	14:14:22.788

P5 11 Chris POPE				
LAP	LAP TIME	DIFF	MPH	TIME OF DAY
1 -	1:09.292	7.515	75.64	14:07:27.516
2 -	1:01.777 (1)		84.84	14:08:29.293
3 -	1:02.346 (2)	0.569	84.07	14:09:31.639
4 -	1:16.612 P	14.835	68.41	14:10:48.251

P6 317 Caleb WILLIAMS				
LAP	LAP TIME	DIFF	MPH	TIME OF DAY
1 -	1:15.237	13.148	69.66	14:08:11.110
2 -	1:05.490	3.401	80.03	14:09:16.600
3 -	1:03.815	1.726	82.13	14:10:20.415
4 -	1:02.939	0.850	83.28	14:11:23.354
5 -	1:02.297 (3)	0.208	84.13	14:12:25.651
6 -	1:02.299	0.210	84.13	14:13:27.950
7 -	1:02.261 (2)	0.172	84.18	14:14:30.211
8 -	1:02.343	0.254	84.07	14:15:32.554
9 -	1:02.089 (1)		84.42	14:16:34.643

DIFF = Difference To Personal Best Lap

P7 37 Chace COLLYMORE				
LAP	LAP TIME	DIFF	MPH	TIME OF DAY
1 -	1:12.669	10.461	72.12	14:07:36.338
2 -	1:02.805	0.597	83.45	14:08:39.143
3 -	1:02.208 (1)		84.25	14:09:41.351
4 -	1:02.935	0.727	83.28	14:10:44.286
5 -	1:02.391 (3)	0.183	84.01	14:11:46.677
6 -	1:02.262 (2)	0.054	84.18	14:12:48.939
7 -	1:02.488	0.280	83.88	14:13:51.427
8 -	1:02.626	0.418	83.69	14:14:54.053
9 -	1:23.576 P	21.368	62.71	14:16:17.629

P8 303 Jay ABLE				
LAP	LAP TIME	DIFF	MPH	TIME OF DAY
1 -	1:22.814	19.871	63.29	14:07:39.181
2 -	1:10.200	7.257	74.66	14:08:49.381
3 -	1:05.697	2.754	79.78	14:09:55.078
4 -	1:04.472	1.529	81.30	14:10:59.550
5 -	1:04.011	1.068	81.88	14:12:03.561
6 -	1:03.557 (3)	0.614	82.47	14:13:07.118
7 -	1:04.081	1.138	81.79	14:14:11.199
8 -	1:02.968 (2)	0.025	83.24	14:15:14.167
9 -	1:02.943 (1)		83.27	14:16:17.110

P9 105 Dave LINDSAY				
LAP	LAP TIME	DIFF	MPH	TIME OF DAY
1 -	1:15.982	13.020	68.98	14:07:39.185
2 -	1:07.297	4.335	77.88	14:08:46.482
3 -	1:04.807	1.845	80.88	14:09:51.289
4 -	1:03.136 (2)	0.174	83.02	14:10:54.425
5 -	1:03.262 (3)	0.300	82.85	14:11:57.687
6 -	1:02.962 (1)		83.25	14:13:00.649
7 -	1:26.518 P	23.556	60.58	14:14:27.167

P10 116 Ade WALBRIDGE				
LAP	LAP TIME	DIFF	MPH	TIME OF DAY
1 -	1:10.402	7.090	74.45	14:07:30.162
2 -	1:03.331 (2)	0.019	82.76	14:08:33.493
3 -	1:03.722	0.410	82.25	14:09:37.215
4 -	1:03.594 (3)	0.282	82.42	14:10:40.809
5 -	1:04.329	1.017	81.48	14:11:45.138
6 -	1:03.312 (1)		82.78	14:12:48.450
7 -	1:03.763	0.451	82.20	14:13:52.213
8 -	1:03.615	0.303	82.39	14:14:55.828
9 -	1:24.691 P	21.379	61.89	14:16:20.519

P11 89 Aaron MATTHEWS				
LAP	LAP TIME	DIFF	MPH	TIME OF DAY
1 -	1:10.648	7.299	74.19	14:07:48.296
2 -	1:04.345	0.996	81.46	14:08:52.641
3 -	1:04.294	0.945	81.52	14:09:56.935
4 -	1:04.940	1.591	80.71	14:11:01.875
5 -	1:04.800	1.451	80.88	14:12:06.675
6 -	1:04.169 (3)	0.820	81.68	14:13:10.844
7 -	1:03.795 (2)	0.446	82.16	14:14:14.639
8 -	1:03.349 (1)		82.74	14:15:17.988
9 -	1:04.182	0.833	81.66	14:16:22.170

NG Road Racing - Rounds 6, 7 & 8 @ Pembrey

Powerbike / Sound of Thunder

TQ9 Qualifying - LAP ANALYSIS

DIFF = Difference To Personal Best Lap

P12 28 Ben BROADWAY				
LAP	LAP TIME	DIFF	MPH	TIME OF DAY
1 -	1:15.306	11.645	69.60	14:07:28.110
2 -	1:05.030	1.369	80.60	14:08:33.140
3 -	1:04.681	1.020	81.03	14:09:37.821
4 -	1:03.854 (3)	0.193	82.08	14:10:41.675
5 -	1:04.276	0.615	81.54	14:11:45.951
6 -	1:03.661 (1)		82.33	14:12:49.612
7 -	1:03.701 (2)	0.040	82.28	14:13:53.313
8 -	1:03.869	0.208	82.06	14:14:57.182
9 -	1:04.264	0.603	81.56	14:16:01.446
10 -	1:04.556	0.895	81.19	14:17:06.002

P13 7 Mark BALL				
LAP	LAP TIME	DIFF	MPH	TIME OF DAY
1 -	1:16.712	12.921	68.32	14:07:39.447
2 -	1:07.265	3.474	77.92	14:08:46.712
3 -	1:04.991 (3)	1.200	80.65	14:09:51.703
4 -	1:05.295	1.504	80.27	14:10:56.998
5 -	1:54.777 P	50.986	45.66	14:12:51.775
6 -	1:12.501	8.710	72.29	14:14:04.276
7 -	1:04.440 (2)	0.649	81.34	14:15:08.716
8 -	1:03.791 (1)		82.16	14:16:12.507

P14 92 Gary CUTTS				
LAP	LAP TIME	DIFF	MPH	TIME OF DAY
1 -	1:16.895	12.468	68.16	14:07:38.325
2 -	1:07.226	2.799	77.96	14:08:45.551
3 -	1:05.362	0.935	80.19	14:09:50.913
4 -	1:05.440	1.013	80.09	14:10:56.353
5 -	1:04.457 (2)	0.030	81.31	14:12:00.810
6 -	1:06.142	1.715	79.24	14:13:06.952
7 -	1:04.725	0.298	80.98	14:14:11.677
8 -	1:04.427 (1)		81.35	14:15:16.104
9 -	1:04.585 (3)	0.158	81.15	14:16:20.689

P15 74 Ben VARLEY				
LAP	LAP TIME	DIFF	MPH	TIME OF DAY
1 -	1:17.182	12.691	67.91	14:07:39.786
2 -	1:08.191	3.700	76.86	14:08:47.977
3 -	1:04.491 (1)		81.27	14:09:52.468
4 -	1:05.027	0.536	80.60	14:10:57.495
5 -	1:04.567 (2)	0.076	81.18	14:12:02.062
6 -	1:05.675	1.184	79.81	14:13:07.737
7 -	1:04.978 (3)	0.487	80.66	14:14:12.715
8 -	1:43.367 P	38.876	50.70	14:15:56.082

P16 118 Jodie FIELDHOUSE				
LAP	LAP TIME	DIFF	MPH	TIME OF DAY
1 -	1:21.083	16.020	64.64	14:09:05.790
2 -	1:07.330	2.267	77.84	14:10:13.120
3 -	1:06.577	1.514	78.72	14:11:19.697
4 -	1:05.874	0.811	79.57	14:12:25.571
5 -	1:05.766 (3)	0.703	79.70	14:13:31.337
6 -	1:05.063 (1)		80.56	14:14:36.400
7 -	1:05.669 (2)	0.606	79.81	14:15:42.069
8 -	1:06.856	1.793	78.40	14:16:48.925

DIFF = Difference To Personal Best Lap

P17 44 Charlie WHITE				
LAP	LAP TIME	DIFF	MPH	TIME OF DAY
1 -	1:18.132	12.573	67.08	14:07:40.643
2 -	1:08.989	3.430	75.97	14:08:49.632
3 -	1:06.585	1.026	78.72	14:09:56.217
4 -	1:05.776 (2)	0.217	79.68	14:11:01.993
5 -	1:05.559 (1)		79.95	14:12:07.552
6 -	1:06.294	0.735	79.06	14:13:13.846
7 -	1:07.032	1.473	78.19	14:14:20.878
8 -	1:08.374	2.815	76.66	14:15:29.252
9 -	1:06.222 (3)	0.663	79.15	14:16:35.474

P18 16 Phillip SMALLMAN				
LAP	LAP TIME	DIFF	MPH	TIME OF DAY
1 -	1:18.996	12.790	66.35	14:07:39.019
2 -	1:07.500	1.294	77.65	14:08:46.519
3 -	1:07.025	0.819	78.20	14:09:53.544
4 -	1:06.745	0.539	78.53	14:11:00.289
5 -	1:06.206 (1)		79.17	14:12:06.495
6 -	1:06.477 (2)	0.271	78.84	14:13:12.972
7 -	1:07.526	1.320	77.62	14:14:20.498
8 -	1:06.726 (3)	0.520	78.55	14:15:27.224
9 -	1:06.815	0.609	78.44	14:16:34.039

P19 991 Daniel CLEARY				
LAP	LAP TIME	DIFF	MPH	TIME OF DAY
1 -	1:16.547	9.697	68.47	14:08:11.574
2 -	1:07.639	0.789	77.49	14:09:19.213
3 -	1:07.187	0.337	78.01	14:10:26.400
4 -	1:07.079 (2)	0.229	78.14	14:11:33.479
5 -	1:08.863	2.013	76.11	14:12:42.342
6 -	1:07.901	1.051	77.19	14:13:50.243
7 -	1:08.044	1.194	77.03	14:14:58.287
8 -	1:06.850 (1)		78.40	14:16:05.137
9 -	1:07.121 (3)	0.271	78.09	14:17:12.258

P20 199 Byron WOODSFORD				
LAP	LAP TIME	DIFF	MPH	TIME OF DAY
1 -	1:41.304	28.501	51.74	14:08:00.369
2 -	1:12.803 (1)		71.99	14:09:13.172
3 -	1:21.214 P	8.411	64.54	14:10:34.386

P21 48 Chris DUGGAN				
LAP	LAP TIME	DIFF	MPH	TIME OF DAY
1 -	1:26.681	11.407	60.47	14:08:00.489
2 -	1:18.502	3.228	66.77	14:09:18.991
3 -	1:17.517	2.243	67.61	14:10:36.508
4 -	1:16.186	0.912	68.80	14:11:52.694
5 -	1:15.708	0.434	69.23	14:13:08.402
6 -	1:15.335 (2)	0.061	69.57	14:14:23.737
7 -	1:15.659 (3)	0.385	69.27	14:15:39.396
8 -	1:15.274 (1)		69.63	14:16:54.670

NG Road Racing - Rounds 6, 7 & 8 @ Pembrey

Powerbike / Sound of Thunder

TQ9 Qualifying - STATISTICS

Competitors Started 21
Planned Start 2024-05-25 @ 12:38:00.000
Actual Start 2024-05-25 @ 14:06:12.472
Finish Time 2024-05-25 @ 14:16:12.472
Track Length 1.4560mi.
Total Laps 167
Total Distance Covered 243.1520mi.

Session Fastest Lap History

NO	CL	NAME	LAP TIME	TIME OF DAY	LAP	VEHICLE
45		Daniel NELMES	1:00.269	14:08:24.646	2	Yamaha R1
45		Daniel NELMES	59.134	14:09:23.780	3	Yamaha R1

Flag History

TYPE	TIME OF DAY
GREEN	14:06:12.472
FINISH	14:16:12.472

Flag Statistics

TYPE	COUNT	TOTAL LAPS	TOTAL TIME
Green	1	10	11:37.724
Red	0	0	0.000
Safety Car	0	0	0.000
FCY	0	0	0.000

NG Road Racing - Rounds 6, 7 & 8 @ Pembrey

Powerbike / Sound of Thunder

TQ9 Qualifying - STATISTICS

CLASS : Sound of Thunder

12 Starters

Fastest Lap History

NO	NAME	LAP TIME	TIME OF DAY	LAP	VEHICLE
28	Ben BROADWAY	1:05.030	14:08:33.151	2	Ducati 848
37	Chace COLLYMORE	1:02.805	14:08:39.175	2	Aprilia rs660
37	Chace COLLYMORE	1:02.208	14:09:41.383	3	Aprilia rs660
317	Caleb WILLIAMS	1:02.089	14:16:34.665	9	Triumph Daytona

NG Road Racing - Rounds 6, 7 & 8 @ Pembrey

Powerbike / Sound of Thunder

TQ9 Qualifying - STATISTICS

CLASS : PB

9 Starters

Fastest Lap History


NO	NAME	LAP TIME	TIME OF DAY	LAP	VEHICLE
45	Daniel NELMES	1:00.269	14:08:24.646	2	Yamaha R1
45	Daniel NELMES	59.134	14:09:23.780	3	Yamaha R1

NG Road Racing - Rounds 6, 7 & 8 @ Pembrey

Powerbike / Sound of Thunder

Race 9 - GRID (10 Laps)

ROW 7	21	48 Chris DUGGAN	20	199 Byron WOODSFORD	19	991 Daniel CLEARY
ROW 6	18	16 Phillip SMALLMAN	17	44 Charlie WHITE	16	118 Jodie FIELDHOUSE
ROW 5	15	74 Ben VARLEY	14	92 Gary CUTTS	13	7 Mark BALL
ROW 4	12	28 Ben BROADWAY	11	89 Aaron MATTHEWS	10	116 Ade WALBRIDGE
ROW 3	9	105 Dave LINDSAY	8	303 Jay ABLE	7	37 Chace COLLYMORE
ROW 2	6	317 Caleb WILLIAMS	5	11 Chris POPE	4	93 Stuart COOKE
ROW 1	3	25 Howard BURCHNALL	2	906 Tyson LEWIS	1	45 Daniel NELMES
						Pole



Pembrey National: 1.4560 miles

Results can be found at www.tsl-timing.com

Printed - 14:20 Saturday, 25 May 2024

NG Road Racing - Rounds 6, 7 & 8 @ Pembrey

Powerbike / Sound of Thunder

Race 9 - CLASSIFICATION

POS	NO	CL	PIC NAME	ENTRY	LAPS	TIME	GAP	DIFF	MPH	BEST	ON
1	45	PB	1 Daniel NELMES	Yamaha R1 - Thruster Racing	10	10:11.730			85.68	1:00.189	3
2	906	PB	2 Tyson LEWIS	BMW S1000rr - HV Solutions	10	10:18.758	7.028	7.028	84.71	1:01.019	2
3	25	PB	3 Howard BURCHNALL	Suzuki GSXR 1000R - HB.RACING	10	10:23.104	11.374	4.346	84.12	1:01.387	5
4	11	PB	4 Chris POPE	Yamaha R1 - A F B Motorcycles	10	10:23.325	11.595	0.221	84.09	1:00.860	8
5	37	SOT	1 Chace COLLYMORE	Aprilia rs660 - Grandma and Grandad	10	10:23.965	12.235	0.640	84.00	1:00.872	9
6	93	PB	5 Stuart COOKE	Yamaha r1 1000 - Arrows	10	10:26.061	14.331	2.096	83.72	1:01.229	9
7	303	SOT	2 Jay ABLE	Triumph Daytona 675 - Able Racing	10	10:26.255	14.525	0.194	83.69	1:01.212	8
8	89	SOT	3 Aaron MATTHEWS	Triumph Daytona 675 - Fix auto aberdare	10	10:34.649	22.919	8.394	82.59	1:02.229	9
9	116	PB	6 Ade WALBRIDGE	Yamaha R1 1000cc - 3 Bridges Racing	10	10:36.331	24.601	1.682	82.37	1:02.540	3
10	28	SOT	4 Ben BROADWAY	Ducati 848 - Broadway Racing	10	10:40.251	28.521	3.920	81.86	1:02.808	10
11	74	SOT	5 Ben VARLEY	Ducati Oanigale V2 955cc - FWR	10	10:40.680	28.950	0.429	81.81	1:02.658	5
12	105	PB	7 Dave LINDSAY	Yamaha R1 1000 - DT racing	10	10:43.096	31.366	2.416	81.50	1:02.958	7
13	7	PB	8 Mark BALL	BMW S1000RR - Bec/Jesse/Harrison	10	10:50.966	39.236	7.870	80.52	1:03.579	7
14	92	SOT	6 Gary CUTTS	Triumph 765 RS 765CC - None	10	10:55.165	43.435	4.199	80.00	1:04.355	7
15	16	SOT	7 Phillip SMALLMAN	KTM 690 Duke -	10	11:06.071	54.341	10.906	78.69	1:05.349	9
16	118	SOT	8 Jodie FIELDHOUSE	Aprilia RS660 -	10	11:06.817	55.087	0.746	78.60	1:05.316	7
17	44	SOT	9 Charlie WHITE	Ducati v2 - True Heroes Racing	10	11:10.249	58.519	3.432	78.20	1:05.816	7
18	48	SOT	10 Chris DUGGAN	Ducati 959 - True hero racing	9	11:10.284	1 Lap	1 Lap	70.37	1:13.028	6

NOT CLASSIFIED

DNF	991	SOT	Daniel CLEARY	BMW F900 -	0						
DNF	92	SOT	Gary CUTTS	Triumph 765 RS 765cc -	0						

FASTEST LAP

45	PB	Daniel NELMES	Yamaha R1 - Thruster Racing	3	1:00.189	87.08 mph	140.15 kph
37	SOT	Chace COLLYMORE	Aprilia rs660 - Grandma and Grandad	9	1:00.872	86.10 mph	138.57 kph

Class PB - 92.5% of Race Speed = 79.25 mph
Class SOT - 92.5% of Race Speed = 77.70 mph

Weather / Track : Bright / Dry

These results are provisional until the conclusion of any judicial and technical matters.

Race Distance: 10 Laps / 14.56 miles

Pembrey National: 1.4560 miles

Date: 25/05/2024 Start: 17:10 Finish: 17:20

Clerk Of Course : Steve Solley

Stewards :

Timekeeper : NG Timekeepers

Results can be found at www.tsl-timing.com

Printed - 17:27 Saturday, 25 May 2024

NG Road Racing - Rounds 6, 7 & 8 @ Pembrey

Powerbike / Sound of Thunder

Race 9 - LAP ANALYSIS

DIFF = Difference To Personal Best Lap

P1 45 Daniel NELMES				
LAP	LAP TIME	DIFF	MPH	TIME OF DAY
1 -	1:03.601	3.412	82.41	17:11:18.596
2 -	1:00.203 (2)	0.014	87.06	17:12:18.799
3 -	1:00.189 (1)		87.08	17:13:18.988
4 -	1:00.395 (3)	0.206	86.78	17:14:19.383
5 -	1:00.558	0.369	86.55	17:15:19.941
6 -	1:01.184	0.995	85.66	17:16:21.125
7 -	1:00.516	0.327	86.61	17:17:21.641
8 -	1:01.665	1.476	85.00	17:18:23.306
9 -	1:00.970	0.781	85.97	17:19:24.276
10 -	1:02.449	2.260	83.93	17:20:26.725

P2 906 Tyson LEWIS				
LAP	LAP TIME	DIFF	MPH	TIME OF DAY
1 -	1:05.773	4.754	79.69	17:11:20.768
2 -	1:01.019 (1)		85.90	17:12:21.787
3 -	1:01.339	0.320	85.45	17:13:23.126
4 -	1:01.205 (3)	0.186	85.64	17:14:24.331
5 -	1:01.023 (2)	0.004	85.89	17:15:25.354
6 -	1:02.115	1.096	84.38	17:16:27.469
7 -	1:01.555	0.536	85.15	17:17:29.024
8 -	1:01.550	0.531	85.16	17:18:30.574
9 -	1:01.460	0.441	85.28	17:19:32.034
10 -	1:01.719	0.700	84.92	17:20:33.753

P3 25 Howard BURCHNALL				
LAP	LAP TIME	DIFF	MPH	TIME OF DAY
1 -	1:06.673	5.286	78.61	17:11:21.668
2 -	1:02.034	0.647	84.49	17:12:23.702
3 -	1:01.730	0.343	84.91	17:13:25.432
4 -	1:02.816	1.429	83.44	17:14:28.248
5 -	1:01.387 (1)		85.38	17:15:29.635
6 -	1:01.640	0.253	85.03	17:16:31.275
7 -	1:01.793	0.406	84.82	17:17:33.068
8 -	1:01.577 (2)	0.190	85.12	17:18:34.645
9 -	1:01.629 (3)	0.242	85.05	17:19:36.274
10 -	1:01.825	0.438	84.78	17:20:38.099

P4 11 Chris POPE				
LAP	LAP TIME	DIFF	MPH	TIME OF DAY
1 -	1:07.297	6.437	77.88	17:11:22.292
2 -	1:02.078	1.218	84.43	17:12:24.370
3 -	1:01.529	0.669	85.18	17:13:25.899
4 -	1:04.075	3.215	81.80	17:14:29.974
5 -	1:02.048	1.188	84.47	17:15:32.022
6 -	1:01.376 (3)	0.516	85.40	17:16:33.398
7 -	1:01.661	0.801	85.00	17:17:35.059
8 -	1:00.860 (1)		86.12	17:18:35.919
9 -	1:01.025 (2)	0.165	85.89	17:19:36.944
10 -	1:01.376 (3)	0.516	85.40	17:20:38.320

P5 37 Chace COLLYMORE				
LAP	LAP TIME	DIFF	MPH	TIME OF DAY
1 -	1:08.237	7.365	76.81	17:11:23.232
2 -	1:01.980	1.108	84.56	17:12:25.212
3 -	1:02.059	1.187	84.46	17:13:27.271
4 -	1:02.242	1.370	84.21	17:14:29.513
5 -	1:02.111	1.239	84.39	17:15:31.624
6 -	1:01.496	0.624	85.23	17:16:33.120
7 -	1:02.296	1.424	84.14	17:17:35.416

DIFF = Difference To Personal Best Lap

8 -	1:01.192 (2)	0.320	85.65	17:18:36.608
9 -	1:00.872 (1)		86.10	17:19:37.480
10 -	1:01.480 (3)	0.608	85.25	17:20:38.960

P6 93 Stuart COOKE				
LAP	LAP TIME	DIFF	MPH	TIME OF DAY
1 -	1:07.105	5.876	78.10	17:11:22.100
2 -	1:02.158	0.929	84.32	17:12:24.258
3 -	1:02.321	1.092	84.10	17:13:26.579
4 -	1:02.476	1.247	83.89	17:14:29.055
5 -	1:02.266	1.037	84.18	17:15:31.321
6 -	1:02.812	1.583	83.44	17:16:34.133
7 -	1:01.596 (2)	0.367	85.09	17:17:35.729
8 -	1:01.673 (3)	0.444	84.99	17:18:37.402
9 -	1:01.229 (1)		85.60	17:19:38.631
10 -	1:02.425	1.196	83.96	17:20:41.056

P7 303 Jay ABLE				
LAP	LAP TIME	DIFF	MPH	TIME OF DAY
1 -	1:08.112	6.900	76.95	17:11:23.107
2 -	1:01.703	0.491	84.94	17:12:24.810
3 -	1:01.981	0.769	84.56	17:13:26.791
4 -	1:02.559	1.347	83.78	17:14:29.350
5 -	1:02.465	1.253	83.91	17:15:31.815
6 -	1:03.187	1.975	82.95	17:16:35.002
7 -	1:01.498 (3)	0.286	85.23	17:17:36.500
8 -	1:01.212 (1)		85.63	17:18:37.712
9 -	1:01.463 (2)	0.251	85.28	17:19:39.175
10 -	1:02.075	0.863	84.43	17:20:41.250

P8 89 Aaron MATTHEWS				
LAP	LAP TIME	DIFF	MPH	TIME OF DAY
1 -	1:09.803	7.574	75.09	17:11:24.798
2 -	1:02.755	0.526	83.52	17:12:27.553
3 -	1:02.689	0.460	83.61	17:13:30.242
4 -	1:02.641 (3)	0.412	83.67	17:14:32.883
5 -	1:02.782	0.553	83.48	17:15:35.665
6 -	1:02.678	0.449	83.62	17:16:38.343
7 -	1:03.149	0.920	83.00	17:17:41.492
8 -	1:03.355	1.126	82.73	17:18:44.847
9 -	1:02.229 (1)		84.23	17:19:47.076
10 -	1:02.568 (2)	0.339	83.77	17:20:49.644

P9 116 Ade WALBRIDGE				
LAP	LAP TIME	DIFF	MPH	TIME OF DAY
1 -	1:08.765	6.225	76.22	17:11:23.760
2 -	1:02.829	0.289	83.42	17:12:26.589
3 -	1:02.540 (1)		83.81	17:13:29.129
4 -	1:02.768 (3)	0.228	83.50	17:14:31.897
5 -	1:03.069	0.529	83.10	17:15:34.966
6 -	1:02.852	0.312	83.39	17:16:37.818
7 -	1:03.254	0.714	82.86	17:17:41.072
8 -	1:04.373	1.833	81.42	17:18:45.445
9 -	1:02.761 (2)	0.221	83.51	17:19:48.206
10 -	1:03.120	0.580	83.04	17:20:51.326

P10 28 Ben BROADWAY				
LAP	LAP TIME	DIFF	MPH	TIME OF DAY
1 -	1:10.462	7.654	74.38	17:11:25.457
2 -	1:03.631	0.823	82.37	17:12:29.088
3 -	1:03.262	0.454	82.85	17:13:32.350

NG Road Racing - Rounds 6, 7 & 8 @ Pembrey

Powerbike / Sound of Thunder

Race 9 - LAP ANALYSIS

DIFF = Difference To Personal Best Lap

4 -	1:03.501	0.693	82.54	17:14:35.851
5 -	1:03.189	0.381	82.95	17:15:39.040
6 -	1:02.902 (2)	0.094	83.32	17:16:41.942
7 -	1:03.410	0.602	82.66	17:17:45.352
8 -	1:03.929	1.121	81.99	17:18:49.281
9 -	1:03.157 (3)	0.349	82.99	17:19:52.438
10 -	1:02.808 (1)		83.45	17:20:55.246

P11 74 Ben VARLEY

LAP	LAP TIME	DIFF	MPH	TIME OF DAY
1 -	1:10.022	7.364	74.85	17:11:25.017
2 -	1:03.782	1.124	82.17	17:12:28.799
3 -	1:03.106 (2)	0.448	83.06	17:13:31.905
4 -	1:03.443	0.785	82.61	17:14:35.348
5 -	1:02.658 (1)		83.65	17:15:38.006
6 -	1:03.520	0.862	82.51	17:16:41.526
7 -	1:03.670	1.012	82.32	17:17:45.196
8 -	1:03.915	1.257	82.00	17:18:49.111
9 -	1:03.110 (3)	0.452	83.05	17:19:52.221
10 -	1:03.454	0.796	82.60	17:20:55.675

P12 105 Dave LINDSAY

LAP	LAP TIME	DIFF	MPH	TIME OF DAY
1 -	1:11.936	8.978	72.86	17:11:26.931
2 -	1:03.027 (2)	0.069	83.16	17:12:29.958
3 -	1:03.184	0.226	82.95	17:13:33.142
4 -	1:03.084 (3)	0.126	83.08	17:14:36.226
5 -	1:03.517	0.559	82.52	17:15:39.743
6 -	1:03.400	0.442	82.67	17:16:43.143
7 -	1:02.958 (1)		83.25	17:17:46.101
8 -	1:04.807	1.849	80.88	17:18:50.908
9 -	1:03.188	0.230	82.95	17:19:54.096
10 -	1:03.995	1.037	81.90	17:20:58.091

P13 7 Mark BALL

LAP	LAP TIME	DIFF	MPH	TIME OF DAY
1 -	1:12.278	8.699	72.51	17:11:27.273
2 -	1:05.456	1.877	80.07	17:12:32.729
3 -	1:04.175	0.596	81.67	17:13:36.904
4 -	1:03.959 (2)	0.380	81.95	17:14:40.863
5 -	1:04.242	0.663	81.59	17:15:45.105
6 -	1:04.141	0.562	81.71	17:16:49.246
7 -	1:03.579 (1)		82.44	17:17:52.825
8 -	1:04.769	1.190	80.92	17:18:57.594
9 -	1:04.399	0.820	81.39	17:20:01.993
10 -	1:03.968 (3)	0.389	81.94	17:21:05.961

P14 92 Gary CUTTS

LAP	LAP TIME	DIFF	MPH	TIME OF DAY
1 -	1:11.166	6.811	73.65	17:11:26.161
2 -	1:04.530	0.175	81.22	17:12:30.691
3 -	1:05.002	0.647	80.63	17:13:35.693
4 -	1:04.930	0.575	80.72	17:14:40.623
5 -	1:05.475	1.120	80.05	17:15:46.098
6 -	1:04.477 (2)	0.122	81.29	17:16:50.575
7 -	1:04.355 (1)		81.44	17:17:54.930
8 -	1:04.519 (3)	0.164	81.24	17:18:59.449
9 -	1:05.066	0.711	80.55	17:20:04.515
10 -	1:05.645	1.290	79.84	17:21:10.160

DIFF = Difference To Personal Best Lap

P15 16 Phillip SMALLMAN				
LAP	LAP TIME	DIFF	MPH	TIME OF DAY
1 -	1:11.898	6.549	72.90	17:11:26.893
2 -	1:06.487	1.138	78.83	17:12:33.380
3 -	1:06.446	1.097	78.88	17:13:39.826
4 -	1:06.950	1.601	78.29	17:14:46.776
5 -	1:06.602	1.253	78.70	17:15:53.378
6 -	1:05.749	0.400	79.72	17:16:59.127
7 -	1:05.399 (3)	0.050	80.14	17:18:04.526
8 -	1:05.368 (2)	0.019	80.18	17:19:09.894
9 -	1:05.349 (1)		80.20	17:20:15.243
10 -	1:05.823	0.474	79.63	17:21:21.066

P16 118 Jodie FIELDHOUSE

LAP	LAP TIME	DIFF	MPH	TIME OF DAY
1 -	1:13.521	8.205	71.29	17:11:28.516
2 -	1:05.758	0.442	79.71	17:12:34.274
3 -	1:06.219	0.903	79.15	17:13:40.493
4 -	1:06.601	1.285	78.70	17:14:47.094
5 -	1:06.150	0.834	79.23	17:15:53.244
6 -	1:06.334	1.018	79.01	17:16:59.578
7 -	1:05.316 (1)		80.24	17:18:04.894
8 -	1:05.582 (3)	0.266	79.92	17:19:10.476
9 -	1:05.340 (2)	0.024	80.22	17:20:15.816
10 -	1:05.996	0.680	79.42	17:21:21.812

P17 44 Charlie WHITE

LAP	LAP TIME	DIFF	MPH	TIME OF DAY
1 -	1:13.921	8.105	70.90	17:11:28.916
2 -	1:06.629	0.813	78.66	17:12:35.545
3 -	1:05.820 (2)	0.004	79.63	17:13:41.365
4 -	1:06.198	0.382	79.18	17:14:47.563
5 -	1:06.554	0.738	78.75	17:15:54.117
6 -	1:06.238	0.422	79.13	17:17:00.355
7 -	1:05.816 (1)		79.64	17:18:06.171
8 -	1:05.997 (3)	0.181	79.42	17:19:12.168
9 -	1:06.130	0.314	79.26	17:20:18.298
10 -	1:06.946	1.130	78.29	17:21:25.244

P18 48 Chris DUGGAN

LAP	LAP TIME	DIFF	MPH	TIME OF DAY
1 -	1:19.541	6.513	65.89	17:11:34.536
2 -	1:14.535	1.507	70.32	17:12:49.071
3 -	1:14.261	1.233	70.58	17:14:03.332
4 -	1:14.496	1.468	70.36	17:15:17.828
5 -	1:13.896	0.868	70.93	17:16:31.724
6 -	1:13.028 (1)		71.77	17:17:44.752
7 -	1:13.393 (2)	0.365	71.41	17:18:58.145
8 -	1:13.697	0.669	71.12	17:20:11.842
9 -	1:13.437 (3)	0.409	71.37	17:21:25.279

NG Road Racing - Rounds 6, 7 & 8 @ Pembrey

Powerbike / Sound of Thunder

Race 9 - STATISTICS

Competitors Started 18
Planned Start 2024-05-25 @ 16:50:00.000
Actual Start 2024-05-25 @ 17:10:14.994
Finish Time 2024-05-25 @ 17:20:26.724
Track Length 1.4560mi.
Total Laps 179
Total Distance Covered 260.6240mi.

Session Fastest Lap History

NO	CL	NAME	LAP TIME	TIME OF DAY	LAP	VEHICLE
45		Daniel NELMES	1:00.203	17:12:18.816	2	Yamaha R1
45		Daniel NELMES	1:00.189	17:13:19.004	3	Yamaha R1

Session Leader History

NO	CL	NAME	FROM LAP	LAPS LED	DISTANCE	VEHICLE
45		Daniel NELMES	1	10	14.56 miles	Yamaha R1

Flag History

TYPE	TIME OF DAY
GREEN	17:10:14.994
FINISH	17:20:26.724

Flag Statistics

TYPE	COUNT	TOTAL LAPS	TOTAL TIME
Green	1	10	14:06.000
Red	0	0	0.000
Safety Car	0	0	0.000
FCY	0	0	0.000

NG Road Racing - Rounds 6, 7 & 8 @ Pembrey

Powerbike / Sound of Thunder

Race 9 - STATISTICS

CLASS : Sound of Thunder

10 Starters

Fastest Lap History

NO	NAME	LAP TIME	TIME OF DAY	LAP	VEHICLE
303	Jay ABLE	1:01.703	17:12:24.839	2	Triumph Daytona 675
37	Chace COLLYMORE	1:01.496	17:16:33.152	6	Aprilia rs660
37	Chace COLLYMORE	1:01.192	17:18:36.640	8	Aprilia rs660
37	Chace COLLYMORE	1:00.872	17:19:37.511	9	Aprilia rs660

Leader History

NO	NAME	FROM LAP	LAPS LED	DISTANCE	VEHICLE
303	Jay ABLE	1	4	5.82 miles	Triumph Daytona 675
37	Chace COLLYMORE	5	6	8.73 miles	Aprilia rs660

NG Road Racing - Rounds 6, 7 & 8 @ Pembrey

Powerbike / Sound of Thunder

Race 9 - STATISTICS

CLASS : PB

8 Starters

Fastest Lap History

NO	NAME	LAP TIME	TIME OF DAY	LAP	VEHICLE
45	Daniel NELMES	1:00.203	17:12:18.816	2	Yamaha R1
45	Daniel NELMES	1:00.189	17:13:19.004	3	Yamaha R1

Leader History

NO	NAME	FROM LAP	LAPS LED	DISTANCE	VEHICLE
45	Daniel NELMES	1	10	14.56 miles	Yamaha R1

NG Road Racing - Rounds 6, 7 & 8 @ Pembrey

Powerbike / Sound of Thunder

Race 9 - LAP CHART

LAP 1 @ 17:11:18.596			LAP 4 @ 17:14:19.383			LAP 7 @ 17:17:21.641			LAP 10 @ 17:20:26.725		
NO	BEHIND	LAP TIME	NO	BEHIND	LAP TIME	NO	BEHIND	LAP TIME	NO	BEHIND	LAP TIME
45		1:03.601	45		1:00.395	45		1:00.516	45		1:02.449
906	2.172	1:05.773	906	4.948	1:01.205	906	7.383	1:01.555	906	7.028	1:01.719
25	3.072	1:06.673	25	8.865	1:02.816	25	11.427	1:01.793	25	11.374	1:01.825
93	3.504	1:07.105	93	9.672	1:02.476	11	13.418	1:01.661	11	11.595	1:01.376
11	3.696	1:07.297	303	9.967	1:02.559	37	13.775	1:02.296	37	12.235	1:01.480
303	4.511	1:08.112	37	10.130	1:02.242	93	14.088	1:01.596	93	14.331	1:02.425
37	4.636	1:08.237	11	10.591	1:04.075	303	14.859	1:01.498	303	14.525	1:02.075
116	5.164	1:08.765	116	12.514	1:02.768	116	19.431	1:03.254	89	22.919	1:02.568
89	6.202	1:09.803	89	13.500	1:02.641	89	19.851	1:03.149	116	24.601	1:03.120
74	6.421	1:10.022	74	15.965	1:03.443	48	1 Lap	1:13.028	28	28.521	1:02.808
28	6.861	1:10.462	28	16.468	1:03.501	74	23.555	1:03.670	74	28.950	1:03.454
92	7.565	1:11.166	105	16.843	1:03.084	28	23.711	1:03.410	105	31.366	1:03.995
16	8.297	1:11.898	92	21.240	1:04.930	105	24.460	1:02.958	7	39.236	1:03.968
105	8.335	1:11.936	7	21.480	1:03.959	7	31.184	1:03.579	92	43.435	1:05.645
7	8.677	1:12.278	16	27.393	1:06.950	92	33.289	1:04.355	16	54.341	1:05.823
118	9.920	1:13.521	118	27.711	1:06.601	16	42.885	1:05.399	118	55.087	1:05.996
44	10.320	1:13.921	44	28.180	1:06.198	118	43.253	1:05.316	44	58.519	1:06.946
48	15.940	1:19.541	48	58.445	1:14.496	44	44.530	1:05.816	48	1 Lap	1:13.437

LAP 2 @ 17:12:18.799			LAP 5 @ 17:15:19.941			LAP 8 @ 17:18:23.306		
NO	BEHIND	LAP TIME	NO	BEHIND	LAP TIME	NO	BEHIND	LAP TIME
45		1:00.203	45		1:00.558	45		1:01.665
906	2.988	1:01.019	906	5.413	1:01.023	906	7.268	1:01.550
25	4.903	1:02.034	25	9.694	1:01.387	25	11.339	1:01.577
93	5.459	1:02.158	93	11.380	1:02.266	11	12.613	1:00.860
11	5.571	1:02.078	37	11.683	1:02.111	37	13.302	1:01.192
303	6.011	1:01.703	303	11.874	1:02.465	93	14.096	1:01.673
37	6.413	1:01.980	11	12.081	1:02.048	303	14.406	1:01.212
116	7.790	1:02.829	116	15.025	1:03.069	89	21.541	1:03.355
89	8.754	1:02.755	89	15.724	1:02.782	116	22.139	1:04.373
74	10.000	1:03.782	74	18.065	1:02.658	74	25.805	1:03.915
28	10.289	1:03.631	28	19.099	1:03.189	28	25.975	1:03.929
105	11.159	1:03.027	105	19.802	1:03.517	105	27.602	1:04.807
92	11.892	1:04.530	7	25.164	1:04.242	7	34.288	1:04.769
7	13.930	1:05.456	92	26.157	1:05.475	48	1 Lap	1:13.393
16	14.581	1:06.487	118	33.303	1:06.150	92	36.143	1:04.519
118	15.475	1:05.758	16	33.437	1:06.602	16	46.588	1:05.368
44	16.746	1:06.629	44	34.176	1:06.554	118	47.170	1:05.582
48	30.272	1:14.535				44	48.862	1:05.997


LAP 3 @ 17:13:18.988			LAP 6 @ 17:16:21.125			LAP 9 @ 17:19:24.276		
NO	BEHIND	LAP TIME	NO	BEHIND	LAP TIME	NO	BEHIND	LAP TIME
45		1:00.189	45		1:01.184	45		1:00.970
906	4.138	1:01.339	906	6.344	1:02.115	906	7.758	1:01.460
25	6.444	1:01.730	25	10.150	1:01.640	25	11.998	1:01.629
11	6.911	1:01.529	48	1 Lap	1:13.896	11	12.668	1:01.025
93	7.591	1:02.321	37	11.995	1:01.496	11	12.668	1:00.872
303	7.803	1:01.981	11	12.273	1:01.376	37	13.204	1:00.872
37	8.283	1:02.059	93	13.008	1:02.812	93	14.355	1:01.229
116	10.141	1:02.540	303	13.877	1:03.187	303	14.899	1:01.463
89	11.254	1:02.689	116	16.693	1:02.852	89	22.800	1:02.229
74	12.917	1:03.106	89	17.218	1:02.678	116	23.930	1:02.761
28	13.362	1:03.262	74	20.401	1:03.520	74	27.945	1:03.110
105	14.154	1:03.184	28	20.817	1:02.902	28	28.162	1:03.157
92	16.705	1:05.002	105	22.018	1:03.400	105	29.820	1:03.188
7	17.916	1:04.175	7	28.121	1:04.141	7	37.717	1:04.399
16	20.838	1:06.446	92	29.450	1:04.477	92	40.239	1:05.066
118	21.505	1:06.219	16	38.002	1:05.749	48	1 Lap	1:13.697
44	22.377	1:05.820	118	38.453	1:06.334	16	50.967	1:05.349
48	44.344	1:14.261	44	39.230	1:06.238	118	51.540	1:05.340
						44	54.022	1:06.130

NG Road Racing - Rounds 6, 7 & 8 @ Pembrey

Powerbike / Sound of Thunder

Race 20 - GRID (10 Laps)

ROW 6	18 48 Chris DUGGAN	17 44 Charlie WHITE	16 118 Jodie FIELDHOUSE
ROW 5	15 16 Phillip SMALLMAN	14 92 Gary CUTTS	13 7 Mark BALL
ROW 4	12 105 Dave LINDSAY	11 74 Ben VARLEY	10 28 Ben BROADWAY
ROW 3	9 116 Ade WALBRIDGE	8 89 Aaron MATTHEWS	7 303 Jay ABLE
ROW 2	6 93 Stuart COOKE	5 37 Chace COLLYMORE	4 11 Chris POPE
ROW 1	3 25 Howard BURCHNALL	2 906 Tyson LEWIS	1 45 Daniel NELMES
	Pole		



Pembrey National: 1.4560 miles

These results are provisional until the conclusion of any judicial and technical matters.

Clerk Of Course : Steve Solley

Stewards :

Timekeeper : NG Timekeepers

Results can be found at www.tsl-timing.com

Printed - 17:28 Saturday, 25 May 2024