



ROGERS

POULTRY SERVICES LTD

FORMULA PROSTOCKS FP1, FP2, FP3 & EVO / ROGERS POULTRY NAKED STREETBIKES



NG Road Racing – Round 6, 7 & 8

Pembrey

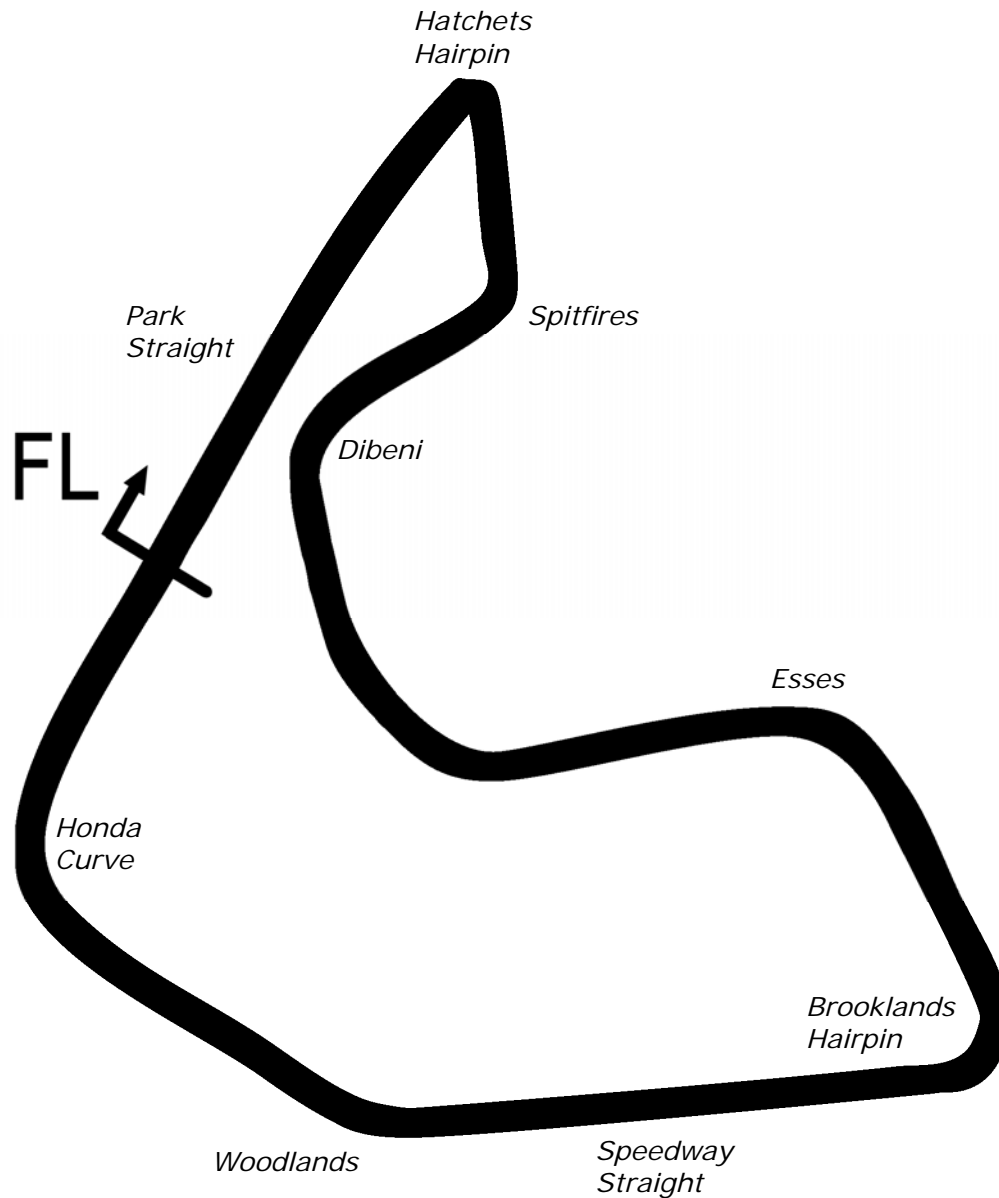
25-26 May 2024



Timing & Results Provided by Timing Solutions Ltd

www.tsl-timing.com

Pembrey



Length	1.4560 miles	2343.2 m	
FL		51.70587 N	4.32386 W
Pit Entry	2067m	51.70391 N	4.32452 W
Pit Exit	100m after FL	51.70664 N	4.32301 W
Pit Entry–Pit Exit 337m, 24.3s @50kph, 20.2s @60kph			

NG Road Racing - Rounds 6, 7 & 8 @ Pembrey

FPR FP1 / FP2 / FP3 / Evo / Naked Streetbike / BMW F900

TQ3 Qualifying - CLASSIFICATION

POS	NO	CL	PIC NAME	ENTRY	TIME	ON	LAPS	GAP	DIFF	MPH
1	9	FP3	1 Shaun HENNESSY	Yamaha YZF 750 - SRS Developments & AFB Motorcy	1:01.962	2	5			84.59
2	6	EVO	1 Nick WILLIAMSON	Gsxr1000 998 - Rbm	1:02.321	4	11	0.359	0.359	84.10
3	99	NSB	1 James CLEARY	BMW F900 - JCR MOTORSPORT	1:02.693	7	12	0.731	0.372	83.60
4	79	EVO	2 Ian AGNEW	Yamaha R1 1000cc - Bathroom & Shower Centre Swin	1:02.843	5	8	0.881	0.150	83.40
5	71	EVO	3 Stu GOODSON	Suzuki GSXR1000 - True Heroes Racing	1:03.380	3	11	1.418	0.537	82.70
6	92	NSB	2 Gary CUTTS	Triumph 765 RS 765CC - None	1:04.149	5	11	2.187	0.769	81.70
7	12	FP2	1 Lee MARKS	Ducati 749 - Louigi moto	1:04.791	8	8	2.829	0.642	80.90
8	19	EVO	4 Daniel KIFT	Yamaha r1 - D K Services	1:05.019	6	7	3.057	0.228	80.61
9	146	EVO	5 David MORGAN	Yamaha R1 1000 - DM Property Development	1:05.506	5	10	3.544	0.487	80.01
10	48	FP3	2 Gareth SUTTON	Kawasaki ZXR 750 - G Sutton Electrical Services Ltd.	1:07.032	4	8	5.070	1.526	78.19
11	64	FP1	1 Andy GREEN	Harris Magnum 1123 - AG Transport	1:07.257	5	8	5.295	0.225	77.93
12	991	NSB	3 Daniel CLEARY	BMW F900 - JCR MOTORSPORT	1:07.530	8	11	5.568	0.273	77.61
13	31	FP2	2 Andrew HOARE	Aprilia RSV 1000 -	1:07.880	9	10	5.918	0.350	77.21
14	78	EVO	6 Lawrence GOODRIDGE	CBR854RR - Hell On Wheels	1:08.931	2	4	6.969	1.051	76.04
15	96	NSB	4 Craig HARRIS	Bandit 600 - Billingham Garage	1:09.366	2	8	7.404	0.435	75.56

Weather / Track : Sunny / Dry

These results are provisional until the conclusion of any judicial and technical matters.

Pembrey National: 1.4560 miles
Date: 25/05/2024 Start: 12:23 Finish: 12:35

Clerk Of Course : Steve Solley

Stewards :

Timekeeper : NG Timekeepers

Results can be found at www.tsl-timing.com

Printed - 12:38 Saturday, 25 May 2024

NG Road Racing - Rounds 6, 7 & 8 @ Pembrey

FPR FP1 / FP2 / FP3 / Evo / Naked Streetbike / BMW F900

TQ3 Qualifying - LAP ANALYSIS

DIFF = Difference To Personal Best Lap

P1 9 Shaun HENNESSY				
LAP	LAP TIME	DIFF	MPH	TIME OF DAY
1 -	1:02.677	0.715	83.62	12:25:40.722
2 -	1:01.962 (1)		84.59	12:26:42.684
3 -	1:02.620 (3)	0.658	83.70	12:27:45.304
4 -	1:02.130 (2)	0.168	84.36	12:28:47.434
5 -	1:23.544 P	21.582	62.74	12:30:10.978

P2 6 Nick WILLIAMSON				
LAP	LAP TIME	DIFF	MPH	TIME OF DAY
1 -	1:43.119	40.798	50.83	12:25:41.698
2 -	1:04.461	2.140	81.31	12:26:46.159
3 -	1:03.455	1.134	82.60	12:27:49.614
4 -	1:02.321 (1)		84.10	12:28:51.935
5 -	1:02.448 (2)	0.127	83.93	12:29:54.383
6 -	1:02.916	0.595	83.31	12:30:57.299
7 -	1:03.060	0.739	83.12	12:32:00.359
8 -	1:02.659 (3)	0.338	83.65	12:33:03.018
9 -	1:02.690	0.369	83.61	12:34:05.708
10 -	1:02.778	0.457	83.49	12:35:08.486
11 -	1:03.015	0.694	83.18	12:36:11.501

P3 99 James CLEARY				
LAP	LAP TIME	DIFF	MPH	TIME OF DAY
1 -	1:10.977	8.284	73.84	12:24:39.588
2 -	1:03.176	0.483	82.96	12:25:42.764
3 -	1:03.731	1.038	82.24	12:26:46.495
4 -	1:03.409	0.716	82.66	12:27:49.904
5 -	1:04.543	1.850	81.21	12:28:54.447
6 -	1:02.893 (3)	0.200	83.34	12:29:57.340
7 -	1:02.693 (1)		83.60	12:31:00.033
8 -	1:02.738 (2)	0.045	83.54	12:32:02.771
9 -	1:03.750	1.057	82.22	12:33:06.521
10 -	1:04.549	1.856	81.20	12:34:11.070
11 -	1:04.319	1.626	81.49	12:35:15.389
12 -	1:03.829	1.136	82.11	12:36:19.218

P4 79 Ian AGNEW				
LAP	LAP TIME	DIFF	MPH	TIME OF DAY
1 -	1:04.754	1.911	80.94	12:27:22.088
2 -	1:04.019	1.176	81.87	12:28:26.107
3 -	1:03.570	0.727	82.45	12:29:29.677
4 -	1:03.433 (3)	0.590	82.63	12:30:33.110
5 -	1:02.843 (1)		83.40	12:31:35.953
6 -	1:05.254	2.411	80.32	12:32:41.207
7 -	1:04.135	1.292	81.72	12:33:45.342
8 -	1:03.430 (2)	0.587	82.63	12:34:48.772

P5 71 Stu GOODSON				
LAP	LAP TIME	DIFF	MPH	TIME OF DAY
1 -	1:11.995	8.615	72.80	12:24:42.987
2 -	1:03.842 (3)	0.462	82.10	12:25:46.829
3 -	1:03.380 (1)		82.70	12:26:50.209
4 -	1:04.313	0.933	81.50	12:27:54.522
5 -	1:03.807 (2)	0.427	82.14	12:28:58.329
6 -	1:04.189	0.809	81.65	12:30:02.518
7 -	1:04.284	0.904	81.53	12:31:06.802
8 -	1:04.511	1.131	81.25	12:32:11.313
9 -	1:05.241	1.861	80.34	12:33:16.554
10 -	1:04.330	0.950	81.47	12:34:20.884
11 -	1:05.152	1.772	80.45	12:35:26.036

DIFF = Difference To Personal Best Lap

P6 92 Gary CUTTS				
LAP	LAP TIME	DIFF	MPH	TIME OF DAY
1 -	1:11.382	7.233	73.43	12:24:41.912
2 -	1:05.268	1.119	80.30	12:25:47.180
3 -	1:04.588 (2)	0.439	81.15	12:26:51.768
4 -	1:04.936	0.787	80.71	12:27:56.704
5 -	1:04.149 (1)		81.70	12:29:00.853
6 -	1:04.768	0.619	80.92	12:30:05.621
7 -	1:05.040	0.891	80.59	12:31:10.661
8 -	1:05.116	0.967	80.49	12:32:15.777
9 -	1:04.928	0.779	80.72	12:33:20.705
10 -	1:04.737 (3)	0.588	80.96	12:34:25.442
11 -	1:05.119	0.970	80.49	12:35:30.561

P7 12 Lee MARKS				
LAP	LAP TIME	DIFF	MPH	TIME OF DAY
1 -	1:13.584	8.793	71.23	12:26:58.842
2 -	1:05.988	1.197	79.43	12:28:04.830
3 -	1:05.366 (2)	0.575	80.18	12:29:10.196
4 -	1:05.371 (3)	0.580	80.18	12:30:15.567
5 -	1:05.690	0.899	79.79	12:31:21.257
6 -	1:07.031	2.240	78.19	12:32:28.288
7 -	1:05.645	0.854	79.84	12:33:33.933
8 -	1:04.791 (1)		80.90	12:34:38.724

P8 19 Daniel KIFT				
LAP	LAP TIME	DIFF	MPH	TIME OF DAY
1 -	1:14.166	9.147	70.67	12:24:46.073
2 -	1:06.173	1.154	79.21	12:25:52.246
3 -	1:06.076	1.057	79.32	12:26:58.322
4 -	1:05.208 (3)	0.189	80.38	12:28:03.530
5 -	1:05.357	0.338	80.19	12:29:08.887
6 -	1:05.019 (1)		80.61	12:30:13.906
7 -	1:05.156 (2)	0.137	80.44	12:31:19.062

P9 146 David MORGAN				
LAP	LAP TIME	DIFF	MPH	TIME OF DAY
1 -	1:23.255	17.749	62.95	12:26:18.521
2 -	1:06.083	0.577	79.31	12:27:24.604
3 -	1:06.668	1.162	78.62	12:28:31.272
4 -	1:05.550 (2)	0.044	79.96	12:29:36.822
5 -	1:05.506 (1)		80.01	12:30:42.328
6 -	1:05.706	0.200	79.77	12:31:48.034
7 -	1:06.365	0.859	78.98	12:32:54.399
8 -	1:05.603 (3)	0.097	79.89	12:34:00.002
9 -	1:05.702	0.196	79.77	12:35:05.704
10 -	1:06.374	0.868	78.97	12:36:12.078

P10 48 Gareth SUTTON				
LAP	LAP TIME	DIFF	MPH	TIME OF DAY
1 -	1:15.759	8.727	69.18	12:24:47.213
2 -	1:08.315	1.283	76.72	12:25:55.528
3 -	1:07.779	0.747	77.33	12:27:03.307
4 -	1:07.032 (1)		78.19	12:28:10.339
5 -	1:07.253 (2)	0.221	77.93	12:29:17.592
6 -	1:07.381 (3)	0.349	77.79	12:30:24.973
7 -	1:08.543	1.511	76.47	12:31:33.516
8 -	1:27.833 P	20.801	59.67	12:33:01.349

NG Road Racing - Rounds 6, 7 & 8 @ Pembrey

FPR FP1 / FP2 / FP3 / Evo / Naked Streetbike / BMW F900

TQ3 Qualifying - LAP ANALYSIS

DIFF = Difference To Personal Best Lap

P11 64 Andy GREEN				
LAP	LAP TIME	DIFF	MPH	TIME OF DAY
1 -	1:16.436	9.179	68.57	12:24:48.911
2 -	1:07.489	0.232	77.66	12:25:56.400
3 -	1:07.366 (3)	0.109	77.80	12:27:03.766
4 -	1:07.345 (2)	0.088	77.83	12:28:11.111
5 -	1:07.257 (1)		77.93	12:29:18.368
6 -	1:07.666	0.409	77.46	12:30:26.034
7 -	1:08.462	1.205	76.56	12:31:34.496
8 -	1:29.173 P	21.916	58.78	12:33:03.669

P12 991 Daniel CLEARY				
LAP	LAP TIME	DIFF	MPH	TIME OF DAY
1 -	1:19.216	11.686	66.16	12:24:56.213
2 -	1:08.868	1.338	76.11	12:26:05.081
3 -	1:09.047	1.517	75.91	12:27:14.128
4 -	1:08.971	1.441	75.99	12:28:23.099
5 -	1:08.333	0.803	76.70	12:29:31.432
6 -	1:08.531	1.001	76.48	12:30:39.963
7 -	1:07.925 (3)	0.395	77.16	12:31:47.888
8 -	1:07.530 (1)		77.61	12:32:55.418
9 -	1:07.720 (2)	0.190	77.40	12:34:03.138
10 -	1:10.787	3.257	74.04	12:35:13.925
11 -	1:08.232	0.702	76.82	12:36:22.157

P13 31 Andrew HOARE				
LAP	LAP TIME	DIFF	MPH	TIME OF DAY
1 -	1:16.360	8.480	68.64	12:24:50.155
2 -	1:09.455	1.575	75.46	12:25:59.610
3 -	1:18.682	10.802	66.61	12:27:18.292
4 -	1:09.372	1.492	75.55	12:28:27.664
5 -	1:08.871	0.991	76.10	12:29:36.535
6 -	1:08.413 (2)	0.533	76.61	12:30:44.948
7 -	1:08.621 (3)	0.741	76.38	12:31:53.569
8 -	1:09.187	1.307	75.75	12:33:02.756
9 -	1:07.880 (1)		77.21	12:34:10.636
10 -	1:25.765 P	17.885	61.11	12:35:36.401

P14 78 Lawrence GOODRIDGE				
LAP	LAP TIME	DIFF	MPH	TIME OF DAY
1 -	1:15.899	6.968	69.06	12:24:54.875
2 -	1:08.931 (1)		76.04	12:26:03.806
3 -	1:09.342 (2)	0.411	75.59	12:27:13.148
4 -	1:26.712 P	17.781	60.44	12:28:39.860

P15 96 Craig HARRIS				
LAP	LAP TIME	DIFF	MPH	TIME OF DAY
1 -	1:15.202	5.836	69.70	12:24:50.779
2 -	1:09.366 (1)		75.56	12:26:00.145
3 -	1:10.596	1.230	74.24	12:27:10.741
4 -	1:09.864 (2)	0.498	75.02	12:28:20.605
5 -	1:10.663	1.297	74.17	12:29:31.268
6 -	1:10.658	1.292	74.18	12:30:41.926
7 -	1:10.283 (3)	0.917	74.57	12:31:52.209
8 -	1:10.325	0.959	74.53	12:33:02.534

NG Road Racing - Rounds 6, 7 & 8 @ Pembrey

FPR FP1 / FP2 / FP3 / Evo / Naked Streetbike / BMW F900

TQ3 Qualifying - STATISTICS

Competitors Started 15
Planned Start 2024-05-25 @ 11:02:00.000
Actual Start 2024-05-25 @ 12:23:26.222
Finish Time 2024-05-25 @ 12:35:26.222
Track Length 1.4560mi.
Total Laps 132
Total Distance Covered 192.1920mi.

Session Fastest Lap History

NO	CL	NAME	LAP TIME	TIME OF DAY	LAP	VEHICLE
99		James CLEARY	1:03.176	12:25:42.798	2	BMW F900
9	FP3	Shaun HENNESSY	1:01.962	12:26:42.699	2	Yamaha YZF 750

Flag History

TYPE	TIME OF DAY
GREEN	12:23:26.222
FINISH	12:35:26.222

Flag Statistics

TYPE	COUNT	TOTAL LAPS	TOTAL TIME
Green	1	12	14:25.616
Red	0	0	0.000
Safety Car	0	0	0.000
FCY	0	0	0.000

NG Road Racing - Rounds 6, 7 & 8 @ Pembrey

FPR FP1 / FP2 / FP3 / Evo / Naked Streetbike / BMW F900

TQ3 Qualifying - STATISTICS

CLASS : FP1

1 Starters

Fastest Lap History

NO	NAME	LAP TIME	TIME OF DAY	LAP	VEHICLE
64	Andy GREEN	1:07.489	12:25:56.412	2	Harris Magnum 1123
64	Andy GREEN	1:07.366	12:27:03.773	3	Harris Magnum 1123
64	Andy GREEN	1:07.345	12:28:11.120	4	Harris Magnum 1123
64	Andy GREEN	1:07.257	12:29:18.381	5	Harris Magnum 1123

NG Road Racing - Rounds 6, 7 & 8 @ Pembrey

FPR FP1 / FP2 / FP3 / Evo / Naked Streetbike / BMW F900

TQ3 Qualifying - STATISTICS

CLASS : FP2

2 Starters

Fastest Lap History

NO	NAME	LAP TIME	TIME OF DAY	LAP	VEHICLE
31	Andrew HOARE	1:09.455	12:25:59.625	2	Aprilia RSV 1000
12	Lee MARKS	1:05.988	12:28:04.840	2	Ducati 749
12	Lee MARKS	1:05.366	12:29:10.205	3	Ducati 749
12	Lee MARKS	1:04.791	12:34:38.733	8	Ducati 749

NG Road Racing - Rounds 6, 7 & 8 @ Pembrey

FPR FP1 / FP2 / FP3 / Evo / Naked Streetbike / BMW F900

TQ3 Qualifying - STATISTICS

CLASS : FP3

2 Starters

Fastest Lap History

NO	NAME	LAP TIME	TIME OF DAY	LAP	VEHICLE
48	Gareth SUTTON	1:08.315	12:25:55.539	2	Kawasaki ZXR 750
9	Shaun HENNESSY	1:01.962	12:26:42.699	2	Yamaha YZF 750

NG Road Racing - Rounds 6, 7 & 8 @ Pembrey

FPR FP1 / FP2 / FP3 / Evo / Naked Streetbike / BMW F900

TQ3 Qualifying - STATISTICS

CLASS : EVO

6 Starters

Fastest Lap History

NO	NAME	LAP TIME	TIME OF DAY	LAP	VEHICLE
71	Stu GOODSON	1:03.842	12:25:46.842	2	Suzuki GSXR1000
71	Stu GOODSON	1:03.380	12:26:50.222	3	Suzuki GSXR1000
6	Nick WILLIAMSON	1:02.321	12:28:51.948	4	Gsxr1000 998

NG Road Racing - Rounds 6, 7 & 8 @ Pembrey

FPR FP1 / FP2 / FP3 / Evo / Naked Streetbike / BMW F900

TQ3 Qualifying - STATISTICS

CLASS : NSB

4 Starters

Fastest Lap History


NO	NAME	LAP TIME	TIME OF DAY	LAP	VEHICLE
99	James CLEARY	1:03.176	12:25:42.798	2	BMW F900
99	James CLEARY	1:02.893	12:29:57.373	6	BMW F900
99	James CLEARY	1:02.693	12:31:00.065	7	BMW F900

NG Road Racing - Rounds 6, 7 & 8 @ Pembrey

FPR FP1 / FP2 / FP3 / Evo / Naked Streetbike / BMW F900

Race 3 - GRID (12 Laps)

ROW 5	15	96	Craig HARRIS	14	78	Lawrence GOODRIDGE	13	31	Andrew HOARE
ROW 4	12	991	Daniel CLEARY	11	64	Andy GREEN	10	48	Gareth SUTTON
ROW 3	9	146	David MORGAN	8	19	Daniel KIFT	7	12	Lee MARKS
ROW 2	6	92	Gary CUTTS	5	71	Stu GOODSON	4	79	Ian AGNEW
ROW 1	3	99	James CLEARY	2	6	Nick WILLIAMSON	1	9	Shaun HENNESSY
Pole									



Pembrey National: 1.4560 miles

These results are provisional until the conclusion of any judicial and technical matters.

Clerk Of Course : Steve Solley

Stewards :

Timekeeper : NG Timekeepers

Results can be found at www.tsl-timing.com

Printed - 12:39 Saturday, 25 May 2024

NG Road Racing - Rounds 6, 7 & 8 @ Pembrey

FPR FP1 / FP2 / FP3 / Evo / Naked Streetbike / BMW F900

Race 3 - CLASSIFICATION

POS	NO	CL	PIC NAME	ENTRY	LAPS	TIME	GAP	DIFF	MPH	BEST	ON
1	6	EVO	1 Nick WILLIAMSON	Gsxr1000 998 - Rbm	10	10:27.289			83.55	1:01.823	10
2	9	FP3	1 Shaun HENNESSY	Yamaha YZF 750 - SRS Developments & AFB Motor	10	10:28.580	1.291	1.291	83.38	1:02.213	2
3	99	NSB	1 James CLEARY	BMW F900 - JCR MOTORSPORT	10	10:35.090	7.801	6.510	82.53	1:02.357	7
4	79	EVO	2 Ian AGNEW	Yamaha R1 1000cc - Bathroom & Shower Centre Sv	10	10:35.147	7.858	0.057	82.52	1:01.914	9
5	71	EVO	3 Stu GOODSON	Suzuki GSXR1000 - True Heroes Racing	10	10:39.943	12.654	4.796	81.90	1:02.991	8
6	92	NSB	2 Gary CUTTS	Triumph 765 RS 765CC - None	10	10:43.846	16.557	3.903	81.41	1:03.329	7
7	146	EVO	4 David MORGAN	Yamaha R1 1000 - DM Property Development	10	10:56.474	29.185	12.628	79.84	1:04.067	5
8	19	EVO	5 Daniel KIFT	Yamaha r1 - D K Services	10	10:57.198	29.909	0.724	79.75	1:04.833	9
9	12	FP2	1 Lee MARKS	Ducati 749 - Louigi moto	10	11:04.581	37.292	7.383	78.87	1:04.721	4
10	991	NSB	3 Daniel CLEARY	BMW F900 - JCR MOTORSPORT	10	11:11.040	43.751	6.459	78.11	1:05.691	8
11	48	FP3	2 Gareth SUTTON	Kawasaki ZXR 750 - G Sutton Electrical Services Ltc	10	11:19.908	52.619	8.868	77.09	1:06.839	9
12	78	EVO	6 Lawrence GOODRIDGE	CBR854RR - Hell On Wheels	10	11:20.507	53.218	0.599	77.02	1:06.384	3
13	31	FP2	2 Andrew HOWE	Aprilia RSV 1000 -	10	11:32.153	1:04.864	11.646	75.72	1:07.769	10
14	64	FP1	1 Andy GREEN	Harris Magnum 1123 - AG Transport	10	11:35.003	1:07.714	2.850	75.41	1:07.165	2
15	96	NSB	4 Craig HARRIS	Bandit 600 - Billinghay Garage	9	10:43.323	1 Lap	1 Lap	73.32	1:09.559	2

FASTEST LAP

6	EVO	Nick WILLIAMSON	Gsxr1000 998 - Rbm	10	1:01.823	84.78 mph	136.44 kph
9	FP3	Shaun HENNESSY	Yamaha YZF 750 - SRS Developments & AFB Motor	2	1:02.213	84.25 mph	135.59 kph
99	NSB	James CLEARY	BMW F900 - JCR MOTORSPORT	7	1:02.357	84.05 mph	135.27 kph
12	FP2	Lee MARKS	Ducati 749 - Louigi moto	4	1:04.721	80.98 mph	130.33 kph
64	FP1	Andy GREEN	Harris Magnum 1123 - AG Transport	2	1:07.165	78.04 mph	125.59 kph

Class EVO - 92.5% of Race Speed = 77.28 mph

Class FP3 - 92.5% of Race Speed = 77.12 mph

Class NSB - 92.5% of Race Speed = 76.34 mph

Class FP2 - 92.5% of Race Speed = 72.95 mph

Class FP1 - 92.5% of Race Speed = 69.75 mph

Race Distance: 10 Laps / 14.56 miles

Pembrey National: 1.4560 miles

Date: 25/05/2024 Start: 15:26 Finish: 15:37

Weather / Track : Bright / Dry

These results are provisional until the conclusion of any judicial and technical matters.

Clerk Of Course : Steve Solley	Stewards :	Timekeeper : NG Timekeepers
--------------------------------	------------	-----------------------------

Results can be found at www.tsl-timing.com

Printed - 15:39 Saturday, 25 May 2024

NG Road Racing - Rounds 6, 7 & 8 @ Pembrey

FPR FP1 / FP2 / FP3 / Evo / Naked Streetbike / BMW F900

Race 3 - LAP ANALYSIS

DIFF = Difference To Personal Best Lap

P1 6 Nick WILLIAMSON				
LAP	LAP TIME	DIFF	MPH	TIME OF DAY
1 -	1:07.242	5.419	77.95	15:28:01.671
2 -	1:01.984 (2)	0.161	84.56	15:29:03.655
3 -	1:02.212	0.389	84.25	15:30:05.867
4 -	1:02.020 (3)	0.197	84.51	15:31:07.887
5 -	1:02.380	0.557	84.02	15:32:10.267
6 -	1:02.667	0.844	83.64	15:33:12.934
7 -	1:02.533	0.710	83.82	15:34:15.467
8 -	1:02.026	0.203	84.50	15:35:17.493
9 -	1:02.402	0.579	83.99	15:36:19.895
10 -	1:01.823 (1)		84.78	15:37:21.718

P2 9 Shaun HENNESSY				
LAP	LAP TIME	DIFF	MPH	TIME OF DAY
1 -	1:06.106	3.893	79.29	15:28:00.535
2 -	1:02.213 (1)		84.25	15:29:02.748
3 -	1:02.927	0.714	83.29	15:30:05.675
4 -	1:02.635	0.422	83.68	15:31:08.310
5 -	1:02.375	0.162	84.03	15:32:10.685
6 -	1:02.387	0.174	84.01	15:33:13.072
7 -	1:02.258 (3)	0.045	84.19	15:34:15.330
8 -	1:02.391	0.178	84.01	15:35:17.721
9 -	1:03.035	0.822	83.15	15:36:20.756
10 -	1:02.253 (2)	0.040	84.19	15:37:23.009

P3 99 James CLEARY				
LAP	LAP TIME	DIFF	MPH	TIME OF DAY
1 -	1:08.639	6.282	76.36	15:28:03.068
2 -	1:03.627	1.270	82.38	15:29:06.695
3 -	1:03.301	0.944	82.80	15:30:09.996
4 -	1:03.066	0.709	83.11	15:31:13.062
5 -	1:02.956	0.599	83.25	15:32:16.018
6 -	1:02.783	0.426	83.48	15:33:18.801
7 -	1:02.357 (1)		84.05	15:34:21.158
8 -	1:02.477 (2)	0.120	83.89	15:35:23.635
9 -	1:02.596 (3)	0.239	83.73	15:36:26.231
10 -	1:03.288	0.931	82.82	15:37:29.519

P4 79 Ian AGNEW				
LAP	LAP TIME	DIFF	MPH	TIME OF DAY
1 -	1:09.368	7.454	75.56	15:28:03.797
2 -	1:03.775	1.861	82.18	15:29:07.572
3 -	1:03.040	1.126	83.14	15:30:10.612
4 -	1:02.772	0.858	83.50	15:31:13.384
5 -	1:03.606	1.692	82.40	15:32:16.990
6 -	1:03.120	1.206	83.04	15:33:20.110
7 -	1:02.119 (2)	0.205	84.37	15:34:22.229
8 -	1:02.356 (3)	0.442	84.05	15:35:24.585
9 -	1:01.914 (1)		84.65	15:36:26.499
10 -	1:03.077	1.163	83.09	15:37:29.576

P5 71 Stu GOODSON				
LAP	LAP TIME	DIFF	MPH	TIME OF DAY
1 -	1:08.261	5.270	76.78	15:28:02.690
2 -	1:03.765	0.774	82.20	15:29:06.455
3 -	1:03.107 (2)	0.116	83.05	15:30:09.562
4 -	1:03.253 (3)	0.262	82.86	15:31:12.815
5 -	1:03.925	0.934	81.99	15:32:16.740
6 -	1:03.708	0.717	82.27	15:33:20.448
7 -	1:03.492	0.501	82.55	15:34:23.940

DIFF = Difference To Personal Best Lap

8 -	1:02.991 (1)		83.21	15:35:26.931
9 -	1:03.431	0.440	82.63	15:36:30.362
10 -	1:04.010	1.019	81.88	15:37:34.372

P6 92 Gary CUTTS				
LAP	LAP TIME	DIFF	MPH	TIME OF DAY
1 -	1:09.992	6.663	74.88	15:28:04.421
2 -	1:04.219	0.890	81.62	15:29:08.640
3 -	1:03.932	0.603	81.98	15:30:12.572
4 -	1:03.562	0.233	82.46	15:31:16.134
5 -	1:03.529	0.200	82.50	15:32:19.663
6 -	1:03.401 (2)	0.072	82.67	15:33:23.064
7 -	1:03.329 (1)		82.76	15:34:26.393
8 -	1:03.436 (3)	0.107	82.62	15:35:29.829
9 -	1:04.201	0.872	81.64	15:36:34.030
10 -	1:04.245	0.916	81.58	15:37:38.275

P7 146 David MORGAN				
LAP	LAP TIME	DIFF	MPH	TIME OF DAY
1 -	1:12.422	8.355	72.37	15:28:06.851
2 -	1:04.640	0.573	81.08	15:29:11.491
3 -	1:05.817	1.750	79.63	15:30:17.308
4 -	1:04.490 (3)	0.423	81.27	15:31:21.798
5 -	1:04.067 (1)		81.81	15:32:25.865
6 -	1:04.185 (2)	0.118	81.66	15:33:30.050
7 -	1:04.659	0.592	81.06	15:34:34.709
8 -	1:05.148	1.081	80.45	15:35:39.857
9 -	1:05.150	1.083	80.45	15:36:45.007
10 -	1:05.896	1.829	79.54	15:37:50.903

P8 19 Daniel KIFT				
LAP	LAP TIME	DIFF	MPH	TIME OF DAY
1 -	1:11.506	6.673	73.30	15:28:05.935
2 -	1:05.034	0.201	80.59	15:29:10.969
3 -	1:05.421	0.588	80.12	15:30:16.390
4 -	1:05.229	0.396	80.35	15:31:21.619
5 -	1:04.998	0.165	80.64	15:32:26.617
6 -	1:05.117	0.284	80.49	15:33:31.734
7 -	1:04.956 (3)	0.123	80.69	15:34:36.690
8 -	1:05.222	0.389	80.36	15:35:41.912
9 -	1:04.833 (1)		80.84	15:36:46.745
10 -	1:04.882 (2)	0.049	80.78	15:37:51.627

P9 12 Lee MARKS				
LAP	LAP TIME	DIFF	MPH	TIME OF DAY
1 -	1:12.687	7.966	72.11	15:28:07.116
2 -	1:05.443	0.722	80.09	15:29:12.559
3 -	1:05.358	0.637	80.19	15:30:17.917
4 -	1:04.721 (1)		80.98	15:31:22.638
5 -	1:05.088	0.367	80.53	15:32:27.726
6 -	1:04.973 (2)	0.252	80.67	15:33:32.699
7 -	1:05.053 (3)	0.332	80.57	15:34:37.752
8 -	1:06.766	2.045	78.50	15:35:44.518
9 -	1:07.163	2.442	78.04	15:36:51.681
10 -	1:07.329	2.608	77.85	15:37:59.010

P10 991 Daniel CLEARY				
LAP	LAP TIME	DIFF	MPH	TIME OF DAY
1 -	1:13.539	7.848	71.27	15:28:07.968
2 -	1:07.093	1.402	78.12	15:29:15.061
3 -	1:06.876	1.185	78.37	15:30:21.937

NG Road Racing - Rounds 6, 7 & 8 @ Pembrey

FPR FP1 / FP2 / FP3 / Evo / Naked Streetbike / BMW F900

Race 3 - LAP ANALYSIS

DIFF = Difference To Personal Best Lap

4 -	1:06.674	0.983	78.61	15:31:28.611
5 -	1:06.403	0.712	78.93	15:32:35.014
6 -	1:06.809	1.118	78.45	15:33:41.823
7 -	1:06.099	0.408	79.29	15:34:47.922
8 -	1:05.691 (1)		79.79	15:35:53.613
9 -	1:05.822 (2)	0.131	79.63	15:36:59.435
10 -	1:06.034 (3)	0.343	79.37	15:38:05.469

P11 48 Gareth SUTTON

LAP	LAP TIME	DIFF	MPH	TIME OF DAY
1 -	1:14.328	7.489	70.51	15:28:08.757
2 -	1:06.903 (2)	0.064	78.34	15:29:15.660
3 -	1:07.313	0.474	77.86	15:30:22.973
4 -	1:07.684	0.845	77.44	15:31:30.657
5 -	1:07.210 (3)	0.371	77.98	15:32:37.867
6 -	1:07.276	0.437	77.91	15:33:45.143
7 -	1:07.395	0.556	77.77	15:34:52.538
8 -	1:07.749	0.910	77.36	15:36:00.287
9 -	1:06.839 (1)		78.42	15:37:07.126
10 -	1:07.211	0.372	77.98	15:38:14.337

P12 78 Lawrence GOODRIDGE

LAP	LAP TIME	DIFF	MPH	TIME OF DAY
1 -	1:16.199	9.815	68.78	15:28:10.628
2 -	1:07.616	1.232	77.52	15:29:18.244
3 -	1:06.384 (1)		78.95	15:30:24.628
4 -	1:06.534 (3)	0.150	78.78	15:31:31.162
5 -	1:08.302	1.918	76.74	15:32:39.464
6 -	1:07.238	0.854	77.95	15:33:46.702
7 -	1:06.397 (2)	0.013	78.94	15:34:53.099
8 -	1:07.614	1.230	77.52	15:36:00.713
9 -	1:07.274	0.890	77.91	15:37:07.987
10 -	1:06.949	0.565	78.29	15:38:14.936

P13 31 Andrew HOWE

LAP	LAP TIME	DIFF	MPH	TIME OF DAY
1 -	1:15.492	7.723	69.43	15:28:09.921
2 -	1:08.075 (2)	0.306	76.99	15:29:17.996
3 -	1:09.806	2.037	75.08	15:30:27.802
4 -	1:08.260	0.491	76.78	15:31:36.062
5 -	1:08.491	0.722	76.52	15:32:44.553
6 -	1:08.507	0.738	76.51	15:33:53.060
7 -	1:08.177 (3)	0.408	76.88	15:35:01.237
8 -	1:08.540	0.771	76.47	15:36:09.777
9 -	1:09.036	1.267	75.92	15:37:18.813
10 -	1:07.769 (1)		77.34	15:38:26.582

P14 64 Andy GREEN

LAP	LAP TIME	DIFF	MPH	TIME OF DAY
1 -	1:13.321	6.156	71.48	15:28:07.750
2 -	1:07.165 (1)		78.04	15:29:14.915
3 -	1:07.604 (2)	0.439	77.53	15:30:22.519
4 -	1:08.007 (3)	0.842	77.07	15:31:30.526
5 -	1:09.717	2.552	75.18	15:32:40.243
6 -	1:09.511	2.346	75.40	15:33:49.754
7 -	1:09.365	2.200	75.56	15:34:59.119
8 -	1:09.820	2.655	75.07	15:36:08.939
9 -	1:09.790	2.625	75.10	15:37:18.729
10 -	1:10.703	3.538	74.13	15:38:29.432

DIFF = Difference To Personal Best Lap

P15 96 Craig HARRIS				
LAP	LAP TIME	DIFF	MPH	TIME OF DAY
1 -	1:16.105	6.546	68.87	15:28:10.534
2 -	1:09.559 (1)		75.35	15:29:20.093
3 -	1:10.017 (2)	0.458	74.86	15:30:30.110
4 -	1:10.524	0.965	74.32	15:31:40.634
5 -	1:10.881	1.322	73.94	15:32:51.515
6 -	1:10.560	1.001	74.28	15:34:02.075
7 -	1:10.141 (3)	0.582	74.72	15:35:12.216
8 -	1:11.088	1.529	73.73	15:36:23.304
9 -	1:14.448	4.889	70.40	15:37:37.752

NG Road Racing - Rounds 6, 7 & 8 @ Pembrey

FPR FP1 / FP2 / FP3 / Evo / Naked Streetbike / BMW F900

Race 3 - STATISTICS

Competitors Started 15
Planned Start 2024-05-25 @ 14:50:00.000
Actual Start 2024-05-25 @ 15:26:54.428
Finish Time 2024-05-25 @ 15:37:21.717
Track Length 1.4560mi.
Total Laps 149
Total Distance Covered 216.9440mi.

Session Fastest Lap History

NO	CL	NAME	LAP TIME	TIME OF DAY	LAP	VEHICLE
9	FP3	Shaun HENNESSY	1:02.213	15:29:02.763	2	Yamaha YZF 750
6	EVO	Nick WILLIAMSON	1:01.984	15:29:03.668	2	Gsxr1000 998
79	EVO	Ian AGNEW	1:01.914	15:36:26.526	9	Yamaha R1 1000cc
6	EVO	Nick WILLIAMSON	1:01.823	15:37:21.732	10	Gsxr1000 998

Session Leader History

NO	CL	NAME	FROM LAP	LAPS LED	DISTANCE	VEHICLE
9	FP3	Shaun HENNESSY	1	3	4.36 miles	Yamaha YZF 750
6	EVO	Nick WILLIAMSON	4	3	4.36 miles	Gsxr1000 998
9	FP3	Shaun HENNESSY	7	1	1.45 miles	Yamaha YZF 750
6	EVO	Nick WILLIAMSON	8	3	4.36 miles	Gsxr1000 998

Flag History

TYPE	TIME OF DAY
GREEN	15:26:54.428
FINISH	15:37:21.717

Flag Statistics

TYPE	COUNT	TOTAL LAPS	TOTAL TIME
Green	1	10	11:44.557
Red	0	0	0.000
Safety Car	0	0	0.000
FCY	0	0	0.000

NG Road Racing - Rounds 6, 7 & 8 @ Pembrey

FPR FP1 / FP2 / FP3 / Evo / Naked Streetbike / BMW F900

Race 3 - STATISTICS

CLASS : FP1

1 Starters

Fastest Lap History

NO	NAME	LAP TIME	TIME OF DAY	LAP	VEHICLE
64	Andy GREEN	1:07.165	15:29:14.923	2	Harris Magnum 1123

Leader History

NO	NAME	FROM LAP	LAPS LED	DISTANCE	VEHICLE
64	Andy GREEN	1	10	14.56 miles	Harris Magnum 1123

NG Road Racing - Rounds 6, 7 & 8 @ Pembrey

FPR FP1 / FP2 / FP3 / Evo / Naked Streetbike / BMW F900

Race 3 - STATISTICS

CLASS : FP2

2 Starters

Fastest Lap History

NO	NAME	LAP TIME	TIME OF DAY	LAP	VEHICLE
12	Lee MARKS	1:05.443	15:29:12.568	2	Ducati 749
12	Lee MARKS	1:05.358	15:30:17.926	3	Ducati 749
12	Lee MARKS	1:04.721	15:31:22.647	4	Ducati 749

Leader History

NO	NAME	FROM LAP	LAPS LED	DISTANCE	VEHICLE
12	Lee MARKS	1	10	14.56 miles	Ducati 749

NG Road Racing - Rounds 6, 7 & 8 @ Pembrey

FPR FP1 / FP2 / FP3 / Evo / Naked Streetbike / BMW F900

Race 3 - STATISTICS

CLASS : FP3

2 Starters

Fastest Lap History

NO	NAME	LAP TIME	TIME OF DAY	LAP	VEHICLE
9	Shaun HENNESSY	1:02.213	15:29:02.763	2	Yamaha YZF 750

Leader History

NO	NAME	FROM LAP	LAPS LED	DISTANCE	VEHICLE
9	Shaun HENNESSY	1	10	14.56 miles	Yamaha YZF 750

NG Road Racing - Rounds 6, 7 & 8 @ Pembrey

FPR FP1 / FP2 / FP3 / Evo / Naked Streetbike / BMW F900

Race 3 - STATISTICS

CLASS : EVO

6 Starters

Fastest Lap History

NO	NAME	LAP TIME	TIME OF DAY	LAP	VEHICLE
6	Nick WILLIAMSON	1:01.984	15:29:03.668	2	Gsxr1000 998
79	Ian AGNEW	1:01.914	15:36:26.526	9	Yamaha R1 1000cc
6	Nick WILLIAMSON	1:01.823	15:37:21.732	10	Gsxr1000 998

Leader History

NO	NAME	FROM LAP	LAPS LED	DISTANCE	VEHICLE
6	Nick WILLIAMSON	1	10	14.56 miles	Gsxr1000 998

NG Road Racing - Rounds 6, 7 & 8 @ Pembrey

FPR FP1 / FP2 / FP3 / Evo / Naked Streetbike / BMW F900

Race 3 - STATISTICS

CLASS : NSB

4 Starters

Fastest Lap History

NO	NAME	LAP TIME	TIME OF DAY	LAP	VEHICLE
99	James CLEARY	1:03.627	15:29:06.727	2	BMW F900
99	James CLEARY	1:03.301	15:30:10.028	3	BMW F900
99	James CLEARY	1:03.066	15:31:13.094	4	BMW F900
99	James CLEARY	1:02.956	15:32:16.050	5	BMW F900
99	James CLEARY	1:02.783	15:33:18.833	6	BMW F900
99	James CLEARY	1:02.357	15:34:21.190	7	BMW F900

Leader History

NO	NAME	FROM LAP	LAPS LED	DISTANCE	VEHICLE
99	James CLEARY	1	10	14.56 miles	BMW F900

NG Road Racing - Rounds 6, 7 & 8 @ Pembrey

FPR FP1 / FP2 / FP3 / Evo / Naked Streetbike / BMW F900

Race 3 - LAP CHART

LAP 1 @ 15:28:00.535

NO	BEHIND	LAP TIME
9		1:06.106
6	1.136	1:07.242
71	2.155	1:08.261
99	2.533	1:08.639
79	3.262	1:09.368
92	3.886	1:09.992
19	5.400	1:11.506
146	6.316	1:12.422
12	6.581	1:12.687
64	7.215	1:13.321
991	7.433	1:13.539
48	8.222	1:14.328
31	9.386	1:15.492
96	9.999	1:16.105
78	10.093	1:16.199

LAP 2 @ 15:29:02.748

NO	BEHIND	LAP TIME
9		1:02.213
6	0.907	1:01.984
71	3.707	1:03.765
99	3.947	1:03.627
79	4.824	1:03.775
92	5.892	1:04.219
19	8.221	1:05.034
146	8.743	1:04.640
12	9.811	1:05.443
64	12.167	1:07.165
991	12.313	1:07.093
48	12.912	1:06.903
31	15.248	1:08.075
78	15.496	1:07.616
96	17.345	1:09.559

LAP 3 @ 15:30:05.675

NO	BEHIND	LAP TIME
9		1:02.927
6	0.192	1:02.212
71	3.887	1:03.107
99	4.321	1:03.301
79	4.937	1:03.040
92	6.897	1:03.932
19	10.715	1:05.421
146	11.633	1:05.817
12	12.242	1:05.358
991	16.262	1:06.876
64	16.844	1:07.604
48	17.298	1:07.313
78	18.953	1:06.384
31	22.127	1:09.806
96	24.435	1:10.017

LAP 4 @ 15:31:07.887

NO	BEHIND	LAP TIME
6		1:02.020
9	0.423	1:02.635
71	4.928	1:03.253
99	5.175	1:03.066
79	5.497	1:02.772
92	8.247	1:03.562
19	13.732	1:05.229

146	13.911	1:04.490
12	14.751	1:04.721
991	20.724	1:06.674
64	22.639	1:08.007
48	22.770	1:07.684
78	23.275	1:06.534
31	28.175	1:08.260
96	32.747	1:10.524

LAP 5 @ 15:32:10.267

NO	BEHIND	LAP TIME
6		1:02.380
9	0.418	1:02.375
99	5.751	1:02.956
71	6.473	1:03.925
79	6.723	1:03.606
92	9.396	1:03.529
146	15.598	1:04.067
19	16.350	1:04.998
12	17.459	1:05.088
991	24.747	1:06.403
48	27.600	1:07.210
78	29.197	1:08.302
64	29.976	1:09.717
31	34.286	1:08.491
96	41.248	1:10.881

LAP 6 @ 15:33:12.934

NO	BEHIND	LAP TIME
6		1:02.667
9	0.138	1:02.387
99	5.867	1:02.783
79	7.176	1:03.120
71	7.514	1:03.708
92	10.130	1:03.401
146	17.116	1:04.185
19	18.800	1:05.117
12	19.765	1:04.973
991	28.889	1:06.809
48	32.209	1:07.276
78	33.768	1:07.238
64	36.820	1:09.511
31	40.126	1:08.507
96	49.141	1:10.560

LAP 7 @ 15:34:15.330

NO	BEHIND	LAP TIME
9		1:02.258
6	0.137	1:02.533
99	5.828	1:02.357
79	6.899	1:02.119
71	8.610	1:03.492
92	11.063	1:03.329
146	19.379	1:04.659
19	21.360	1:04.956
12	22.422	1:05.053
991	32.592	1:06.099
48	37.208	1:07.395
78	37.769	1:06.397
64	43.789	1:09.365
31	45.907	1:08.177
96	56.886	1:10.141

LAP 8 @ 15:35:17.493

NO	BEHIND	LAP TIME
6		1:02.026
9	0.228	1:02.391
99	6.142	1:02.477
79	7.092	1:02.356
71	9.438	1:02.991
92	12.336	1:03.436
146	22.364	1:05.148
19	24.419	1:05.222
12	27.025	1:06.766
991	36.120	1:05.691
48	42.794	1:07.749
78	43.220	1:07.614
64	51.446	1:09.820
31	52.284	1:08.540

LAP 9 @ 15:36:19.895

NO	BEHIND	LAP TIME
6		1:02.402
9	0.861	1:03.035
96	1 Lap	1:11.088
99	6.336	1:02.596
79	6.604	1:01.914
71	10.467	1:03.431
92	14.135	1:04.201
146	25.112	1:05.150
19	26.850	1:04.833
12	31.786	1:07.163
991	39.540	1:05.822
48	47.231	1:06.839
78	48.092	1:07.274
64	58.834	1:09.790
31	58.918	1:09.036

LAP 10 @ 15:37:21.718


NO	BEHIND	LAP TIME
6		1:01.823
9	1.291	1:02.253
99	7.801	1:03.288
79	7.858	1:03.077
71	12.654	1:04.010
96	1 Lap	1:14.448
92	16.557	1:04.245
146	29.185	1:05.896
19	29.909	1:04.882
12	37.292	1:07.329
991	43.751	1:06.034
48	52.619	1:07.211
78	53.218	1:06.949
31	1:04.864	1:07.769
64	1:07.714	1:10.703

NG Road Racing - Rounds 6, 7 & 8 @ Pembrey

FPR FP1 / FP2 / FP3 / Evo / Naked Streetbike / BMW F900

Race 14 - GRID (10 Laps)

ROW 5	15	96 Craig HARRIS	14	64 Andy GREEN	13	31 Andrew HOWE
ROW 4	12	78 Lawrence GOODRIDGE	11	48 Gareth SUTTON	10	991 Daniel CLEARY
ROW 3	9	12 Lee MARKS	8	19 Daniel KIFT	7	146 David MORGAN
ROW 2	6	92 Gary CUTTS	5	71 Stu GOODSON	4	79 Ian AGNEW
ROW 1	3	99 James CLEARY	2	9 Shaun HENNESSY	1	6 Nick WILLIAMSON Pole



Pembrey National: 1.4560 miles

These results are provisional until the conclusion of any judicial and technical matters.

Clerk Of Course : Steve Solley

Stewards :

Timekeeper : NG Timekeepers

Results can be found at www.tsl-timing.com

Printed - 15:50 Saturday, 25 May 2024