



R P C o r s e L T D

# FPR SUZUKI BANDIT CHALLENGE / A&R FORMULA 400 & RP CORSE HONDA V400



NG Road Racing – Round 6, 7 & 8

Pembrey

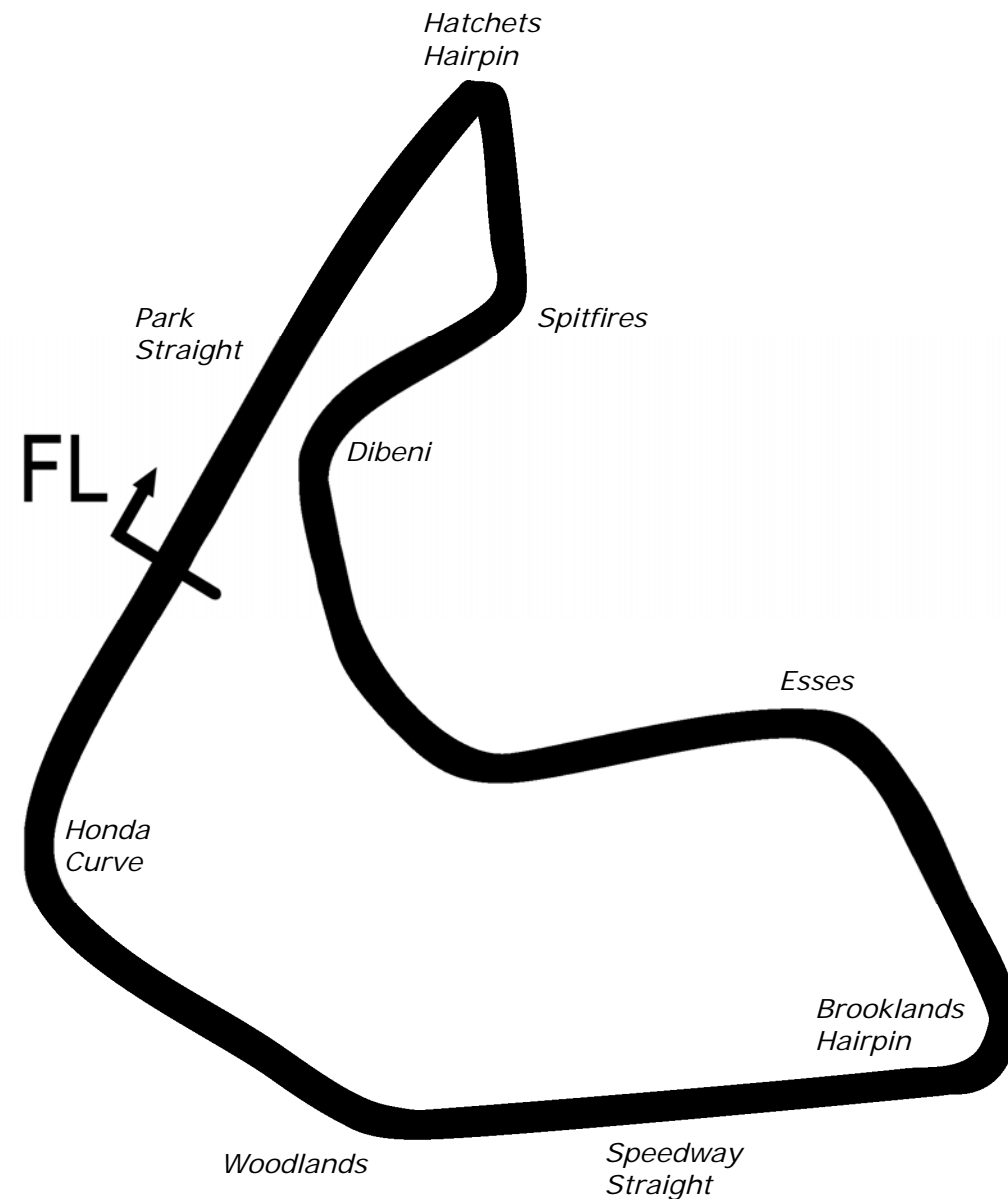
25-26 May 2024



Timing & Results Provided by Timing Solutions Ltd

[www.tsl-timing.com](http://www.tsl-timing.com)

# Pembrey



Length	1.4560 miles	2343.2 m	
FL		51.70587 N	4.32386 W
Pit Entry	2067m	51.70391 N	4.32452 W
Pit Exit	100m after FL	51.70664 N	4.32301 W
Pit Entry–Pit Exit	337m, 24.3s @50kph, 20.2s @60kph		

All results available at [www.tsl-timing.com](http://www.tsl-timing.com)

# NG Road Racing - Rounds 6, 7 & 8 @ Pembrey

Bandit / F400 / V400 / National 600 / Clubman 600

## TQ7 Qualifying - CLASSIFICATION

POS	NO	CL	PIC NAME	ENTRY	TIME	ON	LAPS	GAP	DIFF	MPH
1	29	BAN	1 Neil ATTENBOROUGH	Suzuki Bandit 600cc - Heat Unlimited	1:06.231	4	8			79.14
2	48	F400	1 Pete GIBSON	Honda VFR400 - .	1:06.645	5	7	0.414	0.414	78.64
3	111	BAN	2 Adrian O'CONNOR	Suzuki Bandit 600 - Gracie & Quinn	1:06.803	3	8	0.572	0.158	78.46
4	78	BAN	3 Mark WARDLE	Suzuki Bandit 600 - Rooster Pig Racing	1:07.163	3	8	0.932	0.360	78.04
5	171	F400	2 Dan HANBY	Yamaha fzr 409 - HD Masonary	1:07.723	8	9	1.492	0.560	77.39
6	988	F400	3 Anthony NORTHOVER	Kawasaki Zxr 400 - None	1:08.430	2	8	2.199	0.707	76.59
7	9	BAN	4 Richard DAVIS	Suzuki Bandit 600 - Trickabella Racing	1:08.857	3	8	2.626	0.427	76.12
8	96	BAN	5 Craig HARRIS	Bandit 600 - Billinghay Garage	1:09.027	7	9	2.796	0.170	75.93
9	54	BAN	6 Keith CHAMBERS	Suzuki Bandit 600cc - Second Gear	1:09.080	3	7	2.849	0.053	75.87
10	35	BAN	7 Tim HAWKINS	Bandit 600 - None	1:09.412	6	8	3.181	0.332	75.51
11	17	BAN	8 Shane WATSON	Suzuki Bandit 600 - Slims Racing	1:09.743	7	7	3.512	0.331	75.15
12	85	F400	4 Francesco ROSSATO	Zxr400. Class: F400. - RUROC	1:09.767	7	8	3.536	0.024	75.13
13	83	F400	5 Ryan DONNELLY	Kawasaki ZXR400 - Sponsor Needed	1:10.675	4	7	4.444	0.908	74.16
14	58	BAN	9 Grant DAVIES	Suzuki bandit 600 - WWW Racing	1:10.705	6	7	4.474	0.030	74.13
15	510	BAN	10 Kieran BARKER	Bandit 600 - Philip Lund Motor Engineers Ltd	1:11.248	6	8	5.017	0.543	73.56
16	24	V400	1 Harley MORGAN	Honda VFR400R - Jill Thornton	1:11.346	7	7	5.115	0.098	73.46
17	55	BAN	11 Lance MASCALL	Suzuki Bandit 600 - Acorns to Oaks	1:11.894	5	8	5.663	0.548	72.90
18	50	BAN	12 Kevin GALE	Suzuki Bandit 600 - West Wales Motorcycles Ltd	1:11.911	7	8	5.680	0.017	72.89
19	77	BAN	13 Pete BRATCHELL	Suzuki Bandit 600 - Mr B Weld and Fab	1:19.966	4	5	13.735	8.055	65.54
20	497	F400	6 Jonny NORTHOVER	Honda CBR 400 - NSE Racing			1			

Weather / Track : Sunny / Dry

These results are provisional until the conclusion of any judicial and technical matters.

Pembrey National: 1.4560 miles  
Date: 25/05/2024 Start: 13:18 Finish: 13:31

Clerk Of Course : Steve Solley

Stewards :

Timekeeper : NG Timekeepers

Results can be found at [www.tsl-timing.com](http://www.tsl-timing.com)

Printed - 13:33 Saturday, 25 May 2024

# NG Road Racing - Rounds 6, 7 & 8 @ Pembrey

Bandit / F400 / V400 / National 600 / Clubman 600

## TQ7 Qualifying - LAP ANALYSIS

DIFF = Difference To Personal Best Lap

P1 29 Neil ATTENBOROUGH				
LAP	LAP TIME	DIFF	MPH	TIME OF DAY
1 -	1:07.718	1.487	77.40	13:21:00.083
2 -	4:16.678	3:10.447	20.42	13:25:16.761
3 -	1:06.576	0.345	78.73	13:26:23.337
4 -	<b>1:06.231 (1)</b>		<b>79.14</b>	<b>13:27:29.568</b>
5 -	1:06.306 (2)	0.075	79.05	13:28:35.874
6 -	1:06.515 (3)	0.284	78.80	13:29:42.389
7 -	1:07.256	1.025	77.93	13:30:49.645
8 -	1:06.971	0.740	78.26	13:31:56.616

P2 48 Pete GIBSON				
LAP	LAP TIME	DIFF	MPH	TIME OF DAY
1 -	1:18.089	11.444	67.12	13:20:03.341
2 -	1:09.252	2.607	75.68	13:21:12.593
3 -	4:23.996	3:17.351	19.85	13:25:36.589
4 -	1:07.601 (3)	0.956	77.53	13:26:44.190
5 -	<b>1:06.645 (1)</b>		<b>78.64</b>	<b>13:27:50.835</b>
6 -	1:06.693 (2)	0.048	78.59	13:28:57.528
7 -	1:26.303 P	19.658	60.73	13:30:23.831

P3 111 Adrian O'CONNOR				
LAP	LAP TIME	DIFF	MPH	TIME OF DAY
1 -	1:07.623	0.820	77.51	13:21:00.245
2 -	4:17.021	3:10.218	20.39	13:25:17.266
3 -	<b>1:06.803 (1)</b>		<b>78.46</b>	<b>13:26:24.069</b>
4 -	1:06.922 (2)	0.119	78.32	13:27:30.991
5 -	1:07.558	0.755	77.58	13:28:38.549
6 -	1:07.448	0.645	77.71	13:29:45.997
7 -	1:07.293 (3)	0.490	77.89	13:30:53.290
8 -	1:40.010 P	33.207	52.41	13:32:33.300

P4 78 Mark WARDLE				
LAP	LAP TIME	DIFF	MPH	TIME OF DAY
1 -	1:08.727	1.564	76.26	13:20:59.933
2 -	4:17.756	3:10.593	20.33	13:25:17.689
3 -	<b>1:07.163 (1)</b>		<b>78.04</b>	<b>13:26:24.852</b>
4 -	1:07.250 (2)	0.087	77.94	13:27:32.102
5 -	1:07.541	0.378	77.60	13:28:39.643
6 -	1:07.415 (3)	0.252	77.75	13:29:47.058
7 -	1:07.692	0.529	77.43	13:30:54.750
8 -	1:37.621 P	30.458	53.69	13:32:32.371

P5 171 Dan HANBY				
LAP	LAP TIME	DIFF	MPH	TIME OF DAY
1 -	1:17.599	9.876	67.54	13:19:59.706
2 -	1:09.876	2.153	75.01	13:21:09.582
3 -	4:12.442	3:04.719	20.76	13:25:22.024
4 -	1:09.603	1.880	75.30	13:26:31.627
5 -	1:08.038	0.315	77.03	13:27:39.665
6 -	1:08.124	0.401	76.94	13:28:47.789
7 -	1:07.737 (2)	0.014	77.38	13:29:55.526
8 -	<b>1:07.723 (1)</b>		<b>77.39</b>	<b>13:31:03.249</b>
9 -	1:08.036 (3)	0.313	77.04	13:32:11.285

P6 988 Anthony NORTHOVER				
LAP	LAP TIME	DIFF	MPH	TIME OF DAY
1 -	1:16.710	8.280	68.33	13:20:04.858
2 -	<b>1:08.430 (1)</b>		<b>76.59</b>	<b>13:21:13.288</b>
3 -	4:11.434	3:03.004	20.84	13:25:24.722

DIFF = Difference To Personal Best Lap

4 -	1:08.810 (2)	0.380	76.17	13:26:33.532
5 -	1:08.841 (3)	0.411	76.14	13:27:42.373
6 -	1:09.888	1.458	75.00	13:28:52.261
7 -	1:09.182	0.752	75.76	13:30:01.443
8 -	1:12.127	3.697	72.67	13:31:13.570

P7 9 Richard DAVIS				
LAP	LAP TIME	DIFF	MPH	TIME OF DAY
1 -	1:09.744	0.887	75.15	13:21:05.732
2 -	4:14.445	3:05.588	20.60	13:25:20.177
3 -	<b>1:08.857 (1)</b>		<b>76.12</b>	<b>13:26:29.034</b>
4 -	1:09.322	0.465	75.61	13:27:38.356
5 -	1:09.224 (2)	0.367	75.71	13:28:47.580
6 -	1:09.305 (3)	0.448	75.63	13:29:56.885
7 -	1:09.835	0.978	75.05	13:31:06.720
8 -	1:10.562	1.705	74.28	13:32:17.282

P8 96 Craig HARRIS				
LAP	LAP TIME	DIFF	MPH	TIME OF DAY
1 -	1:15.870	6.843	69.08	13:20:04.545
2 -	1:10.323	1.296	74.53	13:21:14.868
3 -	4:04.239	2:55.212	21.46	13:25:19.107
4 -	1:09.170 (2)	0.143	75.77	13:26:28.277
5 -	1:09.720	0.693	75.18	13:27:37.997
6 -	1:10.736	1.709	74.10	13:28:48.733
7 -	<b>1:09.027 (1)</b>		<b>75.93</b>	<b>13:29:57.760</b>
8 -	1:09.210 (3)	0.183	75.73	13:31:06.970
9 -	1:09.694	0.667	75.20	13:32:16.664

P9 54 Keith CHAMBERS				
LAP	LAP TIME	DIFF	MPH	TIME OF DAY
1 -	1:27.888	18.808	59.63	13:20:22.664
2 -	5:23.727	4:14.647	16.19	13:25:46.391
3 -	<b>1:09.080 (1)</b>		<b>75.87</b>	<b>13:26:55.471</b>
4 -	1:09.809	0.729	75.08	13:28:05.280
5 -	1:09.519 (3)	0.439	75.39	13:29:14.799
6 -	1:09.222 (2)	0.142	75.72	13:30:24.021
7 -	1:09.578	0.498	75.33	13:31:33.599

P10 35 Tim HAWKINS				
LAP	LAP TIME	DIFF	MPH	TIME OF DAY
1 -	1:15.736	6.324	69.20	13:19:59.931
2 -	1:11.832	2.420	72.97	13:21:11.763
3 -	4:11.908	3:02.496	20.80	13:25:23.671
4 -	1:09.568 (2)	0.156	75.34	13:26:33.239
5 -	1:09.796	0.384	75.09	13:27:43.035
6 -	<b>1:09.412 (1)</b>		<b>75.51</b>	<b>13:28:52.447</b>
7 -	1:09.718 (3)	0.306	75.18	13:30:02.165
8 -	1:10.363	0.951	74.49	13:31:12.528

P11 17 Shane WATSON				
LAP	LAP TIME	DIFF	MPH	TIME OF DAY
1 -	1:13.142	3.399	71.66	13:21:12.722
2 -	4:09.772	3:00.029	20.98	13:25:22.494
3 -	1:10.784	1.041	74.05	13:26:33.278
4 -	1:11.040	1.297	73.78	13:27:44.318
5 -	1:10.213 (2)	0.470	74.65	13:28:54.531
6 -	1:10.516 (3)	0.773	74.33	13:30:05.047
7 -	<b>1:09.743 (1)</b>		<b>75.15</b>	<b>13:31:14.790</b>

# NG Road Racing - Rounds 6, 7 & 8 @ Pembrey

Bandit / F400 / V400 / National 600 / Clubman 600

## TQ7 Qualifying - LAP ANALYSIS

DIFF = Difference To Personal Best Lap

<b>P12 85 Francesco ROSSATO</b>				
LAP	LAP TIME	DIFF	MPH	TIME OF DAY
1 -	1:18.850	9.083	66.47	13:20:06.287
2 -	1:14.511	4.744	70.34	13:21:20.798
3 -	4:17.120	3:07.353	20.38	13:25:37.918
4 -	1:10.579 (3)	0.812	74.26	13:26:48.497
5 -	1:10.909	1.142	73.92	13:27:59.406
6 -	1:10.452 (2)	0.685	74.39	13:29:09.858
7 -	<b>1:09.767 (1)</b>		<b>75.13</b>	<b>13:30:19.625</b>
8 -	1:15.748	5.981	69.19	13:31:35.373

<b>P13 83 Ryan DONNELLY</b>				
LAP	LAP TIME	DIFF	MPH	TIME OF DAY
1 -	1:28.074	17.399	59.51	13:20:23.392
2 -	5:24.481	4:13.806	16.15	13:25:47.873
3 -	1:11.733	1.058	73.07	13:26:59.606
4 -	<b>1:10.675 (1)</b>		<b>74.16</b>	<b>13:28:10.281</b>
5 -	1:11.680	1.005	73.12	13:29:21.961
6 -	1:11.661 (3)	0.986	73.14	13:30:33.622
7 -	1:11.089 (2)	0.414	73.73	13:31:44.711

<b>P14 58 Grant DAVIES</b>				
LAP	LAP TIME	DIFF	MPH	TIME OF DAY
1 -	1:18.348	7.643	66.90	13:19:59.553
2 -	1:12.081	1.376	72.71	13:21:11.634
3 -	4:09.672	2:58.967	20.99	13:25:21.306
4 -	1:11.308 (3)	0.603	73.50	13:26:32.614
5 -	1:11.081 (2)	0.376	73.74	13:27:43.695
6 -	<b>1:10.705 (1)</b>		<b>74.13</b>	<b>13:28:54.400</b>
7 -	1:24.499 P	13.794	62.03	13:30:18.899

<b>P15 510 Kieran BARKER</b>				
LAP	LAP TIME	DIFF	MPH	TIME OF DAY
1 -	1:20.121	8.873	65.42	13:20:11.244
2 -	1:13.482	2.234	71.33	13:21:24.726
3 -	4:07.165	2:55.917	21.20	13:25:31.891
4 -	1:15.834	4.586	69.11	13:26:47.725
5 -	1:12.644	1.396	72.15	13:28:00.369
6 -	<b>1:11.248 (1)</b>		<b>73.56</b>	<b>13:29:11.617</b>
7 -	1:12.196 (3)	0.948	72.60	13:30:23.813
8 -	1:11.891 (2)	0.643	72.91	13:31:35.704

<b>P16 24 Harley MORGAN</b>				
LAP	LAP TIME	DIFF	MPH	TIME OF DAY
1 -	1:26.182	14.836	60.82	13:20:54.815
2 -	5:02.691	3:51.345	17.31	13:25:57.506
3 -	1:12.668	1.322	72.13	13:27:10.174
4 -	1:11.894 (3)	0.548	72.90	13:28:22.068
5 -	1:11.587 (2)	0.241	73.21	13:29:33.655
6 -	1:13.762	2.416	71.06	13:30:47.417
7 -	<b>1:11.346 (1)</b>		<b>73.46</b>	<b>13:31:58.763</b>

<b>P17 55 Lance MASCALL</b>				
LAP	LAP TIME	DIFF	MPH	TIME OF DAY
1 -	1:19.328	7.434	66.07	13:20:05.877
2 -	1:15.770	3.876	69.17	13:21:21.647
3 -	4:05.140	2:53.246	21.38	13:25:26.787
4 -	1:12.117 (3)	0.223	72.68	13:26:38.904
5 -	<b>1:11.894 (1)</b>		<b>72.90</b>	<b>13:27:50.798</b>
6 -	1:12.207	0.313	72.59	13:29:03.005

DIFF = Difference To Personal Best Lap

7 -	1:12.355	0.461	72.44	13:30:15.360
8 -	1:11.903 (2)	0.009	72.89	13:31:27.263

<b>P18 50 Kevin GALE</b>				
LAP	LAP TIME	DIFF	MPH	TIME OF DAY
1 -	1:19.993	8.082	65.52	13:20:05.469
2 -	1:15.270	3.359	69.63	13:21:20.739
3 -	4:04.338	2:52.427	21.45	13:25:25.077
4 -	1:12.456	0.545	72.34	13:26:37.533
5 -	1:12.017 (2)	0.106	72.78	13:27:49.550
6 -	1:12.126 (3)	0.215	72.67	13:29:01.676
7 -	<b>1:11.911 (1)</b>		<b>72.89</b>	<b>13:30:13.587</b>
8 -	1:17.371	5.460	67.74	13:31:30.958

<b>P19 77 Pete BRATCHELL</b>				
LAP	LAP TIME	DIFF	MPH	TIME OF DAY
1 -	1:20.320	0.354	65.25	13:26:51.053
2 -	1:20.277	0.311	65.29	13:28:11.330
3 -	1:20.172 (3)	0.206	65.37	13:29:31.502
4 -	<b>1:19.966 (1)</b>		<b>65.54</b>	<b>13:30:51.468</b>
5 -	1:19.988 (2)	0.022	65.52	13:32:11.456

<b>P20 497 Jonny NORTHOVER</b>				
LAP	LAP TIME	DIFF	MPH	TIME OF DAY
1 -	1:16.218		68.77	13:20:05.541

# NG Road Racing - Rounds 6, 7 & 8 @ Pembrey

Bandit / F400 / V400 / National 600 / Clubman 600

## TQ7 Qualifying - STATISTICS

**Competitors Started** 20  
**Planned Start** 2024-05-25 @ 12:06:00.000  
**Actual Start** 2024-05-25 @ 13:18:41.071  
**Finish Time** 2024-05-25 @ 13:31:16.111  
**Track Length** 1.4560mi.  
**Total Laps** 146  
**Total Distance Covered** 212.5760mi.

### Session Fastest Lap History

NO	CL	NAME	LAP TIME	TIME OF DAY	LAP	VEHICLE
171		Dan HANBY	1:09.876	13:21:09.591	2	Yamaha fzr 409
48		Pete GIBSON	1:09.252	13:21:12.614	2	Honda VFR400
988		Anthony NORTHOVER	1:08.430	13:21:13.320	2	Kawasaki Zxr 400
29	FPR Suzuki	Neil ATTENBOROUGH	1:06.576	13:26:23.352	3	Suzuki Bandit 600cc
29	FPR Suzuki	Neil ATTENBOROUGH	1:06.231	13:27:29.584	4	Suzuki Bandit 600cc

### Flag History

TYPE	TIME OF DAY
GREEN	13:18:41.071
RED	13:21:31.077
GREEN	13:24:06.117
FINISH	13:31:16.111

### Flag Statistics

TYPE	COUNT	TOTAL LAPS	TOTAL TIME
Green	2	9	11:26.900
Red	1	0	2:35.040
Safety Car	0	0	0.000
FCY	0	0	0.000

**NG Road Racing - Rounds 6, 7 & 8 @ Pembrey**  
**Bandit / F400 / V400 / National 600 / Clubman 600**  
**TQ7 Qualifying - STATISTICS**

**CLASS : FPR Suzuki Bandit Challenge**

13 Starters

**Fastest Lap History**

NO	NAME	LAP TIME	TIME OF DAY	LAP	VEHICLE
58	Grant DAVIES	1:12.081	13:21:11.655	2	Suzuki bandit 600
35	Tim HAWKINS	1:11.832	13:21:11.811	2	Bandit 600
96	Craig HARRIS	1:10.323	13:21:14.882	2	Bandit 600
29	Neil ATTENBOROUGH	1:06.576	13:26:23.352	3	Suzuki Bandit 600cc
29	Neil ATTENBOROUGH	1:06.231	13:27:29.584	4	Suzuki Bandit 600cc

**NG Road Racing - Rounds 6, 7 & 8 @ Pembrey**  
**Bandit / F400 / V400 / National 600 / Clubman 600**  
**TQ7 Qualifying - STATISTICS**

**CLASS : F400**

**6 Starters**

**Fastest Lap History**

NO	NAME	LAP TIME	TIME OF DAY	LAP	VEHICLE
171	Dan HANBY	<b>1:09.876</b>	13:21:09.591	2	Yamaha fzs 409
48	Pete GIBSON	<b>1:09.252</b>	13:21:12.614	2	Honda VFR400
988	Anthony NORTHOVER	<b>1:08.430</b>	13:21:13.320	2	Kawasaki Zxr 400
48	Pete GIBSON	<b>1:07.601</b>	13:26:44.211	4	Honda VFR400
48	Pete GIBSON	<b>1:06.645</b>	13:27:50.835	5	Honda VFR400



**NG Road Racing - Rounds 6, 7 & 8 @ Pembrey**  
**Bandit / F400 / V400 / National 600 / Clubman 600**  
**TQ7 Qualifying - STATISTICS**

**CLASS : V400**

1 Starters

**Fastest Lap History**


NO	NAME	LAP TIME	TIME OF DAY	LAP	VEHICLE
24	Harley MORGAN	<b>5:02.691</b>	13:25:57.519	2	Honda VFR400R
24	Harley MORGAN	<b>1:12.668</b>	13:27:10.185	3	Honda VFR400R
24	Harley MORGAN	<b>1:11.894</b>	13:28:22.080	4	Honda VFR400R
24	Harley MORGAN	<b>1:11.587</b>	13:29:33.666	5	Honda VFR400R
24	Harley MORGAN	<b>1:11.346</b>	13:31:58.774	7	Honda VFR400R

# NG Road Racing - Rounds 6, 7 & 8 @ Pembrey

Bandit / F400 / V400 / National 600 / Clubman 600

## Race 7 - GRID (10 Laps)

ROW 7		20	<b>497</b> Jonny NORTHOVER	19	<b>77</b> Pete BRATCHELL		
ROW 6	18	<b>50</b> Kevin GALE	17	<b>55</b> Lance MASCALL	16	<b>24</b> Harley MORGAN	
ROW 5		15	<b>510</b> Kieran BARKER	14	<b>58</b> Grant DAVIES	13	<b>83</b> Ryan DONNELLY
ROW 4	12	<b>85</b> Francesco ROSSATO	11	<b>17</b> Shane WATSON	10	<b>35</b> Tim HAWKINS	
ROW 3		9	<b>54</b> Keith CHAMBERS	8	<b>96</b> Craig HARRIS	7	<b>9</b> Richard DAVIS
ROW 2	6	<b>988</b> Anthony NORTHOVER	5	<b>171</b> Dan HANBY	4	<b>78</b> Mark WARDLE	
ROW 1		3	<b>111</b> Adrian O'CONNOR	2	<b>48</b> Pete GIBSON	1	<b>29</b> Neil ATTENBOROUGH
							<b>Pole</b>



Pembrey National: 1.4560 miles

These results are provisional until the conclusion of any judicial and technical matters.

Clerk Of Course : Steve Solley	Stewards :	Timekeeper : NG Timekeepers
--------------------------------	------------	-----------------------------

Results can be found at [www.tsl-timing.com](http://www.tsl-timing.com)

Printed - 13:37 Saturday, 25 May 2024

# NG Road Racing - Rounds 6, 7 & 8 @ Pembrey

Bandit / F400 / V400 / National 600 / Clubman 600

## Race 7 - CLASSIFICATION

POS	NO	CL	PIC NAME	ENTRY	LAPS	TIME	GAP	DIFF	MPH	BEST	ON
1	29	BAN	1 Neil ATTENBOROUGH	Suzuki Bandit 600cc - Heat Unlimited	10	11:15.663			77.57	1:06.055	10
2	78	BAN	2 Mark WARDLE	Suzuki Bandit 600 - Rooster Pig Racing	10	11:17.004	1.341	1.341	77.42	1:06.707	10
3	48	F400	1 Pete GIBSON	Honda VFR400 - .	10	11:17.232	1.569	0.228	77.39	1:05.658	4
4	111	BAN	3 Adrian O'CONNOR	Suzuki Bandit 600 - Gracie & Quinn	10	11:21.420	5.757	4.188	76.92	1:06.887	8
5	171	F400	2 Dan HANBY	Yamaha fzs 409 - HD Masonary	10	11:21.879	6.216	0.459	76.86	1:06.288	9
6	988	F400	3 Anthony NORTHOVER	Kawasaki Zxr 400 - None	10	11:34.119	18.456	12.240	75.51	1:08.154	5
7	9	BAN	4 Richard DAVIS	Suzuki Bandit 600 - Trickabella Racing	10	11:34.295	18.632	0.176	75.49	1:08.147	9
8	96	BAN	5 Craig HARRIS	Bandit 600 - Billinghay Garage	10	11:34.981	19.318	0.686	75.42	1:07.975	2
9	54	BAN	6 Keith CHAMBERS	Suzuki Bandit 600cc - Second Gear	10	11:35.308	19.645	0.327	75.38	1:07.938	10
10	35	BAN	7 Tim HAWKINS	Bandit 600 - None	10	11:35.459	19.796	0.151	75.36	1:08.165	4
11	58	BAN	8 Grant DAVIES	Suzuki bandit 600 - WWW Racing	10	11:45.571	29.908	10.112	74.28	1:09.074	10
12	85	F400	4 Francesco ROSSATO	Zxr400. Class: F400. - RUROC	10	11:46.588	30.925	1.017	74.18	1:09.277	5
13	17	BAN	9 Shane WATSON	Suzuki Bandit 600 - Slims Racing	10	11:47.349	31.686	0.761	74.10	1:09.194	6
14	83	F400	5 Ryan DONNELLY	Kawasaki ZXR400 - Sponsor Needed	10	11:48.018	32.355	0.669	74.03	1:09.340	3
15	24	V400	1 Harley MORGAN	Honda VFR400R - Jill Thornton	10	12:00.226	44.563	12.208	72.77	1:10.262	2
16	510	BAN	10 Kieran BARKER	Bandit 600 - Philip Lund Motor Engineers Ltd	10	12:02.403	46.740	2.177	72.55	1:10.755	2
17	50	BAN	11 Kevin GALE	Suzuki Bandit 600 - West Wales Motorcycles Ltd	10	12:10.224	54.561	7.821	71.78	1:11.177	2
18	77	BAN	12 Pete BRATCHELL	Suzuki Bandit 600 - Mr B Weld and Fab	9	12:06.703	1 Lap	1 Lap	64.91	1:19.166	2

### FASTEST LAP

48	F400	Pete GIBSON	Honda VFR400 - .	4	1:05.658	79.83 mph	128.47 kph
29	BAN	Neil ATTENBOROUGH	Suzuki Bandit 600cc - Heat Unlimited	10	1:06.055	79.35 mph	127.70 kph
24	V400	Harley MORGAN	Honda VFR400R - Jill Thornton	2	1:10.262	74.60 mph	120.05 kph

### NO 17 - SHANE WATSON - NO TRANSPONDER SIGNAL

Class BAN - 92.5% of Race Speed = 71.75 mph

Class F400 - 92.5% of Race Speed = 71.58 mph

Class V400 - 92.5% of Race Speed = 67.31 mph

Weather / Track : Cloudy / Dry

These results are provisional until the conclusion of any judicial and technical matters.

Race Distance: 10 Laps / 14.56 miles

Pembrey National: 1.4560 miles

Date: 25/05/2024 Start: 16:35 Finish: 16:47

Clerk Of Course : Steve Solley

Stewards :

Timekeeper : NG Timekeepers

Results can be found at [www.tsl-timing.com](http://www.tsl-timing.com)

Printed - 16:48 Saturday, 25 May 2024

# NG Road Racing - Rounds 6, 7 & 8 @ Pembrey

Bandit / F400 / V400 / National 600 / Clubman 600

## Race 7 - LAP ANALYSIS

DIFF = Difference To Personal Best Lap

P1 29 Neil ATTENBOROUGH				
LAP	LAP TIME	DIFF	MPH	TIME OF DAY
1 -	1:12.756	6.701	72.04	16:36:59.001
2 -	1:07.208	1.153	77.99	16:38:06.209
3 -	1:06.938 (3)	0.883	78.30	16:39:13.147
4 -	1:07.306	1.251	77.87	16:40:20.453
5 -	1:07.040	0.985	78.18	16:41:27.493
6 -	1:07.210	1.155	77.98	16:42:34.703
7 -	1:07.486	1.431	77.66	16:43:42.189
8 -	1:07.174	1.119	78.03	16:44:49.363
9 -	1:06.490 (2)	0.435	78.83	16:45:55.853
10 -	1:06.055 (1)		79.35	16:47:01.908

P2 78 Mark WARDLE				
LAP	LAP TIME	DIFF	MPH	TIME OF DAY
1 -	1:13.038	6.331	71.76	16:36:59.283
2 -	1:07.443	0.736	77.71	16:38:06.726
3 -	1:07.282	0.575	77.90	16:39:14.008
4 -	1:07.214	0.507	77.98	16:40:21.222
5 -	1:06.816 (3)	0.109	78.44	16:41:28.038
6 -	1:07.140	0.433	78.06	16:42:35.178
7 -	1:07.523	0.816	77.62	16:43:42.701
8 -	1:07.074	0.367	78.14	16:44:49.775
9 -	1:06.767 (2)	0.060	78.50	16:45:56.542
10 -	1:06.707 (1)		78.57	16:47:03.249

P3 48 Pete GIBSON				
LAP	LAP TIME	DIFF	MPH	TIME OF DAY
1 -	1:14.120	8.462	70.71	16:37:00.365
2 -	1:08.775	3.117	76.21	16:38:09.140
3 -	1:08.644	2.986	76.35	16:39:17.784
4 -	1:05.658 (1)		79.83	16:40:23.442
5 -	1:06.025 (2)	0.367	79.38	16:41:29.467
6 -	1:06.293 (3)	0.635	79.06	16:42:35.760
7 -	1:07.210	1.552	77.98	16:43:42.970
8 -	1:07.111	1.453	78.10	16:44:50.081
9 -	1:06.764	1.106	78.50	16:45:56.845
10 -	1:06.632	0.974	78.66	16:47:03.477

P4 111 Adrian O'CONNOR				
LAP	LAP TIME	DIFF	MPH	TIME OF DAY
1 -	1:12.386	5.499	72.41	16:36:58.631
2 -	1:07.435	0.548	77.72	16:38:06.066
3 -	1:07.625	0.738	77.50	16:39:13.691
4 -	1:06.919 (2)	0.032	78.32	16:40:20.610
5 -	1:07.038 (3)	0.151	78.18	16:41:27.648
6 -	1:07.379	0.492	77.79	16:42:35.027
7 -	1:10.135	3.248	74.73	16:43:45.162
8 -	1:06.887 (1)		78.36	16:44:52.049
9 -	1:07.060	0.173	78.16	16:45:59.109
10 -	1:08.556	1.669	76.45	16:47:07.665

P5 171 Dan HANBY				
LAP	LAP TIME	DIFF	MPH	TIME OF DAY
1 -	1:14.990	8.702	69.89	16:37:01.235
2 -	1:08.316	2.028	76.72	16:38:09.551
3 -	1:08.451	2.163	76.57	16:39:18.002
4 -	1:08.273	1.985	76.77	16:40:26.275
5 -	1:07.307	1.019	77.87	16:41:33.582
6 -	1:06.936 (3)	0.648	78.30	16:42:40.518
7 -	1:06.966	0.678	78.27	16:43:47.484

DIFF = Difference To Personal Best Lap

8 -	1:07.671	1.383	77.45	16:44:55.155
9 -	1:06.288 (1)		79.07	16:46:01.443
10 -	1:06.681 (2)	0.393	78.60	16:47:08.124

P6 988 Anthony NORTHOVER				
LAP	LAP TIME	DIFF	MPH	TIME OF DAY
1 -	1:14.240	6.086	70.60	16:37:00.485
2 -	1:08.323 (3)	0.169	76.71	16:38:08.808
3 -	1:08.937	0.783	76.03	16:39:17.745
4 -	1:08.199 (2)	0.045	76.85	16:40:25.944
5 -	1:08.154 (1)		76.90	16:41:34.098
6 -	1:09.322	1.168	75.61	16:42:43.420
7 -	1:09.883	1.729	75.00	16:43:53.303
8 -	1:09.592	1.438	75.31	16:45:02.895
9 -	1:09.000	0.846	75.96	16:46:11.895
10 -	1:08.469	0.315	76.55	16:47:20.364

P7 9 Richard DAVIS				
LAP	LAP TIME	DIFF	MPH	TIME OF DAY
1 -	1:13.741	5.594	71.08	16:36:59.986
2 -	1:08.684	0.537	76.31	16:38:08.670
3 -	1:09.803	1.656	75.09	16:39:18.473
4 -	1:09.390	1.243	75.53	16:40:27.863
5 -	1:08.852	0.705	76.12	16:41:36.715
6 -	1:08.875	0.728	76.10	16:42:45.590
7 -	1:08.353 (3)	0.206	76.68	16:43:53.943
8 -	1:10.145	1.998	74.72	16:45:04.088
9 -	1:08.147 (1)		76.91	16:46:12.235
10 -	1:08.305 (2)	0.158	76.73	16:47:20.540

P8 96 Craig HARRIS				
LAP	LAP TIME	DIFF	MPH	TIME OF DAY
1 -	1:15.941	7.966	69.02	16:37:02.186
2 -	1:07.975 (1)		77.11	16:38:10.161
3 -	1:08.787	0.812	76.20	16:39:18.948
4 -	1:09.310	1.335	75.62	16:40:28.258
5 -	1:08.962	0.987	76.00	16:41:37.220
6 -	1:08.701	0.726	76.29	16:42:45.921
7 -	1:08.494 (3)	0.519	76.52	16:43:54.415
8 -	1:10.103	2.128	74.76	16:45:04.518
9 -	1:08.723	0.748	76.27	16:46:13.241
10 -	1:07.985 (2)	0.010	77.09	16:47:21.226

P9 54 Keith CHAMBERS				
LAP	LAP TIME	DIFF	MPH	TIME OF DAY
1 -	1:16.058	8.120	68.91	16:37:02.303
2 -	1:08.398 (3)	0.460	76.63	16:38:10.701
3 -	1:08.469	0.531	76.55	16:39:19.170
4 -	1:09.222	1.284	75.72	16:40:28.392
5 -	1:08.958	1.020	76.01	16:41:37.350
6 -	1:09.368	1.430	75.56	16:42:46.718
7 -	1:08.262 (2)	0.324	76.78	16:43:54.980
8 -	1:09.950	2.012	74.93	16:45:04.930
9 -	1:08.685	0.747	76.31	16:46:13.615
10 -	1:07.938 (1)		77.15	16:47:21.553

P10 35 Tim HAWKINS				
LAP	LAP TIME	DIFF	MPH	TIME OF DAY
1 -	1:16.280	8.115	68.71	16:37:02.525
2 -	1:09.364	1.199	75.56	16:38:11.889
3 -	1:08.676	0.511	76.32	16:39:20.565

# NG Road Racing - Rounds 6, 7 & 8 @ Pembrey

Bandit / F400 / V400 / National 600 / Clubman 600

## Race 7 - LAP ANALYSIS

DIFF = Difference To Personal Best Lap

4 -	<b>1:08.165 (1)</b>		<b>76.89</b>	<b>16:40:28.730</b>
5 -	1:08.960	0.795	76.00	16:41:37.690
6 -	1:08.526	0.361	76.49	16:42:46.216
7 -	1:08.406 (3)	0.241	76.62	16:43:54.622
8 -	1:10.060	1.895	74.81	16:45:04.682
9 -	1:08.727	0.562	76.26	16:46:13.409
10 -	1:08.295 (2)	0.130	76.74	16:47:21.704

### P11 58 Grant DAVIES

LAP	LAP TIME	DIFF	MPH	TIME OF DAY
1 -	1:15.837	6.763	69.11	16:37:02.082
2 -	1:10.119	1.045	74.75	16:38:12.201
3 -	1:09.602 (2)	0.528	75.30	16:39:21.803
4 -	1:10.287	1.213	74.57	16:40:32.090
5 -	1:09.999	0.925	74.88	16:41:42.089
6 -	1:10.205	1.131	74.66	16:42:52.294
7 -	1:10.652	1.578	74.18	16:44:02.946
8 -	1:09.693 (3)	0.619	75.20	16:45:12.639
9 -	1:10.103	1.029	74.76	16:46:22.742
10 -	<b>1:09.074 (1)</b>		<b>75.88</b>	<b>16:47:31.816</b>

### P12 85 Francesco ROSSATO

LAP	LAP TIME	DIFF	MPH	TIME OF DAY
1 -	1:16.908	7.631	68.15	16:37:03.153
2 -	1:09.961	0.684	74.92	16:38:13.114
3 -	1:09.923	0.646	74.96	16:39:23.037
4 -	1:10.094	0.817	74.77	16:40:33.131
5 -	<b>1:09.277 (1)</b>		<b>75.66</b>	<b>16:41:42.408</b>
6 -	1:10.099	0.822	74.77	16:42:52.507
7 -	1:09.779 (2)	0.502	75.11	16:44:02.286
8 -	1:09.922 (3)	0.645	74.96	16:45:12.208
9 -	1:10.440	1.163	74.41	16:46:22.648
10 -	1:10.185	0.908	74.68	16:47:32.833

### P13 17 Shane WATSON

LAP	LAP TIME	DIFF	MPH	TIME OF DAY
1 -	1:17.924	8.730	67.26	16:37:04.169
2 -	1:09.522	0.328	75.39	16:38:13.691
3 -	1:09.516 (3)	0.322	75.40	16:39:23.207
4 -	1:10.738	1.544	74.09	16:40:33.945
5 -	1:09.381 (2)	0.187	75.54	16:41:43.326
6 -	<b>1:09.194 (1)</b>		<b>75.75</b>	<b>16:42:52.520</b>
7 -	1:10.090	0.896	74.78	16:44:02.610
8 -	1:09.806	0.612	75.08	16:45:12.416
9 -	1:11.026	1.832	73.79	16:46:23.442
10 -	1:10.152	0.958	74.71	16:47:33.594

### P14 83 Ryan DONNELLY

LAP	LAP TIME	DIFF	MPH	TIME OF DAY
1 -	1:17.381	8.041	67.73	16:37:03.626
2 -	1:09.667 (2)	0.327	75.23	16:38:13.293
3 -	<b>1:09.340 (1)</b>		<b>75.59</b>	<b>16:39:22.633</b>
4 -	1:10.369	1.029	74.48	16:40:33.002
5 -	1:09.999	0.659	74.88	16:41:43.001
6 -	1:09.987	0.647	74.89	16:42:52.988
7 -	1:10.218	0.878	74.64	16:44:03.206
8 -	1:09.756 (3)	0.416	75.14	16:45:12.962
9 -	1:10.290	0.950	74.57	16:46:23.252
10 -	1:11.011	1.671	73.81	16:47:34.263

DIFF = Difference To Personal Best Lap

P15 24 Harley MORGAN				
LAP	LAP TIME	DIFF	MPH	TIME OF DAY
1 -	1:19.654	9.392	65.80	16:37:05.899
2 -	<b>1:10.262 (1)</b>		<b>74.60</b>	<b>16:38:16.161</b>
3 -	1:11.279	1.017	73.53	16:39:27.440
4 -	1:11.062	0.800	73.76	16:40:38.502
5 -	1:11.182	0.920	73.63	16:41:49.684
6 -	1:10.774 (3)	0.512	74.06	16:43:00.458
7 -	1:10.974	0.712	73.85	16:44:11.432
8 -	1:10.736 (2)	0.474	74.10	16:45:22.168
9 -	1:11.533	1.271	73.27	16:46:33.701
10 -	1:12.770	2.508	72.02	16:47:46.471

### P16 510 Kieran BARKER

LAP	LAP TIME	DIFF	MPH	TIME OF DAY
1 -	1:18.913	8.158	66.42	16:37:05.158
2 -	<b>1:10.755 (1)</b>		<b>74.08</b>	<b>16:38:15.913</b>
3 -	1:11.239	0.484	73.57	16:39:27.152
4 -	1:11.221 (3)	0.466	73.59	16:40:38.373
5 -	1:12.216	1.461	72.58	16:41:50.589
6 -	1:11.248	0.493	73.56	16:43:01.837
7 -	1:11.416	0.661	73.39	16:44:13.253
8 -	1:10.815 (2)	0.060	74.01	16:45:24.068
9 -	1:11.579	0.824	73.22	16:46:35.647
10 -	1:13.001	2.246	71.80	16:47:48.648

### P17 50 Kevin GALE

LAP	LAP TIME	DIFF	MPH	TIME OF DAY
1 -	1:19.674	8.497	65.78	16:37:05.919
2 -	<b>1:11.177 (1)</b>		<b>73.64</b>	<b>16:38:17.096</b>
3 -	1:11.344 (2)	0.167	73.46	16:39:28.440
4 -	1:12.110 (3)	0.933	72.68	16:40:40.550
5 -	1:12.378	1.201	72.41	16:41:52.928
6 -	1:12.506	1.329	72.29	16:43:05.434
7 -	1:12.579	1.402	72.21	16:44:18.013
8 -	1:13.064	1.887	71.73	16:45:31.077
9 -	1:12.650	1.473	72.14	16:46:43.727
10 -	1:12.742	1.565	72.05	16:47:56.469

### P18 77 Pete BRATCHELL

LAP	LAP TIME	DIFF	MPH	TIME OF DAY
1 -	1:26.093	6.927	60.88	16:37:12.338
2 -	<b>1:19.166 (1)</b>		<b>66.21</b>	<b>16:38:31.504</b>
3 -	1:19.400 (3)	0.234	66.01	16:39:50.904
4 -	1:20.485	1.319	65.12	16:41:11.389
5 -	1:20.121	0.955	65.42	16:42:31.510
6 -	1:20.885	1.719	64.80	16:43:52.395
7 -	1:19.362 (2)	0.196	66.04	16:45:11.757
8 -	1:19.987	0.821	65.53	16:46:31.744
9 -	1:21.204	2.038	64.54	16:47:52.948

**NG Road Racing - Rounds 6, 7 & 8 @ Pembrey**  
**Bandit / F400 / V400 / National 600 / Clubman 600**

**Race 7 - STATISTICS**

**Competitors Started** 18  
**Planned Start** 2024-05-25 @ 16:10:00.000  
**Actual Start** 2024-05-25 @ 16:35:46.244  
**Finish Time** 2024-05-25 @ 16:47:01.907  
**Track Length** 1.4560mi.  
**Total Laps** 179  
**Total Distance Covered** 260.6240mi.

**Session Fastest Lap History**

NO	CL	NAME	LAP TIME	TIME OF DAY	LAP	VEHICLE
111	FPR Suzuki	<b>Adrian O'CONNOR</b>	<b>1:07.435</b>	16:38:06.082	2	Suzuki Bandit 600
29	FPR Suzuki	<b>Neil ATTENBOROUGH</b>	<b>1:07.208</b>	16:38:06.225	2	Suzuki Bandit 600cc
29	FPR Suzuki	<b>Neil ATTENBOROUGH</b>	<b>1:06.938</b>	16:39:13.162	3	Suzuki Bandit 600cc
111	FPR Suzuki	<b>Adrian O'CONNOR</b>	<b>1:06.919</b>	16:40:20.626	4	Suzuki Bandit 600
48		<b>Pete GIBSON</b>	<b>1:05.658</b>	16:40:23.463	4	Honda VFR400

**Session Leader History**

NO	CL	NAME	FROM LAP	LAPS LED	DISTANCE	VEHICLE
111	FPR Suzuki	<b>Adrian O'CONNOR</b>	1	2	2.91 miles	Suzuki Bandit 600
29	FPR Suzuki	<b>Neil ATTENBOROUGH</b>	3	8	11.64 miles	Suzuki Bandit 600cc

**Flag History**

TYPE	TIME OF DAY
GREEN	16:35:46.244
FINISH	16:47:01.907

**Flag Statistics**

TYPE	COUNT	TOTAL LAPS	TOTAL TIME
Green	1	10	12:23.261
Red	0	0	0.000
Safety Car	0	0	0.000
FCY	0	0	0.000

# NG Road Racing - Rounds 6, 7 & 8 @ Pembrey

Bandit / F400 / V400 / National 600 / Clubman 600

## Race 7 - STATISTICS

CLASS : FPR Suzuki Bandit Challenge

12 Starters

### Fastest Lap History

NO	NAME	LAP TIME	TIME OF DAY	LAP	VEHICLE
111	Adrian O'CONNOR	1:07.435	16:38:06.082	2	Suzuki Bandit 600
29	Neil ATTENBOROUGH	1:07.208	16:38:06.225	2	Suzuki Bandit 600cc
29	Neil ATTENBOROUGH	1:06.938	16:39:13.162	3	Suzuki Bandit 600cc
111	Adrian O'CONNOR	1:06.919	16:40:20.626	4	Suzuki Bandit 600
78	Mark WARDLE	1:06.816	16:41:28.052	5	Suzuki Bandit 600
29	Neil ATTENBOROUGH	1:06.490	16:45:55.869	9	Suzuki Bandit 600cc
29	Neil ATTENBOROUGH	1:06.055	16:47:01.923	10	Suzuki Bandit 600cc

### Leader History

NO	NAME	FROM LAP	LAPS LED	DISTANCE	VEHICLE
111	Adrian O'CONNOR	1	2	2.91 miles	Suzuki Bandit 600
29	Neil ATTENBOROUGH	3	8	11.64 miles	Suzuki Bandit 600cc

**NG Road Racing - Rounds 6, 7 & 8 @ Pembrey**  
**Bandit / F400 / V400 / National 600 / Clubman 600**  
**Race 7 - STATISTICS**

**CLASS : F400**

**5 Starters**

**Fastest Lap History**

NO	NAME	LAP TIME	TIME OF DAY	LAP	VEHICLE
988	Anthony NORTHOVER	1:08.323	16:38:08.839	2	Kawasaki Zxr 400
171	Dan HANBY	1:08.316	16:38:09.559	2	Yamaha fzr 409
48	Pete GIBSON	1:05.658	16:40:23.463	4	Honda VFR400

**Leader History**

NO	NAME	FROM LAP	LAPS LED	DISTANCE	VEHICLE
48	Pete GIBSON	1	1	1.45 miles	Honda VFR400
988	Anthony NORTHOVER	2	2	2.91 miles	Kawasaki Zxr 400
48	Pete GIBSON	4	7	10.19 miles	Honda VFR400



**NG Road Racing - Rounds 6, 7 & 8 @ Pembrey**  
**Bandit / F400 / V400 / National 600 / Clubman 600**  
**Race 7 - STATISTICS**

**CLASS : V400**

1 Starters

**Fastest Lap History**

NO	NAME	LAP TIME	TIME OF DAY	LAP	VEHICLE
24	Harley MORGAN	1:10.262	16:38:16.173	2	Honda VFR400R

**Leader History**

NO	NAME	FROM LAP	LAPS LED	DISTANCE	VEHICLE
24	Harley MORGAN	1	10	14.56 miles	Honda VFR400R

# NG Road Racing - Rounds 6, 7 & 8 @ Pembrey

Bandit / F400 / V400 / National 600 / Clubman 600

## Race 7 - LAP CHART

LAP 1 @ 16:36:58.631			LAP 4 @ 16:40:20.453			LAP 7 @ 16:43:42.189			LAP 10 @ 16:47:01.908		
NO	BEHIND	LAP TIME	NO	BEHIND	LAP TIME	NO	BEHIND	LAP TIME	NO	BEHIND	LAP TIME
111		1:12.386	29		1:07.306	29		1:07.486	29		1:06.055
29	0.370	1:12.756	111	0.157	1:06.919	78	0.512	1:07.523	78	1.341	1:06.707
78	0.652	1:13.038	78	0.769	1:07.214	48	0.781	1:07.210	48	1.569	1:06.632
9	1.355	1:13.741	48	2.989	1:05.658	111	2.973	1:10.135	111	5.757	1:08.556
48	1.734	1:14.120	988	5.491	1:08.199	171	5.295	1:06.966	171	6.216	1:06.681
988	1.854	1:14.240	171	5.822	1:08.273	77	1 Lap	1:20.885	988	18.456	1:08.469
171	2.604	1:14.990	9	7.410	1:09.390	988	11.114	1:09.883	9	18.632	1:08.305
58	3.451	1:15.837	96	7.805	1:09.310	9	11.754	1:08.353	96	19.318	1:07.985
96	3.555	1:15.941	54	7.939	1:09.222	96	12.226	1:08.494	54	19.645	1:07.938
54	3.672	1:16.058	35	8.277	1:08.165	35	12.433	1:08.406	35	19.796	1:08.295
35	3.894	1:16.280	58	11.637	1:10.287	54	12.791	1:08.262	58	29.908	1:09.074
85	4.522	1:16.908	83	12.549	1:10.369	85	20.097	1:09.779	85	30.925	1:10.185
83	4.995	1:17.381	85	12.678	1:10.094	17	20.421	1:10.090	17	31.686	1:10.152
17	5.538	1:17.924	17	13.492	1:10.738	58	20.757	1:10.652	83	32.355	1:11.011
510	6.527	1:18.913	510	17.920	1:11.221	83	21.017	1:10.218	24	44.563	1:12.770
24	7.268	1:19.654	24	18.049	1:11.062	24	29.243	1:10.974	510	46.740	1:13.001
50	7.288	1:19.674	50	20.097	1:12.110	510	31.064	1:11.416	77	1 Lap	1:21.204
77	13.707	1:26.093	77	50.936	1:20.485	50	35.824	1:12.579	50	54.561	1:12.742

LAP 2 @ 16:38:06.066			LAP 5 @ 16:41:27.493			LAP 8 @ 16:44:49.363		
NO	BEHIND	LAP TIME	NO	BEHIND	LAP TIME	NO	BEHIND	LAP TIME
111		1:07.435	29		1:07.040	29		1:07.174
29	0.143	1:07.208	111	0.155	1:07.038	78	0.412	1:07.074
78	0.660	1:07.443	78	0.545	1:06.816	48	0.718	1:07.111
9	2.604	1:08.684	48	1.974	1:06.025	111	2.686	1:06.887
988	2.742	1:08.323	171	6.089	1:07.307	171	5.792	1:07.671
48	3.074	1:08.775	988	6.605	1:08.154	988	13.532	1:09.592
171	3.485	1:08.316	9	9.222	1:08.852	9	14.725	1:10.145
96	4.095	1:07.975	96	9.727	1:08.962	96	15.155	1:10.103
54	4.635	1:08.398	54	9.857	1:08.958	35	15.319	1:10.060
35	5.823	1:09.364	35	10.197	1:08.960	54	15.567	1:09.950
58	6.135	1:10.119	58	14.596	1:09.999	77	1 Lap	1:19.362
85	7.048	1:09.961	85	14.915	1:09.277	85	22.845	1:09.922
83	7.227	1:09.667	83	15.508	1:09.999	17	23.053	1:09.806
17	7.625	1:09.522	17	15.833	1:09.381	58	23.276	1:09.693
510	9.847	1:10.755	24	22.191	1:11.182	83	23.599	1:09.756
24	10.095	1:10.262	510	23.096	1:12.216	24	32.805	1:10.736
50	11.030	1:11.177	50	25.435	1:12.378	510	34.705	1:10.815
77	25.438	1:19.166	77	1:04.017	1:20.121	50	41.714	1:13.064


LAP 3 @ 16:39:13.147			LAP 6 @ 16:42:34.703			LAP 9 @ 16:45:55.853		
NO	BEHIND	LAP TIME	NO	BEHIND	LAP TIME	NO	BEHIND	LAP TIME
29		1:06.938	29		1:07.210	29		1:06.490
111	0.544	1:07.625	111	0.324	1:07.379	78	0.689	1:06.767
78	0.861	1:07.282	78	0.475	1:07.140	48	0.992	1:06.764
988	4.598	1:08.937	48	1.057	1:06.293	111	3.256	1:07.060
48	4.637	1:08.644	171	5.815	1:06.936	171	5.590	1:06.288
171	4.855	1:08.451	988	8.717	1:09.322	988	16.042	1:09.000
9	5.326	1:09.803	9	10.887	1:08.875	9	16.382	1:08.147
96	5.801	1:08.787	96	11.218	1:08.701	96	17.388	1:08.723
54	6.023	1:08.469	35	11.513	1:08.526	35	17.556	1:08.727
35	7.418	1:08.676	54	12.015	1:09.368	54	17.762	1:08.685
58	8.656	1:09.602	58	17.591	1:10.205	85	26.795	1:10.440
83	9.486	1:09.340	85	17.804	1:10.099	58	26.889	1:10.103
85	9.890	1:09.923	17	17.817	1:09.194	83	27.399	1:10.290
17	10.060	1:09.516	83	18.285	1:09.987	17	27.589	1:11.026
510	14.005	1:11.239	24	25.755	1:10.774	77	1 Lap	1:19.987
24	14.293	1:11.279	510	27.134	1:11.248	24	37.848	1:11.533
50	15.293	1:11.344	50	30.731	1:12.506	510	39.794	1:11.579
77	37.757	1:19.400				50	47.874	1:12.650

# NG Road Racing - Rounds 6, 7 & 8 @ Pembrey

Bandit / F400 / V400 / National 600 / Clubman 600

## Race 18 - GRID (10 Laps)

ROW 6	18   <b>77</b> Pete BRATCHELL	17   <b>50</b> Kevin GALE	16   <b>510</b> Kieran BARKER
ROW 5	15   <b>24</b> Harley MORGAN	14   <b>83</b> Ryan DONNELLY	13   <b>17</b> Shane WATSON
ROW 4	12   <b>85</b> Francesco ROSSATO	11   <b>58</b> Grant DAVIES	10   <b>35</b> Tim HAWKINS
ROW 3	9   <b>54</b> Keith CHAMBERS	8   <b>96</b> Craig HARRIS	7   <b>9</b> Richard DAVIS
ROW 2	6   <b>988</b> Anthony NORTHOVER	5   <b>171</b> Dan HANBY	4   <b>111</b> Adrian O'CONNOR
ROW 1	3   <b>48</b> Pete GIBSON	2   <b>78</b> Mark WARDLE	1   <b>29</b> Neil ATTENBOROUGH
	<b>Pole</b>		



Pembrey National: 1.4560 miles

These results are provisional until the conclusion of any judicial and technical matters.

Clerk Of Course : Steve Solley

Stewards :

Timekeeper : NG Timekeepers

Results can be found at [www.tsl-timing.com](http://www.tsl-timing.com)

Printed - 16:50 Saturday, 25 May 2024