



PEMBREY
WILLIS DEVELOPMENTS
250GP ACU NATIONAL CHAMPIONSHIP
250GP NG CUP



TQ1 ROUND 4 TIMED QUALIFYING

Start Time: 10:09

Weather: Cloudy Track: Drying

| Rnk | Num | Rider | Machine | Class | Town/Sponsor | Time | Gap | Speed |
|-----|-----|------------------|---------------|-------|--------------------------------|---------|-------|-------|
| 1 | 55 | Daniel Jackson | Yamaha TZ 250 | | Team Sigie | 1:03.58 | | 82.44 |
| 2 | 38 | Darrell Higgins | Yamaha 250 | | Dennis Trollope Racing | 1:04.11 | +0.53 | 81.75 |
| 3 | 132 | John Lewis | Yamaha TZ 250 | | Cheltenham Glos | 1:04.85 | +1.27 | 80.82 |
| 4 | 6 | Lee Goddard | Honda RS 250 | | L L G Racing | 1:05.40 | +1.82 | 80.14 |
| 5 | 88 | Carl Hudson | Honda RS 250 | | D W H Racing | 1:05.41 | +1.83 | 80.13 |
| 6 | 40 | Charles Hardisty | Yamaha TZ 250 | NGC | REPS Motorcycles and Mum | 1:05.94 | +2.36 | 79.49 |
| 7 | 35 | Adam Hoare | Honda 250 | | Losloe Derbyshire | 1:06.55 | +2.97 | 78.76 |
| 8 | 22 | Colin Wilcock | Yamaha TZ 250 | | Welch Hill Body Shop & MOT Cen | 1:06.76 | +3.18 | 78.51 |
| 9 | 53 | Roy Keen | Yamaha TZ 250 | NGC | Aldbourn Wilts | 1:06.98 | +3.40 | 78.25 |
| 10 | 23 | Gary Vines | Honda RS 250R | NGC | MPS heavy Haulage Ltd | 1:07.50 | +3.92 | 77.65 |
| 11 | 131 | Paul McCullagh | Yamaha TZ 250 | | Tec Tag Racing | 1:07.58 | +4.00 | 77.56 |
| 12 | 64 | Tom Snow | Honda RS 250 | | Guildford Surrey | 1:08.30 | +4.72 | 76.74 |
| 13 | 99 | Dave Hampton | Yamaha TZ 250 | | J & RB Racing | 1:08.46 | +4.88 | 76.56 |
| 14 | 68 | Chris Harrison | Yamaha TZ 250 | NGC | Snagglepuss Racing | 1:09.71 | +6.13 | 75.19 |
| 15 | 20 | Andrew Plumridge | Yamaha 250 | | Bluebell Lakes | 1:10.63 | +7.05 | 74.21 |
| 16 | 11 | Phil Guillou | Yamaha TZ 250 | | St Peter Port Guernsey | 1:10.83 | +7.25 | 74.00 |
| 17 | 26 | Louise Goddard | Honda RS 250 | NGC | L L G Racing | 1:10.87 | +7.29 | 73.96 |
| 18 | 17 | Kelsey Trattner | Yamaha TZ 250 | NGC | Bedford | 1:11.14 | +7.56 | 73.68 |
| 19 | 67 | Paul Metcalfe | Honda 250 | NGC | Colby Isle of Man | 1:11.22 | +7.64 | 73.59 |





PEMBREY
WILLIS DEVELOPMENTS
250GP ACU NATIONAL CHAMPIONSHIP
250GP NG CUP
TQ1 ROUND 4 TIMED QUALIFYING
RIDERS' LAP TIMES



| Lap | Time |
|----------------------|---------|
| 6 Lee Goddard | |
| START | |
| 1 | |
| 2 | 1:08.85 |
| 3 | 1:09.67 |
| 4 | 1:07.58 |
| 5 | 1:08.19 |
| 6 | 1:07.07 |
| 7 | 1:07.36 |
| 8 | 1:05.40 |
| 9 | 1:06.36 |
| 10 | 1:05.83 |

| Lap | Time |
|-----|---------|
| 7 | 1:16.67 |
| 8 | 1:13.62 |
| 9 | 1:15.78 |
| 10 | 1:15.12 |
| 11 | 1:13.60 |
| 12 | 1:13.57 |
| 13 | 1:13.42 |
| 14 | 1:11.14 |
| 15 | 1:12.39 |
| 16 | 1:12.06 |

| Lap | Time |
|----------------------|---------|
| 14 | 1:07.52 |
| 23 Gary Vines | |
| START | |
| 1 | |
| 2 | 1:14.81 |
| 3 | 1:12.70 |
| 4 | 1:08.92 |
| 5 | 1:09.55 |
| 6 | 1:10.35 |
| 7 | 7:43.07 |
| 8 | 1:07.83 |
| 9 | 1:07.50 |

| Lap | Time |
|---------------------------|---------|
| 8 | 1:09.18 |
| 9 | 1:06.82 |
| 38 Darrell Higgins | |
| START | |
| 1 | |
| 2 | 1:05.87 |
| 3 | 1:05.43 |
| 4 | 1:04.57 |
| 5 | 1:04.11 |
| 6 | 1:04.39 |
| 7 | 1:04.68 |

| Lap | Time |
|----------------------------|---------|
| 20 Andrew Plumridge | |
| START | |
| 1 | |
| 2 | 1:19.69 |
| 3 | 1:19.33 |
| 4 | 1:16.72 |
| 5 | 1:15.80 |
| 6 | 1:15.46 |
| 7 | 1:10.97 |
| 8 | 1:10.63 |

| Lap | Time |
|------------------------|---------|
| 11 Phil Guillou | |
| START | |
| 1 | |
| 2 | 1:19.73 |
| 3 | 1:18.05 |
| 4 | 1:17.77 |
| 5 | 5:40.20 |
| 6 | 1:13.27 |
| 7 | 1:12.83 |
| 8 | 1:12.76 |
| 9 | 1:11.96 |
| 10 | 1:10.83 |
| 11 | 1:11.90 |
| 12 | 1:17.95 |

| Lap | Time |
|--------------------------|---------|
| 26 Louise Goddard | |
| START | |
| 1 | |
| 2 | 1:14.75 |
| 3 | 1:12.77 |
| 4 | 1:11.89 |
| 5 | 1:12.17 |
| 6 | 1:11.22 |
| 7 | 1:10.87 |
| 8 | 1:11.63 |
| 9 | 1:12.26 |

| Lap | Time |
|----------------------------|---------|
| 40 Charles Hardisty | |
| START | |
| 1 | |
| 2 | 1:10.26 |
| 3 | 1:08.86 |
| 4 | 1:07.05 |
| 5 | 1:06.68 |
| 6 | 1:05.94 |
| 7 | 1:06.91 |

| Lap | Time |
|-------------------------|---------|
| 22 Colin Wilcock | |
| START | |
| 1 | |
| 2 | 1:12.11 |
| 3 | 1:08.93 |
| 4 | 1:09.37 |
| 5 | 1:08.73 |
| 6 | 1:07.97 |
| 7 | 1:08.95 |
| 8 | 1:08.15 |
| 9 | 1:07.95 |
| 10 | 1:06.76 |
| 11 | 1:07.80 |
| 12 | 1:07.35 |
| 13 | 1:07.82 |

| Lap | Time |
|---------------------------|---------|
| 17 Kelsey Trattner | |
| START | |
| 1 | |
| 2 | 1:20.86 |
| 3 | 1:19.28 |
| 4 | 1:16.35 |
| 5 | 1:16.30 |
| 6 | 1:15.60 |

| Lap | Time |
|----------------------|---------|
| 35 Adam Hoare | |
| START | |
| 1 | |
| 2 | 1:08.22 |
| 3 | 1:08.05 |
| 4 | 1:06.55 |
| 5 | 1:07.03 |
| 6 | 1:06.60 |
| 7 | 1:06.58 |

| Lap | Time |
|--------------------|---------|
| 53 Roy Keen | |
| START | |
| 1 | |
| 2 | 1:09.59 |
| 3 | 1:14.92 |
| 4 | 1:09.67 |
| 5 | 1:07.58 |
| 6 | 1:06.98 |
| 7 | 1:09.36 |
| 8 | 3:28.77 |
| 9 | 1:09.69 |



PEMBREY
 WILLIS DEVELOPMENTS
 250GP ACU NATIONAL CHAMPIONSHIP
 250GP NG CUP
 TQ1 ROUND 4 TIMED QUALIFYING
 RIDERS' LAP TIMES

| Lap | Time | Lap | Time | Lap | Time | Lap | Time |
|--------------------------|---------|--------------------------|---------|---------------------------|---------|-----|---------|
| 55 Daniel Jackson | | 68 Chris Harrison | | 1 | | 7 | 1:08.04 |
| START | | START | | 2 | 1:13.70 | 8 | 1:06.62 |
| 1 | | 1 | | 3 | 1:11.11 | 9 | 1:06.03 |
| 2 | 1:07.30 | 2 | 1:13.44 | 4 | 1:10.04 | 10 | 1:04.85 |
| 3 | 1:06.93 | 3 | 1:14.76 | 5 | 1:09.10 | 11 | 1:07.05 |
| 4 | 4:20.18 | 4 | 1:12.87 | 6 | 1:09.12 | 12 | 1:06.14 |
| 5 | 2:36.16 | 5 | 1:12.39 | 7 | 1:08.52 | 13 | 1:06.00 |
| 6 | 1:07.58 | 6 | 1:12.49 | 8 | 1:11.25 | | |
| 7 | 1:06.23 | 7 | 1:11.14 | 9 | 1:08.46 | | |
| 8 | 1:05.94 | 8 | 1:11.43 | 10 | 1:09.94 | | |
| 9 | 1:08.35 | 9 | 1:11.73 | 11 | 1:08.46 | | |
| 10 | 1:04.99 | 10 | 1:11.43 | 12 | 1:09.38 | | |
| 11 | 1:05.94 | 11 | 1:11.53 | 131 Paul McCullagh | | | |
| 12 | 1:05.16 | 12 | 1:12.11 | START | | | |
| 13 | 1:03.58 | 13 | 1:11.77 | 1 | | | |
| | | 14 | 1:11.41 | 2 | 1:12.68 | | |
| 64 Tom Snow | | 15 | 1:11.91 | 3 | 1:09.24 | | |
| START | | 16 | 1:16.86 | 4 | 1:09.51 | | |
| 1 | | 17 | 1:09.71 | 5 | 1:09.56 | | |
| 2 | 1:13.14 | 88 Carl Hudson | | 6 | 1:08.62 | | |
| 3 | 1:11.94 | START | | 7 | 1:08.44 | | |
| 4 | 1:11.38 | 1 | | 8 | 1:07.63 | | |
| 5 | 1:10.18 | 2 | 1:10.30 | 9 | 1:08.72 | | |
| 6 | 1:09.42 | 3 | 1:09.47 | 10 | 1:07.78 | | |
| 7 | 1:08.83 | 4 | 1:08.93 | 11 | 1:08.30 | | |
| 8 | 1:08.47 | 5 | 1:06.57 | 12 | 1:07.58 | | |
| 9 | 1:08.52 | 6 | 1:07.32 | 13 | 1:08.39 | | |
| 10 | 1:10.21 | 7 | 1:05.41 | 14 | 2:59.05 | | |
| 11 | 1:08.30 | 8 | 1:05.65 | 15 | 1:14.60 | | |
| 67 Paul Metcalfe | | 9 | 5:14.04 | | | | |
| START | | 10 | 1:08.10 | 132 John Lewis | | | |
| 1 | | 11 | 1:05.59 | START | | | |
| 2 | 1:15.11 | 12 | 1:06.84 | 1 | | | |
| 3 | 1:12.34 | 13 | 1:05.61 | 2 | 1:13.04 | | |
| 4 | 1:14.81 | 14 | 1:05.71 | 3 | 1:09.93 | | |
| 5 | 1:12.22 | 99 Dave Hampton | | 4 | 1:10.23 | | |
| 6 | 1:11.22 | START | | 5 | 1:08.09 | | |
| | | | | 6 | 1:07.18 | | |



PEMBREY
WILLIS DEVELOPMENTS
250GP ACU NATIONAL CHAMPIONSHIP
250GP NG CUP
RACE 11 ROUND 4
STARTING GRID




14 Laps = 20.384 Km

- Pole

| | | | | |
|-------|--------------------------|----------------------------|----------------------------|-------------------------|
| - 1 - | 55 Daniel Jackson | 38 Darrell Higgins | 132 John Lewis | 6 Lee Goddard |
| - 2 - | 88 Carl Hudson | 40 Charles Hardisty | 35 Adam Hoare | 22 Colin Wilcock |
| - 3 - | 53 Roy Keen | 23 Gary Vines | 131 Paul McCullagh | 64 Tom Snow |
| - 4 - | 99 Dave Hampton | 68 Chris Harrison | 20 Andrew Plumridge | 11 Phil Guillou |
| - 5 - | 26 Louise Goddard | 17 Kelsey Trattner | 67 Paul Metcalfe | |





PEMBREY
WILLIS DEVELOPMENTS
250GP ACU NATIONAL CHAMPIONSHIP
250GP NG CUP
RACE 11 ROUND 4



Start time: 1:42 Race Distance: 20.384 miles
Weather: cloudy Track: Dry

| Rnk | Num | Rider | Machine | Class | Town/Sponsor | Laps | Time | Average | B.Lap | Speed |
|-----|-----|------------------|---------------|-------|--------------------------|------|----------|---------|---------|-------|
| 1 | 55 | Daniel Jackson | Yamaha TZ 250 | | Team Sigie | 14 | 14:37.10 | 83.66 | 1:01.30 | 85.50 |
| 2 | 132 | John Lewis | Yamaha TZ 250 | | Cheltenham Glos | 14 | 14:44.89 | 82.92 | 1:02.04 | 84.48 |
| 3 | 6 | Lee Goddard | Honda RS 250 | | L L G Racing | 14 | 14:55.44 | 81.95 | 1:02.70 | 83.59 |
| 4 | 35 | Adam Hoare | Honda 250 | | Losloe Derbyshire | 14 | 15:01.52 | 81.39 | 1:02.81 | 83.45 |
| 5 | 23 | Gary Vines | Honda RS 250R | NGC | MPS heavy Haulage Ltd | 14 | 15:03.89 | 81.18 | 1:03.11 | 83.05 |
| 6 | 53 | Roy Keen | Yamaha TZ 250 | NGC | Aldbourn Wilts | 14 | 15:04.88 | 81.09 | 1:02.84 | 83.41 |
| 7 | 64 | Tom Snow | Honda RS 250 | | Guildford Surrey | 14 | 15:05.81 | 81.01 | 1:02.53 | 83.82 |
| 8 | 67 | Paul Metcalfe | Honda 250 | NGC | Colby Isle of Man | 14 | 15:11.97 | 80.46 | 1:03.85 | 82.09 |
| 9 | 88 | Carl Hudson | Honda RS 250 | | D W H Racing | 14 | 15:15.14 | 80.18 | 1:03.13 | 83.02 |
| 10 | 11 | Phil Guillou | Yamaha TZ 250 | | St Peter Port Guernsey | 14 | 15:26.49 | 79.20 | 1:03.52 | 82.51 |
| 11 | 99 | Dave Hampton | Yamaha TZ 250 | | J & RB Racing | 14 | 15:26.97 | 79.16 | 1:03.89 | 82.04 |
| 12 | 68 | Chris Harrison | Yamaha TZ 250 | NGC | Snagglepuss Racing | 14 | 15:28.65 | 79.02 | 1:04.33 | 81.47 |
| 13 | 40 | Charles Hardisty | Yamaha TZ 250 | NGC | REPS Motorcycles and Mum | 14 | 15:29.06 | 78.98 | 1:04.40 | 81.39 |
| 14 | 20 | Andrew Plumridge | Yamaha 250 | | Bluebell Lakes | 13 | 14:38.31 | 77.58 | 1:05.51 | 80.01 |
| 15 | 131 | Paul McCullagh | Yamaha TZ 250 | | Tec Tag Racing | 13 | 14:45.71 | 76.93 | 1:06.77 | 78.50 |
| 16 | 17 | Kelsey Trattner | Yamaha TZ 250 | NGC | Bedford | 12 | 14:38.16 | 71.62 | 1:11.02 | 73.80 |

Best lap : 55 Daniel Jackson - 1:01.30

DNFs

| | | | | |
|----|-----------------|---------------|-----|--------------------------------|
| 22 | Colin Wilcock | Yamaha TZ 250 | | Welch Hill Body Shop & MOT Cen |
| 26 | Louise Goddard | Honda RS 250 | NGC | L L G Racing |
| 38 | Darrell Higgins | Yamaha 250 | | Dennis Trollope Racing |

110% of Winners Finishing Time - 16:04.81

No 88 Carl Hudson - JUMP START + 10 SECONDS

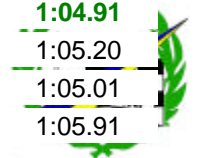




PEMBREY
WILLIS DEVELOPMENTS
250GP ACU NATIONAL CHAMPIONSHIP
250GP NG CUP
RACE 11 ROUND 4
RIDERS' LAP TIMES



| Lap | Time | Lap | Time | Lap | Time | Lap | Time |
|---------------------------|----------------|----------------------------|----------------|--------------------------|----------------|----------------------------|----------------|
| 6 Lee Goddard | | 1 | | 7 | 1:03.58 | 7 | 1:02.81 |
| START | | 2 | 1:11.60 | 8 | 1:02.81 | 8 | 1:03.79 |
| 1 | | 3 | 1:11.02 | 9 | 1:04.15 | 9 | 1:04.67 |
| 2 | 1:04.23 | 4 | 1:12.27 | 10 | 1:04.84 | 10 | 1:04.59 |
| 3 | 1:03.72 | 5 | 1:11.04 | 11 | 1:03.74 | 11 | 1:03.59 |
| 4 | 1:04.64 | 6 | 1:12.44 | 23 Gary Vines | | 12 | 1:03.11 |
| 5 | 1:03.65 | 7 | 1:12.45 | START | | 13 | 1:02.90 |
| 6 | 1:03.49 | 8 | 1:12.89 | 1 | | 14 | 1:03.17 |
| 7 | 1:03.05 | 9 | 1:12.09 | 2 | 1:04.62 | 38 Darrell Higgins | |
| 8 | 1:03.12 | 10 | 1:11.36 | 3 | 1:04.78 | START | |
| 9 | 1:02.97 | 11 | 1:14.26 | 4 | 1:04.53 | 1 | |
| 10 | 1:02.91 | 12 | 1:11.32 | 5 | 1:04.00 | 2 | 1:02.91 |
| 11 | 1:02.70 | 20 Andrew Plumridge | | 6 | 1:03.94 | 3 | 1:03.36 |
| 12 | 1:03.07 | START | | 7 | 1:03.49 | 4 | 1:03.08 |
| 13 | 1:02.95 | 1 | | 8 | 1:03.33 | 5 | 1:02.27 |
| 14 | 1:03.49 | 2 | 1:08.37 | 9 | 1:04.72 | 6 | 1:01.83 |
| 11 Phil Guillou | | 3 | 1:06.88 | 10 | 1:03.86 | 7 | 1:02.31 |
| START | | 4 | 1:06.69 | 11 | 1:03.17 | 8 | 1:01.77 |
| 1 | | 5 | 1:06.00 | 12 | 1:03.79 | 9 | 1:01.83 |
| 2 | 1:06.44 | 6 | 1:05.51 | 13 | 1:03.54 | 10 | 1:02.27 |
| 3 | 1:05.97 | 7 | 1:05.85 | 14 | 1:03.11 | 11 | 1:02.45 |
| 4 | 1:05.83 | 8 | 1:05.92 | 26 Louise Goddard | | 40 Charles Hardisty | |
| 5 | 1:05.63 | 9 | 1:05.99 | START | | START | |
| 6 | 1:05.36 | 10 | 1:06.31 | 1 | | 1 | |
| 7 | 1:06.04 | 11 | 1:06.91 | 2 | 1:06.79 | 2 | 1:06.79 |
| 8 | 1:05.87 | 12 | 1:07.45 | 3 | 1:06.71 | 3 | 1:06.71 |
| 9 | 1:05.54 | 13 | 1:09.18 | 4 | 1:06.45 | 4 | 1:06.45 |
| 10 | 1:05.10 | 22 Colin Wilcock | | 5 | 1:05.51 | 5 | 1:05.51 |
| 11 | 1:05.44 | START | | 6 | 1:06.08 | 6 | 1:06.08 |
| 12 | 1:05.99 | 1 | | 7 | 1:05.18 | 7 | 1:05.18 |
| 13 | 1:04.18 | 2 | 1:04.46 | 8 | 1:06.14 | 8 | 1:06.14 |
| 14 | 1:03.52 | 3 | 1:04.76 | 9 | 1:04.91 | 9 | 1:04.91 |
| 17 Kelsey Trattner | | 4 | 1:04.37 | 10 | 1:05.20 | 10 | 1:05.20 |
| START | | 5 | 1:03.78 | 11 | 1:05.01 | 11 | 1:05.01 |
| | | 6 | 1:03.94 | 12 | 1:05.91 | 12 | 1:05.91 |
| | | | | 2 | 1:03.87 | | |
| | | | | 3 | 1:04.55 | | |
| | | | | 4 | 1:04.52 | | |
| | | | | 5 | 1:03.61 | | |
| | | | | 6 | 1:03.26 | | |




PEMBREY
WILLIS DEVELOPMENTS
250GP ACU NATIONAL CHAMPIONSHIP
250GP NG CUP
RACE 11 ROUND 4
RIDERS' LAP TIMES

| Lap | Time | Lap | Time | Lap | Time | Lap | Time |
|--------------------------|----------------|--------------------------|----------------|------------------------|----------------|---------------------------|----------------|
| 13 | 1:05.64 | 64 Tom Snow | START | 3 | 1:06.39 | 8 | 1:05.60 |
| 14 | 1:04.40 | | | 4 | 1:05.34 | 9 | 1:05.60 |
| 53 Roy Keen | START | 1 | | 5 | 1:05.60 | 10 | 1:05.13 |
| | | 2 | 1:04.34 | 6 | 1:05.21 | 11 | 1:05.43 |
| 3 | 1:04.21 | 3 | 1:05.11 | 7 | 1:05.68 | 12 | 1:05.88 |
| 4 | 1:04.38 | 4 | 1:05.21 | 8 | 1:05.89 | 13 | 1:04.56 |
| 5 | 1:02.84 | 5 | 1:04.19 | 9 | 1:05.52 | 14 | 1:03.89 |
| 6 | 1:03.49 | 6 | 1:03.74 | 10 | 1:05.37 | 131 Paul McCullagh | START |
| 7 | 1:03.68 | 7 | 1:03.97 | 11 | 1:05.48 | | |
| 8 | 1:03.94 | 8 | 1:03.43 | 12 | 1:05.88 | 1 | |
| 9 | 1:04.60 | 9 | 1:04.25 | 13 | 1:05.15 | 2 | 1:09.04 |
| 10 | 1:04.79 | 10 | 1:03.78 | 14 | 1:04.33 | 3 | 1:08.37 |
| 11 | 1:03.58 | 11 | 1:03.47 | 88 Carl Hudson | START | 4 | 1:08.06 |
| 12 | 1:04.41 | 12 | 1:03.79 | | | 5 | 1:07.10 |
| 13 | 1:04.26 | 13 | 1:03.12 | 6 | 1:06.93 | 6 | 1:06.77 |
| 14 | 1:03.89 | 14 | 1:02.53 | 7 | 1:03.47 | 7 | 1:06.93 |
| 55 Daniel Jackson | START | 67 Paul Metcalfe | START | 8 | 1:04.14 | 8 | 1:06.93 |
| | | | | 1 | | 9 | 1:03.45 |
| 2 | 1:02.67 | 2 | 1:05.86 | 10 | 1:03.24 | 10 | 1:07.43 |
| 3 | 1:03.26 | 3 | 1:04.76 | 11 | 1:03.47 | 11 | 1:07.04 |
| 4 | 1:02.77 | 4 | 1:05.30 | 12 | 1:03.54 | 12 | 1:07.63 |
| 5 | 1:02.04 | 5 | 1:04.30 | 13 | 1:03.54 | 13 | 1:07.06 |
| 6 | 1:01.58 | 6 | 1:04.00 | 14 | 1:04.16 | 132 John Lewis | START |
| 7 | 1:01.77 | 7 | 1:03.85 | 1 | 1:03.96 | | |
| 8 | 1:01.66 | 8 | 1:04.07 | 2 | 1:03.87 | 1 | |
| 9 | 1:01.30 | 9 | 1:03.88 | 3 | 1:05.16 | 2 | 1:03.36 |
| 10 | 1:01.54 | 10 | 1:05.08 | 4 | 1:03.13 | 3 | 1:02.91 |
| 11 | 1:01.67 | 11 | 1:04.34 | 5 | 1:03.91 | 4 | 1:02.65 |
| 12 | 1:01.59 | 12 | 1:03.94 | 99 Dave Hampton | START | 5 | 1:02.72 |
| 13 | 1:02.13 | 13 | 1:04.22 | | | 6 | 1:02.47 |
| 14 | 1:03.66 | 14 | 1:04.26 | 7 | 1:02.20 | 6 | 1:02.47 |
| 68 Chris Harrison | START | 68 Chris Harrison | START | 8 | 1:03.87 | 7 | 1:02.20 |
| | | | | 1 | | 9 | 1:05.16 |
| 2 | 1:06.28 | 2 | 1:06.28 | 10 | 1:05.16 | 9 | 1:02.04 |
| | | 3 | 1:06.27 | 11 | 1:05.16 | 10 | 1:02.20 |
| | | 4 | 1:05.43 | 12 | 1:05.16 | 11 | 1:02.54 |
| | | 5 | 1:05.88 | 13 | 1:03.13 | 12 | 1:02.64 |
| | | 6 | 1:04.91 | 14 | 1:03.91 | 13 | 1:03.16 |
| | | 7 | 1:05.96 | | | | |

PEMBREY
WILLIS DEVELOPMENTS
250GP ACU NATIONAL CHAMPIONSHIP
250GP NG CUP
RACE 11 ROUND 4
RIDERS' LAP TIMES

| <u>Lap</u> | <u>Time</u> |
|------------|-------------|
| 14 | 1:02.70 |



PEMBREY
WILLIS DEVELOPMENTS
250GP ACU NATIONAL CHAMPIONSHIP
250GP NG CUP
RACE 11 ROUND 4
LAP CHART



| | | | | | | | | | | | | | | | | | | | |
|--------|----|-----|-----|----|----|----|----|----|----|----|----|----|----|----|-----|-----|-----|----|----|
| Start | | | | | | | | | | | | | | | | | | | |
| Lap 1 | 38 | 55 | 132 | 6 | 22 | 53 | 23 | 35 | 64 | 67 | 88 | 40 | 11 | 99 | 131 | 68 | 20 | 26 | 17 |
| Lap 2 | 38 | 55 | 132 | 6 | 22 | 53 | 35 | 23 | 64 | 88 | 67 | 40 | 11 | 99 | 68 | 131 | 20 | 17 | |
| Lap 3 | 38 | 55 | 132 | 6 | 53 | 22 | 35 | 23 | 88 | 64 | 67 | 11 | 40 | 99 | 68 | 20 | 131 | 17 | |
| Lap 4 | 55 | 38 | 132 | 6 | 53 | 22 | 35 | 23 | 88 | 64 | 67 | 11 | 99 | 68 | 40 | 20 | 131 | 17 | |
| Lap 5 | 55 | 38 | 132 | 6 | 53 | 22 | 35 | 88 | 23 | 64 | 67 | 11 | 99 | 68 | 40 | 20 | 131 | 17 | |
| Lap 6 | 55 | 38 | 132 | 6 | 53 | 35 | 22 | 88 | 23 | 64 | 67 | 11 | 99 | 68 | 40 | 20 | 131 | 17 | |
| Lap 7 | 55 | 38 | 132 | 6 | 53 | 35 | 22 | 88 | 23 | 64 | 67 | 11 | 99 | 68 | 40 | 20 | 131 | 17 | |
| Lap 8 | 55 | 38 | 132 | 6 | 53 | 35 | 22 | 88 | 23 | 64 | 67 | 99 | 11 | 68 | 40 | 20 | 131 | 17 | |
| Lap 9 | 55 | 38 | 132 | 6 | 53 | 22 | 35 | 88 | 23 | 64 | 67 | 99 | 11 | 68 | 40 | 20 | 131 | 17 | |
| Lap 10 | 55 | 38 | 132 | 6 | 53 | 35 | 22 | 88 | 23 | 64 | 67 | 99 | 11 | 68 | 40 | 20 | 131 | 17 | |
| Lap 11 | 55 | 38 | 132 | 6 | 53 | 35 | 22 | 88 | 23 | 64 | 67 | 99 | 11 | 40 | 68 | 20 | 131 | 17 | |
| Lap 12 | 55 | 132 | 6 | 35 | 53 | 23 | 88 | 64 | 67 | 99 | 11 | 40 | 68 | 20 | 131 | 17 | | | |
| Lap 13 | 55 | 132 | 6 | 35 | 23 | 53 | 88 | 64 | 67 | 11 | 99 | 68 | 40 | 20 | 131 | | | | |
| Lap 14 | 55 | 132 | 6 | 35 | 23 | 53 | 88 | 64 | 67 | 11 | 99 | 68 | 40 | | | | | | |

