



RE PERFORMANCE POWERBIKE & LOVELL MOTOR SERVICES SOUND OF THUNDER



NG Road Racing – Round 1
Oulton Park International
23rd March 2024



Timing & Results Provided by Timing Solutions Ltd

www.tsl-timing.com



OultonPark

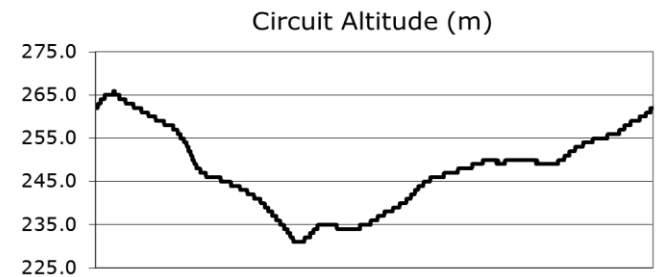
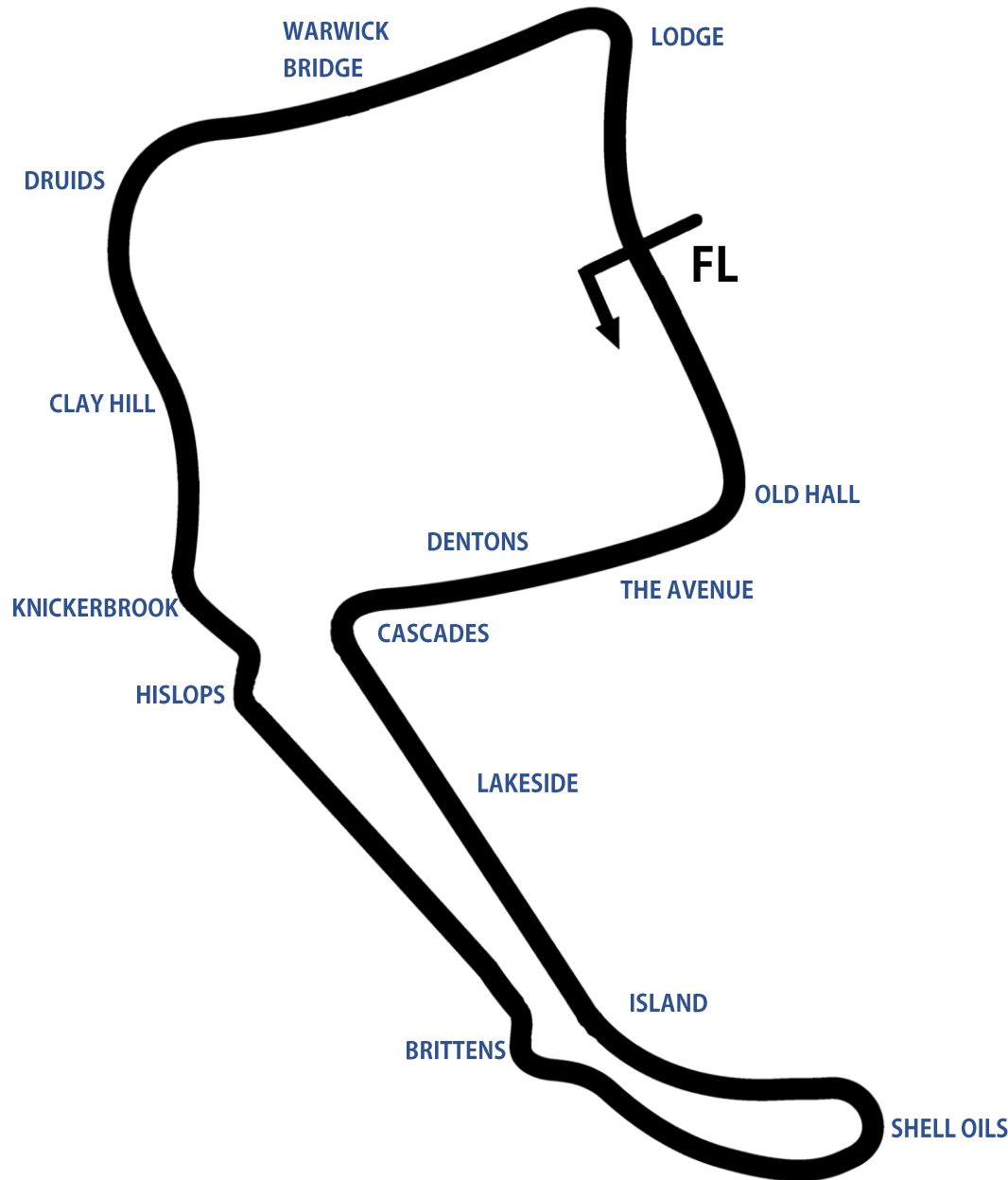
Oulton Park International Circuit

Little Budworth, Tarporley, Cheshire, UK



SPORTS TIMING

TIMING SOLUTIONS LTD



Length	2.6920 miles 4.332 km 4332.4m		
FL		53.17997 N	2.61294 W
Pit Entry	4314m	53.18011 N	2.61306 W
Pit Exit	180m after FL	53.17836 N	2.61232 W
Pit Entry - Pit Exit	199m, 14.3s @ 50kph, 11.9s @ 60kph		

Results & Live Timing available at – www.tsl-timing.com

Updated - 24/01/2024 11:06

NG Road Racing - Rounds 1 & 2 @ Oulton Park

Powerbike / Sound of Thunder

Race 8 - CLASSIFICATION

Race Distance: 6 Laps / 16.15 miles



POS	NO	CL	PIC	NAME	ENTRY	LAPS	TIME	GAP	DIFF	MPH	BEST	ON	GRD	↑↓
1	1	PB	1	George EDWARDS	Honda CBR 1000 (Fireblade) - Edwards and son builders & E	6	10:27.967			92.59	1:42.942	3	2	1
2	45	PB	2	Daniel NELMES	Yamaha R1 - Thruster racing	6	10:44.972	17.005	17.005	90.15	1:46.078	2	3	1
3	42	PB	3	Jonathan PERRY	Kawasaki ZX10-R - Gordon Huxley Racing	6	10:53.940	25.973	8.968	88.91	1:46.214	4	18	15
4	44	SOT	1	Charlie WHITE	Ducati V2 - True Heroes Racing	6	10:54.035	26.068	0.095	88.90	1:47.219	6	10	6
5	132	PB	4	Martin MORRIS	BMW S1000RR - Morris Racing Obsession Engineering	6	11:05.492	37.525	11.457	87.37	1:47.306	4	13	8
6	25	PB	5	Howard BURCHNALL	Suzuki GSXR 1000 - HB.RACING	6	11:07.359	39.392	1.867	87.13	1:48.770	5	28	22
7	11	PB	6	Chris POPE	Yamaha R1 - AFB Motorcycles	6	11:14.825	46.858	7.466	86.16	1:50.271	3	1	-6
8	14	SOT	2	Finn SMART-WEEDEN	Triumph 675 - KDC Coatings	6	11:22.389	54.422	7.564	85.21	1:51.760	5	7	-1
9	93	PB	7	Stuart COOKE	Yamaha R1 - Arrows	6	11:22.547	54.580	0.158	85.19	1:51.024	5	27	18
10	37	SOT	3	Chace COLLYMORE	Aprilia RS660 - GRANDMA & GRANDAD	6	11:30.473	1:02.506	7.926	84.21	1:53.254	5	17	7
11	98	SOT	4	Brandon BRINDED	Triumph 675 - Brinded Racing #98	6	11:30.625	1:02.658	0.152	84.19	1:51.614	5	8	-3
12	307	PB	8	Adam SOUTHWELL	BMW S1000RR - Brigitte's S.O.M	6	11:31.250	1:03.283	0.625	84.11	1:51.856	6	30	18
13	89	SOT	5	Aaron MATTHEWS	Triumph 675 - GEETEC AUTO LTD/SWB RACING	6	11:34.553	1:06.586	3.303	83.71	1:53.616	5	6	-7
14	317	SOT	6	Caleb WILLIAMS	Triumph 675 - Ewloe	6	11:34.727	1:06.760	0.174	83.69	1:53.181	5	37	23
15	103	SOT	7	Adam PERKS	Triumph 675 - J&K Ross	6	11:43.187	1:15.220	8.460	82.69	1:52.870	5	25	10
16	912	SOT	8	Murray HAMBRO	Ducati Panigale V2 - Veterans of war	6	11:50.400	1:22.433	7.213	81.85	1:53.843	3	35	19
17	121	PB	9	Andrew GERRARD	Suzuki GSXR 1000 - BCR Performance/ Dean White	6	12:03.261	1:35.294	12.861	80.39	1:57.141	5	26	9
18	74	SOT	9	Ben VARLEY	Ducati 959 Panigale - FWR	6	12:08.673	1:40.706	5.412	79.79	1:59.437	2	38	20
19	242	SOT	10	Martin FARRELLY	Triumph 675 - Hinckley	6	12:23.812	1:55.845	15.139	78.17	2:01.391	2	15	-4
20	131	SOT	11	Jonathan GOOD	Triumph 675 - JBG Racing	5	10:52.902	1 Lap	1 Lap	74.21	2:05.418	4	32	12
21	461	SOT	12	ARON REDMOND	Aprilia RS660 - REDS GARAGE IOM	5	11:25.310	1 Lap	32.408	70.70	2:12.137	3	23	2
22	194	SOT	13	Alexander BUTLER	Triumph 675 - Hereford	5	11:31.308	1 Lap	5.998	70.09	2:14.020	5	31	9
23	48	SOT	14	Chris DUGGAN	Ducati 959 Panigale - True Hero Racing	5	11:37.419	1 Lap	6.111	69.47	2:17.179	5	16	-7

NOT CLASSIFIED

DNF	12	SOT		Lee MARKS	Ducati 749 - Louigi moto	5	9:33.769	1 Lap		84.45	1:52.091	2	9	
DNF	167	PB		Neil MORRIS	Suzuki GSXR 1000 - Neil Morris Racing	4	8:21.611	2 Laps	1 Lap	77.28	1:55.202	3	14	
DNF	211	PB		Gary STEVENS	BMW S1000RR - Radstock	0								5
DNF	234	SOT		Scott PREECE	Honda SP1 - Preece/ White/ Kennedy	0								22

FASTEST LAP

1	PB			George EDWARDS	Honda CBR 1000 (Fireblade) - Edwards and son builders & E	3	1:42.942			94.14 mph	151.50 kph			
44	SOT			Charlie WHITE	Ducati V2 - True Heroes Racing	6	1:47.219			90.38 mph	145.46 kph			

Comments:

Class PB - 92.5% of Race Speed = 85.64 mph
 Class SOT - 92.5% of Race Speed = 82.23 mph

Weather / Track : Cloudy / Dry

These results are provisional until the conclusion of any judicial and technical matters.

Date: 23/03/2024 Start: 13:08 Finish: 13:18
 Oulton Park International: 2.6920 miles

Clerk Of Course: Steve Bostock	Stewards:	Timekeeper: NG Timekeepers	
--------------------------------	-----------	----------------------------	--

Results can be found at www.tsl-timing.com

Printed - 13:22 Saturday, 23 March 2024



NG Road Racing - Rounds 1 & 2 @ Oulton Park

Powerbike / Sound of Thunder

Race 8 - LAP CHART

LAP 1 @ 13:10:14.264

NO	BEHIND	LAP TIME
1		1:47.864
45	2.150	1:50.014
11	6.747	1:54.611
44	6.849	1:54.713
42	8.759	1:56.623
25	11.348	1:59.212
89	11.962	1:59.826
14	12.517	2:00.381
12	12.591	2:00.455
98	12.812	2:00.676
37	13.116	2:00.980
132	13.240	2:01.104
167	14.898	2:02.762
93	15.064	2:02.928
103	15.338	2:03.202
307	16.493	2:04.357
317	16.876	2:04.740
121	19.862	2:07.726
74	21.567	2:09.431
242	22.649	2:10.513
912	25.084	2:12.948
48	37.240	2:25.104
461	37.665	2:25.529
131	37.726	2:25.590
194	40.036	2:27.900

LAP 2 @ 13:11:57.534

NO	BEHIND	LAP TIME
1		1:43.270
45	4.958	1:46.078
44	12.038	1:48.459
11	14.224	1:50.747
42	14.258	1:48.769
25	18.410	1:50.332
12	21.412	1:52.091
14	22.325	1:53.078
132	22.732	1:52.762
89	24.050	1:55.358
37	24.452	1:54.606
93	24.577	1:52.783
98	24.610	1:55.068
167	26.862	1:55.234
103	27.041	1:54.973
307	27.139	1:53.916
317	27.925	1:54.319
74	37.734	1:59.437
912	37.839	1:56.025
121	37.977	2:01.385
242	40.770	2:01.391
131	1:03.718	2:09.262
461	1:13.463	2:19.068
48	1:13.960	2:19.990
194	1:15.440	2:18.674

LAP 3 @ 13:13:40.476

NO	BEHIND	LAP TIME
1		1:42.942
45	8.982	1:46.966
44	17.253	1:48.157
42	19.992	1:48.676
11	21.553	1:50.271
25	25.420	1:49.952

132	28.127	1:48.337
12	32.417	1:53.947
14	32.585	1:53.202
93	34.367	1:52.732
89	36.133	1:55.025
37	36.388	1:54.878
98	36.729	1:55.061
167	39.122	1:55.202
307	39.203	1:55.006
317	39.778	1:54.795
103	39.955	1:55.856
912	48.740	1:53.843
121	54.164	1:59.129
74	54.547	1:59.755
242	1:00.163	2:02.335
131	1:27.313	2:06.537
461	1:42.658	2:12.137

LAP 4 @ 13:15:24.336

NO	BEHIND	LAP TIME
1		1:43.860
48	1 Lap	2:17.553
194	1 Lap	2:16.404
45	11.220	1:46.098
44	20.772	1:47.379
42	22.346	1:46.214
11	28.231	1:50.538
25	31.230	1:49.670
132	31.573	1:47.306
14	40.820	1:52.095
12	42.398	1:53.841
93	42.446	1:51.939
37	46.029	1:53.501
89	47.735	1:55.462
98	47.832	1:54.963
307	48.102	1:52.759
317	50.151	1:54.233
103	50.649	1:54.554
912	1:00.710	1:55.830
121	1:09.321	1:59.017
74	1:11.349	2:00.662
242	1:19.884	2:03.581
167	1:23.675	2:28.413 P

LAP 5 @ 13:17:10.101

NO	BEHIND	LAP TIME
1		1:45.765
131	1 Lap	2:05.418
45	13.626	1:48.171
44	23.115	1:48.108
42	23.807	1:47.226
461	1 Lap	2:14.913
11	33.512	1:51.046
194	1 Lap	2:14.310
132	33.878	1:48.070
25	34.235	1:48.770
48	1 Lap	2:17.593
14	46.815	1:51.760
93	47.705	1:51.024
12	50.068	1:53.435
37	53.518	1:53.254
98	53.681	1:51.614
89	55.586	1:53.616
307	55.693	1:53.356
317	57.567	1:53.181

LAP 6 @ 13:18:54.367

NO	BEHIND	LAP TIME
1		1:44.266
45	17.005	1:47.645
131	1 Lap	2:06.095
42	25.973	1:46.432
44	26.068	1:47.219
132	37.525	1:47.913
25	39.392	1:49.423
11	46.858	1:57.612
14	54.422	1:51.873
93	54.580	1:51.141
461	1 Lap	2:13.663
37	1:02.506	1:53.254
98	1:02.658	1:53.243
307	1:03.283	1:51.856
194	1 Lap	2:14.020
89	1:06.586	1:55.266
317	1:06.760	1:53.459
48	1 Lap	2:17.179
103	1:15.220	2:01.732
912	1:22.433	1:56.365
121	1:35.294	1:58.863
74	1:40.706	1:59.790
242	1:55.845	2:04.522

NG Road Racing - Rounds 1 & 2 @ Oulton Park

Powerbike / Sound of Thunder

Race 8 - LAP ANALYSIS

DIFF = Difference To Personal Best Lap

P1 1 George EDWARDS				
LAP	LAP TIME	DIFF	MPH	TIME OF DAY
1 -	1:47.864	4.922	89.84	13:10:14.264
2 -	1:43.270 (2)	0.328	93.84	13:11:57.534
3 -	1:42.942 (1)		94.14	13:13:40.476
4 -	1:43.860 (3)	0.918	93.31	13:15:24.336
5 -	1:45.765	2.823	91.63	13:17:10.101
6 -	1:44.266	1.324	92.94	13:18:54.367

P2 45 Daniel NELMES				
LAP	LAP TIME	DIFF	MPH	TIME OF DAY
1 -	1:50.014	3.936	88.09	13:10:16.414
2 -	1:46.078 (1)		91.36	13:12:02.492
3 -	1:46.966 (3)	0.888	90.60	13:13:49.458
4 -	1:46.098 (2)	0.020	91.34	13:15:35.556
5 -	1:48.171	2.093	89.59	13:17:23.727
6 -	1:47.645	1.567	90.03	13:19:11.372

P3 42 Jonathan PERRY				
LAP	LAP TIME	DIFF	MPH	TIME OF DAY
1 -	1:56.623	10.409	83.09	13:10:23.023
2 -	1:48.769	2.555	89.09	13:12:11.792
3 -	1:48.676	2.462	89.17	13:14:00.468
4 -	1:46.214 (1)		91.24	13:15:46.682
5 -	1:47.226 (3)	1.012	90.38	13:17:33.908
6 -	1:46.432 (2)	0.218	91.05	13:19:20.340

P4 44 Charlie WHITE				
LAP	LAP TIME	DIFF	MPH	TIME OF DAY
1 -	1:54.713	7.494	84.48	13:10:21.113
2 -	1:48.459	1.240	89.35	13:12:09.572
3 -	1:48.157	0.938	89.60	13:13:57.729
4 -	1:47.379 (2)	0.160	90.25	13:15:45.108
5 -	1:48.108 (3)	0.889	89.64	13:17:33.216
6 -	1:47.219 (1)		90.38	13:19:20.435

P5 132 Martin MORRIS				
LAP	LAP TIME	DIFF	MPH	TIME OF DAY
1 -	2:01.104	13.798	80.02	13:10:27.504
2 -	1:52.762	5.456	85.94	13:12:20.266
3 -	1:48.337	1.031	89.45	13:14:08.603
4 -	1:47.306 (1)		90.31	13:15:55.909
5 -	1:48.070 (3)	0.764	89.67	13:17:43.979
6 -	1:47.913 (2)	0.607	89.80	13:19:31.892

P6 25 Howard BURCHNALL				
LAP	LAP TIME	DIFF	MPH	TIME OF DAY
1 -	1:59.212	10.442	81.29	13:10:25.612
2 -	1:50.332	1.562	87.83	13:12:15.944
3 -	1:49.952	1.182	88.14	13:14:05.896
4 -	1:49.670 (3)	0.900	88.36	13:15:55.566
5 -	1:48.770 (1)		89.09	13:17:44.336
6 -	1:49.423 (2)	0.653	88.56	13:19:33.759

P7 11 Chris POPE				
LAP	LAP TIME	DIFF	MPH	TIME OF DAY
1 -	1:54.611	4.340	84.55	13:10:21.011
2 -	1:50.747 (3)	0.476	87.50	13:12:11.758
3 -	1:50.271 (1)		87.88	13:14:02.029

DIFF = Difference To Personal Best Lap

4 -	1:50.538 (2)	0.267	87.67	13:15:52.567
5 -	1:51.046	0.775	87.27	13:17:43.613
6 -	1:57.612	7.341	82.40	13:19:41.225

P8 14 Finn SMART-WEEDEN				
LAP	LAP TIME	DIFF	MPH	TIME OF DAY
1 -	2:00.381	8.621	80.50	13:10:26.781
2 -	1:53.078	1.318	85.70	13:12:19.859
3 -	1:53.202	1.442	85.61	13:14:13.061
4 -	1:52.095 (3)	0.335	86.45	13:16:05.156
5 -	1:51.760 (1)		86.71	13:17:56.916
6 -	1:51.873 (2)	0.113	86.62	13:19:48.789

P9 93 Stuart COOKE				
LAP	LAP TIME	DIFF	MPH	TIME OF DAY
1 -	2:02.928	11.904	78.83	13:10:29.328
2 -	1:52.783	1.759	85.92	13:12:22.111
3 -	1:52.732	1.708	85.96	13:14:14.843
4 -	1:51.939 (3)	0.915	86.57	13:16:06.782
5 -	1:51.024 (1)		87.29	13:17:57.806
6 -	1:51.141 (2)	0.117	87.19	13:19:48.947

P10 37 Chace COLLYMORE				
LAP	LAP TIME	DIFF	MPH	TIME OF DAY
1 -	2:00.980	7.726	80.10	13:10:27.380
2 -	1:54.606	1.352	84.56	13:12:21.986
3 -	1:54.878	1.624	84.36	13:14:16.864
4 -	1:53.501 (3)	0.247	85.38	13:16:10.365
5 -	1:53.254 (1)		85.57	13:18:03.619
6 -	1:53.254 (1)		85.57	13:19:56.873

P11 98 Brandon BRINDED				
LAP	LAP TIME	DIFF	MPH	TIME OF DAY
1 -	2:00.676	9.062	80.30	13:10:27.076
2 -	1:55.068	3.454	84.22	13:12:22.144
3 -	1:55.061	3.447	84.22	13:14:17.205
4 -	1:54.963 (3)	3.349	84.29	13:16:12.168
5 -	1:51.614 (1)		86.82	13:18:03.782
6 -	1:53.243 (2)	1.629	85.57	13:19:57.025

P12 307 Adam SOUTHWELL				
LAP	LAP TIME	DIFF	MPH	TIME OF DAY
1 -	2:04.357	12.501	77.93	13:10:30.757
2 -	1:53.916	2.060	85.07	13:12:24.673
3 -	1:55.006	3.150	84.26	13:14:19.679
4 -	1:52.759 (2)	0.903	85.94	13:16:12.438
5 -	1:53.356 (3)	1.500	85.49	13:18:05.794
6 -	1:51.856 (1)		86.64	13:19:57.650

P13 89 Aaron MATTHEWS				
LAP	LAP TIME	DIFF	MPH	TIME OF DAY
1 -	1:59.826	6.210	80.87	13:10:26.226
2 -	1:55.358	1.742	84.01	13:12:21.584
3 -	1:55.025 (2)	1.409	84.25	13:14:16.609
4 -	1:55.462	1.846	83.93	13:16:12.071
5 -	1:53.616 (1)		85.29	13:18:05.687
6 -	1:55.266 (3)	1.650	84.07	13:20:00.953

NG Road Racing - Rounds 1 & 2 @ Oulton Park

Powerbike / Sound of Thunder

Race 8 - LAP ANALYSIS

DIFF = Difference To Personal Best Lap

P14 317 Caleb WILLIAMS				
LAP	LAP TIME	DIFF	MPH	TIME OF DAY
1 -	2:04.740	11.559	77.69	13:10:31.140
2 -	1:54.319	1.138	84.77	13:12:25.459
3 -	1:54.795	1.614	84.42	13:14:20.254
4 -	1:54.233 (3)	1.052	84.83	13:16:14.487
5 -	1:53.181 (1)	85.62	13:18:07.668	
6 -	1:53.459 (2)	0.278	85.41	13:20:01.127

P15 103 Adam PERKS				
LAP	LAP TIME	DIFF	MPH	TIME OF DAY
1 -	2:03.202	10.332	78.66	13:10:29.602
2 -	1:54.973 (3)	2.103	84.29	13:12:24.575
3 -	1:55.856	2.986	83.64	13:14:20.431
4 -	1:54.554 (2)	1.684	84.60	13:16:14.985
5 -	1:52.870 (1)	85.86	13:18:07.855	
6 -	2:01.732	8.862	79.61	13:20:09.587

P16 912 Murray HAMBRO				
LAP	LAP TIME	DIFF	MPH	TIME OF DAY
1 -	2:12.948	19.105	72.89	13:10:39.348
2 -	1:56.025	2.182	83.52	13:12:35.373
3 -	1:53.843 (1)	85.12	13:14:29.216	
4 -	1:55.830 (3)	1.987	83.66	13:16:25.046
5 -	1:55.389 (2)	1.546	83.98	13:18:20.435
6 -	1:56.365	2.522	83.28	13:20:16.800

P17 121 Andrew GERRARD				
LAP	LAP TIME	DIFF	MPH	TIME OF DAY
1 -	2:07.726	10.585	75.87	13:10:34.126
2 -	2:01.385	4.244	79.83	13:12:35.511
3 -	1:59.129	1.988	81.35	13:14:34.640
4 -	1:59.017 (3)	1.876	81.42	13:16:33.657
5 -	1:57.141 (1)	82.73	13:18:30.798	
6 -	1:58.863 (2)	1.722	81.53	13:20:29.661

P18 74 Ben VARLEY				
LAP	LAP TIME	DIFF	MPH	TIME OF DAY
1 -	2:09.431	9.994	74.87	13:10:35.831
2 -	1:59.437 (1)	81.14	13:12:35.268	
3 -	1:59.755 (3)	0.318	80.92	13:14:35.023
4 -	2:00.662	1.225	80.31	13:16:35.685
5 -	1:59.598 (2)	0.161	81.03	13:18:35.283
6 -	1:59.790	0.353	80.90	13:20:35.073

P19 242 Martin FARRELLY				
LAP	LAP TIME	DIFF	MPH	TIME OF DAY
1 -	2:10.513	9.122	74.25	13:10:36.913
2 -	2:01.391 (1)	79.83	13:12:38.304	
3 -	2:02.335 (3)	0.944	79.21	13:14:40.639
4 -	2:03.581	2.190	78.42	13:16:44.220
5 -	2:01.470 (2)	0.079	79.78	13:18:45.690
6 -	2:04.522	3.131	77.82	13:20:50.212

P20 131 Jonathan GOOD				
LAP	LAP TIME	DIFF	MPH	TIME OF DAY
1 -	2:25.590	20.172	66.56	13:10:51.990
2 -	2:09.262	3.844	74.97	13:13:01.252
3 -	2:06.537 (3)	1.119	76.58	13:15:07.789

DIFF = Difference To Personal Best Lap

4 -	2:05.418 (1)		77.27	13:17:13.207
5 -	2:06.095 (2)	0.677	76.85	13:19:19.302

P21 461 ARON REDMOND				
LAP	LAP TIME	DIFF	MPH	TIME OF DAY
1 -	2:25.529	13.392	66.59	13:10:51.929
2 -	2:19.068	6.931	69.68	13:13:10.997
3 -	2:12.137 (1)		73.34	13:15:23.134
4 -	2:14.913 (3)	2.776	71.83	13:17:38.047
5 -	2:13.663 (2)	1.526	72.50	13:19:51.710

P22 194 Alexander BUTLER				
LAP	LAP TIME	DIFF	MPH	TIME OF DAY
1 -	2:27.900	13.880	65.52	13:10:54.300
2 -	2:18.674	4.654	69.88	13:13:12.974
3 -	2:16.404 (3)	2.384	71.04	13:15:29.378
4 -	2:14.310 (2)	0.290	72.15	13:17:43.688
5 -	2:14.020 (1)		72.31	13:19:57.708

P23 48 Chris DUGGAN				
LAP	LAP TIME	DIFF	MPH	TIME OF DAY
1 -	2:25.104	7.925	66.78	13:10:51.504
2 -	2:19.990	2.811	69.22	13:13:11.494
3 -	2:17.553 (2)	0.374	70.45	13:15:29.047
4 -	2:17.593 (3)	0.414	70.43	13:17:46.640
5 -	2:17.179 (1)		70.64	13:20:03.819

P24 12 Lee MARKS				
LAP	LAP TIME	DIFF	MPH	TIME OF DAY
1 -	2:00.455	8.364	80.45	13:10:26.855
2 -	1:52.091 (1)		86.45	13:12:18.946
3 -	1:53.947	1.856	85.05	13:14:12.893
4 -	1:53.841 (3)	1.750	85.13	13:16:06.734
5 -	1:53.435 (2)	1.344	85.43	13:18:00.169

P25 167 Neil MORRIS				
LAP	LAP TIME	DIFF	MPH	TIME OF DAY
1 -	2:02.762	7.560	78.94	13:10:29.162
2 -	1:55.234 (2)	0.032	84.10	13:12:24.396
3 -	1:55.202 (1)		84.12	13:14:19.598
4 -	2:28.413 P	33.211	65.29	13:16:48.011

NG Road Racing - Rounds 1 & 2 @ Oulton Park

Powerbike / Sound of Thunder

Race 8 - STATISTICS

Competitors Started 26
Planned Start 2024-03-23 @ 12:44:00.000
Actual Start 2024-03-23 @ 13:08:26.399
Finish Time 2024-03-23 @ 13:18:54.366
Track Length 2.6920mi.
Total Laps 143
Total Distance Covered 384.9600mi.

Session Fastest Lap History

NO	CL	NAME	LAP TIME	TIME OF DAY	LAP	VEHICLE
1		George EDWARDS	1:43.270	13:11:57.559	2	Honda CBR 1000 (Fireblade)
1		George EDWARDS	1:42.942	13:13:40.502	3	Honda CBR 1000 (Fireblade)

Session Leader History

NO	CL	NAME	FROM LAP	LAPS LED	DISTANCE	VEHICLE
1		George EDWARDS	1	6	16.15 miles	Honda CBR 1000 (Fireblade)

Flag History

TYPE	TIME OF DAY
GREEN	13:08:26.399
FINISH	13:18:54.366

Flag Statistics

TYPE	COUNT	TOTAL LAPS	TOTAL TIME
Green	1	6	13:15.867
Red	0	0	0.000
Safety Car	0	0	0.000
FCY	0	0	0.000

NG Road Racing - Rounds 1 & 2 @ Oulton Park

Powerbike / Sound of Thunder

Race 8 - STATISTICS

CLASS : Sound of Thunder

15 Starters

Fastest Lap History

NO	NAME	LAP TIME	TIME OF DAY	LAP	VEHICLE
44	Charlie WHITE	1:48.459	13:12:09.592	2	Ducati V2
44	Charlie WHITE	1:48.157	13:13:57.749	3	Ducati V2
44	Charlie WHITE	1:47.379	13:15:45.127	4	Ducati V2
44	Charlie WHITE	1:47.219	13:19:20.453	6	Ducati V2

Leader History

NO	NAME	FROM LAP	LAPS LED	DISTANCE	VEHICLE
44	Charlie WHITE	1	6	16.15 miles	Ducati V2

NG Road Racing - Rounds 1 & 2 @ Oulton Park

Powerbike / Sound of Thunder

Race 8 - STATISTICS

CLASS : PB

11 Starters

Fastest Lap History

NO	NAME	LAP TIME	TIME OF DAY	LAP	VEHICLE
1	George EDWARDS	1:43.270	13:11:57.559	2	Honda CBR 1000 (Fireblade)
1	George EDWARDS	1:42.942	13:13:40.502	3	Honda CBR 1000 (Fireblade)

Leader History


NO	NAME	FROM LAP	LAPS LED	DISTANCE	VEHICLE
1	George EDWARDS	1	6	16.15 miles	Honda CBR 1000 (Fireblade)

NG Road Racing - Rounds 1 & 2 @ Oulton Park

Powerbike / Sound of Thunder

Race 8 - GRID (6 Laps)

ROW 14				40	74 Ben VARLEY				
ROW 13		39	317 Caleb WILLIAMS		38	118 Jim COYLE		37	912 Murray HAMBRO
ROW 12	36	94 Liam WOOD		35	4 Tony PARKER		34	131 Jonathan GOOD	
ROW 11		33	194 Alexander BUTLER		32	307 Adam SOUTHWELL		31	627 Dean MILLER
ROW 10	30	25 Howard BURCHNALL		29	93 Stuart COOKE		28	121 Andrew GERRARD	
ROW 9		27	103 Adam PERKS		26	171 Gareth WILLIAMS		25	461 ARON REDMOND
ROW 8	24	234 Scott PREECE		23	151 Mark HUGHES		22	991 Daniel CLEARY	
ROW 7		21	199 Byron WOODSFORD		20	42 Jonathan PERRY		19	37 Chace COLLYMORE
ROW 6	18	48 Chris DUGGAN		17	242 Martin FARRELLY		16	167 Neil MORRIS	
ROW 5		15	132 Martin MORRIS						
ROW 4	12	711 Jody LEES		11	99 James CLEARY		10	44 Charlie WHITE	
ROW 3		9	12 Lee MARKS		8	98 Brandon BRINDED		7	14 Finn SMART-WEEDEN
ROW 2	6	89 Aaron MATTHEWS		5	211 Gary STEVENS		4	71 Phil CROWE	
ROW 1		3	45 Daniel NELMES		2	1 George EDWARDS		1	11 Chris POPE
									Pole



NG Road Racing - Rounds 1 & 2 @ Oulton Park

Powerbike / Sound of Thunder

Race 17 - CLASSIFICATION

Race Distance: 8 Laps / 21.53 miles



POS	NO	CL	PIC	NAME	ENTRY	LAPS	TIME	GAP	DIFF	MPH	BEST	ON	GRD	↑↓
1	1	PB	1	George EDWARDS	Honda CBR 1000 (Fireblade) - Edwards and son builders & L	8	13:54.760			92.87	1:42.097	2	1	0
2	42	PB	2	Jonathan PERRY	Kawasaki ZX10-R - Gordon Huxley Racing	8	14:17.739	22.979	22.979	90.38	1:45.288	8	3	1
3	45	PB	3	Daniel NELMES	Yamaha R1 - Thruster racing	8	14:22.643	27.883	4.904	89.87	1:47.038	6	2	-1
4	44	SOT	1	Charlie WHITE	Ducati V2 - True Heroes Racing	8	14:29.164	34.404	6.521	89.20	1:46.895	8	4	0
5	25	PB	4	Howard BURCHNALL	Suzuki GSXR 1000 - HB.RACING	8	14:37.160	42.400	7.996	88.38	1:48.332	3	6	1
6	317	SOT	2	Caleb WILLIAMS	Triumph 675 - Ewloe	8	14:56.889	1:02.129	19.729	86.44	1:50.543	7	14	8
7	14	SOT	3	Finn SMART-WEEDEN	Triumph 675 - KDC Coatings	8	14:59.149	1:04.389	2.260	86.22	1:50.602	8	8	1
8	93	PB	5	Stuart COOKE	Yamaha R1 - Arrows	8	14:59.221	1:04.461	0.072	86.21	1:50.248	7	9	1
9	37	SOT	4	Chace COLLYMORE	Aprilia RS660 - GRANDMA & GRANDAD	8	15:09.512	1:14.752	10.291	85.24	1:52.139	3	10	1
10	98	SOT	5	Brandon BRINDED	Triumph 675 - Brinded Racing #98	8	15:09.589	1:14.829	0.077	85.23	1:52.433	8	11	1
11	307	PB	6	Adam SOUTHWELL	BMW S1000RR - Brigitte's S.O.M	8	15:12.783	1:18.023	3.194	84.93	1:52.207	4	12	1
12	167	PB	7	Neil MORRIS	Suzuki GSXR 1000 - Neil Morris Racing	8	15:28.143	1:33.383	15.360	83.53	1:53.500	2	25	13
13	12	SOT	6	Lee MARKS	Ducati 749 - Luigi moto	8	15:31.279	1:36.519	3.136	83.25	1:53.617	3	24	11
14	89	SOT	7	Aaron MATTHEWS	Triumph 675 - GEETEC AUTO LTD/SWB RACING	8	15:34.723	1:39.963	3.444	82.94	1:54.452	2	13	-1
15	121	PB	8	Andrew GERRARD	Suzuki GSXR 1000 - BCR Performance/ Dean White	7	14:10.678	1 Lap	1 Lap	79.74	1:59.413	6	17	2
16	74	SOT	8	Ben VARLEY	Ducati 959 Panigale - FWR	7	14:12.789	1 Lap	2.111	79.54	1:59.980	6	18	2
17	912	SOT	9	Murray HAMBRO	Ducati Panegale V2 - Veterans of war	7	14:14.032	1 Lap	1.243	79.43	1:56.843	7	16	-1
18	242	SOT	10	Martin FARRELLY	Triumph 675 - Hinckley	7	14:52.392	1 Lap	38.360	76.01	2:05.929	6	19	1
19	194	SOT	11	Alexander BUTLER	Triumph 675 - Hereford	7	15:36.826	1 Lap	44.434	72.41	2:08.069	7	22	3
20	48	SOT	12	Chris DUGGAN	Ducati 959 Panigale - True Hero Racing	6	14:13.379	2 Laps	1 Lap	68.13	2:19.478	4	23	3

NOT CLASSIFIED

DNF	11	PB		Chris POPE	Yamaha R1 - AFB Motorcycles	4	7:44.192	4 Laps	2 Laps	83.51	1:49.433	2	7	
-----	----	----	--	------------	-----------------------------	---	----------	--------	--------	-------	----------	---	---	--

FASTEST LAP

	1	PB		George EDWARDS	Honda CBR 1000 (Fireblade) - Edwards and son builders & L	2	1:42.097			94.92 mph			152.76 kph	
	44	SOT		Charlie WHITE	Ducati V2 - True Heroes Racing	8	1:46.895			90.66 mph			145.90 kph	

Comments:

Class PB - 92.5% of Race Speed = 85.90 mph
Class SOT - 92.5% of Race Speed = 82.51 mph

Weather / Track : /

These results are provisional until the conclusion of any judicial and technical matters.

Date: 23/03/2024 Start: 17:30 Finish: 17:44
Oulton Park International: 2.6920 miles

Clerk Of Course: Steve Bostock	Stewards:	Timekeeper: NG Timekeepers	
--------------------------------	-----------	----------------------------	--

Results can be found at www.tsl-timing.com

Printed - 17:46 Saturday, 23 March 2024



NG Road Racing - Rounds 1 & 2 @ Oulton Park

Powerbike / Sound of Thunder

Race 17 - LAP CHART

LAP 1 @ 17:32:02.327

NO	BEHIND	LAP TIME
1		1:47.197
45	3.323	1:50.520
42	3.491	1:50.688
44	5.659	1:52.856
25	5.790	1:52.987
11	6.895	1:54.092
93	10.283	1:57.480
317	10.569	1:57.766
14	10.768	1:57.965
98	11.428	1:58.625
37	11.834	1:59.031
89	12.985	2:00.182
307	13.437	2:00.634
12	14.186	2:01.383
167	17.719	2:04.916
74	18.571	2:05.768
121	20.789	2:07.986
242	25.029	2:12.226
912	36.210	2:23.407
194	37.940	2:25.137
48	41.255	2:28.452

LAP 2 @ 17:33:44.424

NO	BEHIND	LAP TIME
1		1:42.097
45	8.852	1:47.626
42	8.954	1:47.560
25	12.172	1:48.479
44	12.752	1:49.190
11	14.231	1:49.433
317	19.493	1:51.021
14	20.855	1:52.184
93	21.616	1:53.430
98	22.577	1:53.246
37	23.397	1:53.660
89	25.340	1:54.452
307	25.375	1:54.035
12	26.262	1:54.173
167	29.122	1:53.500
74	37.310	2:00.836
121	39.763	2:01.071
242	49.613	2:06.681
912	53.065	1:58.952
194	1:12.356	2:16.513
48	1:20.882	2:21.724

LAP 3 @ 17:35:27.097

NO	BEHIND	LAP TIME
1		1:42.673
45	14.112	1:47.933
42	14.201	1:47.920
25	17.831	1:48.332
44	18.102	1:48.023
11	21.400	1:49.842
317	28.148	1:51.328
14	29.993	1:51.811
93	30.817	1:51.874
98	32.511	1:52.607
37	32.863	1:52.139
307	35.081	1:52.379
12	37.206	1:53.617
89	37.991	1:55.324

167	40.036	1:53.587
74	55.815	2:01.178
121	56.912	1:59.822
912	1:11.710	2:01.318
242	1:13.909	2:06.969

LAP 4 @ 17:37:10.997

NO	BEHIND	LAP TIME
1		1:43.900
194	1 Lap	2:15.209
48	1 Lap	2:21.165
42	17.733	1:47.432
45	18.090	1:47.878
44	22.692	1:48.490
25	23.102	1:49.171
317	35.694	1:51.446
14	37.903	1:51.810
93	38.446	1:51.529
98	41.534	1:52.923
37	41.766	1:52.803
307	43.388	1:52.207
12	47.655	1:54.349
11	48.325	2:10.825 P
89	50.623	1:56.532
167	51.197	1:55.061
74	1:13.438	2:01.523
121	1:13.503	2:00.491
912	1:26.251	1:58.441
242	1:37.535	2:07.526

LAP 5 @ 17:38:53.881

NO	BEHIND	LAP TIME
1		1:42.884
42	21.770	1:46.921
45	22.541	1:47.335
44	27.585	1:47.777
25	29.645	1:49.427
194	1 Lap	2:11.667
317	44.502	1:51.692
14	47.503	1:52.484
93	47.843	1:52.281
37	51.615	1:52.733
98	51.994	1:53.344
48	1 Lap	2:19.478
307	54.172	1:53.668
12	1:00.908	1:56.137
167	1:04.070	1:55.757
89	1:05.552	1:57.813
121	1:32.489	2:01.870
74	1:33.370	2:02.816
912	1:41.078	1:57.711

LAP 6 @ 17:40:37.871

NO	BEHIND	LAP TIME
1		1:43.990
242	1 Lap	2:06.854
42	23.769	1:45.989
45	25.589	1:47.038
44	31.289	1:47.694
25	35.497	1:49.842
317	52.576	1:52.064
14	55.056	1:51.543
93	55.878	1:52.025
194	1 Lap	2:10.646

37	1:00.311	1:52.686
98	1:01.206	1:53.202
307	1:03.769	1:53.587
12	1:13.529	1:56.611
167	1:14.675	1:54.595
89	1:18.133	1:56.571
48	1 Lap	2:20.501

LAP 7 @ 17:42:23.168

NO	BEHIND	LAP TIME
1		1:45.297
121	1 Lap	1:59.413
74	1 Lap	1:59.980
912	1 Lap	1:57.360
42	24.413	1:45.941
45	27.554	1:47.262
44	34.231	1:48.239
242	1 Lap	2:05.929
25	39.145	1:48.945
317	57.822	1:50.543
14	1:00.509	1:50.750
93	1:00.829	1:50.248
37	1:08.452	1:53.438
98	1:09.118	1:53.209
307	1:12.079	1:53.607
194	1 Lap	2:09.585
167	1:24.583	1:55.205
12	1:25.109	1:56.877
89	1:28.907	1:56.071

LAP 8 @ 17:44:09.890

NO	BEHIND	LAP TIME
1		1:46.722
121	1 Lap	2:00.025
74	1 Lap	2:00.688
48	2 Laps	2:22.059
912	1 Lap	1:56.843
42	22.979	1:45.288
45	27.883	1:47.051
44	34.404	1:46.895
25	42.400	1:49.977
242	1 Lap	2:06.207
317	1:02.129	1:51.029
14	1:04.389	1:50.602
93	1:04.461	1:50.354
37	1:14.752	1:53.022
98	1:14.829	1:52.433
307	1:18.023	1:52.666
167	1:33.383	1:55.522
12	1:36.519	1:58.132
89	1:39.963	1:57.778
194	1 Lap	2:08.069

NG Road Racing - Rounds 1 & 2 @ Oulton Park

Powerbike / Sound of Thunder

Race 17 - LAP ANALYSIS

DIFF = Difference To Personal Best Lap

P1 1 George EDWARDS				
LAP	LAP TIME	DIFF	MPH	TIME OF DAY
1 -	1:47.197	5.100	90.40	17:32:02.327
2 -	1:42.097 (1)		94.92	17:33:44.424
3 -	1:42.673 (2)	0.576	94.38	17:35:27.097
4 -	1:43.900	1.803	93.27	17:37:10.997
5 -	1:42.884 (3)	0.787	94.19	17:38:53.881
6 -	1:43.990	1.893	93.19	17:40:37.871
7 -	1:45.297	3.200	92.03	17:42:23.168
8 -	1:46.722	4.625	90.80	17:44:09.890

P2 42 Jonathan PERRY				
LAP	LAP TIME	DIFF	MPH	TIME OF DAY
1 -	1:50.688	5.400	87.55	17:32:05.818
2 -	1:47.560	2.272	90.10	17:33:53.378
3 -	1:47.920	2.632	89.80	17:35:41.298
4 -	1:47.432	2.144	90.20	17:37:28.730
5 -	1:46.921	1.633	90.63	17:39:15.651
6 -	1:45.989 (3)	0.701	91.43	17:41:01.640
7 -	1:45.941 (2)	0.653	91.47	17:42:47.581
8 -	1:45.288 (1)		92.04	17:44:32.869

P3 45 Daniel NELMES				
LAP	LAP TIME	DIFF	MPH	TIME OF DAY
1 -	1:50.520	3.482	87.68	17:32:05.650
2 -	1:47.626	0.588	90.04	17:33:53.276
3 -	1:47.933	0.895	89.78	17:35:41.209
4 -	1:47.878	0.840	89.83	17:37:29.087
5 -	1:47.335	0.297	90.29	17:39:16.422
6 -	1:47.038 (1)		90.54	17:41:03.460
7 -	1:47.262 (3)	0.224	90.35	17:42:50.722
8 -	1:47.051 (2)	0.013	90.52	17:44:37.773

P4 44 Charlie WHITE				
LAP	LAP TIME	DIFF	MPH	TIME OF DAY
1 -	1:52.856	5.961	85.87	17:32:07.986
2 -	1:49.190	2.295	88.75	17:33:57.176
3 -	1:48.023	1.128	89.71	17:35:45.199
4 -	1:48.490	1.595	89.32	17:37:33.689
5 -	1:47.777 (3)	0.882	89.91	17:39:21.466
6 -	1:47.694 (2)	0.799	89.98	17:41:09.160
7 -	1:48.239	1.344	89.53	17:42:57.399
8 -	1:46.895 (1)		90.66	17:44:44.294

P5 25 Howard BURCHNALL				
LAP	LAP TIME	DIFF	MPH	TIME OF DAY
1 -	1:52.987	4.655	85.77	17:32:08.117
2 -	1:48.479 (2)	0.147	89.33	17:33:56.596
3 -	1:48.332 (1)		89.45	17:35:44.928
4 -	1:49.171	0.839	88.77	17:37:34.099
5 -	1:49.427	1.095	88.56	17:39:23.526
6 -	1:49.842	1.510	88.22	17:41:13.368
7 -	1:48.945 (3)	0.613	88.95	17:43:02.313
8 -	1:49.977	1.645	88.12	17:44:52.290

P6 317 Caleb WILLIAMS				
LAP	LAP TIME	DIFF	MPH	TIME OF DAY
1 -	1:57.766	7.223	82.29	17:32:12.896
2 -	1:51.021 (2)	0.478	87.29	17:34:03.917
3 -	1:51.328	0.785	87.05	17:35:55.245

DIFF = Difference To Personal Best Lap

4 -	1:51.446	0.903	86.95	17:37:46.691
5 -	1:51.692	1.149	86.76	17:39:38.383
6 -	1:52.064	1.521	86.48	17:41:30.447
7 -	1:50.543 (1)		87.66	17:43:20.990
8 -	1:51.029 (3)	0.486	87.28	17:45:12.019

P7 14 Finn SMART-WEEDEN				
LAP	LAP TIME	DIFF	MPH	TIME OF DAY
1 -	1:57.965	7.363	82.15	17:32:13.095
2 -	1:52.184	1.582	86.38	17:34:05.279
3 -	1:51.811	1.209	86.67	17:35:57.090
4 -	1:51.810	1.208	86.67	17:37:48.900
5 -	1:52.484	1.882	86.15	17:39:41.384
6 -	1:51.543 (3)	0.941	86.88	17:41:32.927
7 -	1:50.750 (2)	0.148	87.50	17:43:23.677
8 -	1:50.602 (1)		87.62	17:45:14.279

P8 93 Stuart COOKE				
LAP	LAP TIME	DIFF	MPH	TIME OF DAY
1 -	1:57.480	7.232	82.49	17:32:12.610
2 -	1:53.430	3.182	85.43	17:34:06.040
3 -	1:51.874	1.626	86.62	17:35:57.914
4 -	1:51.529 (3)	1.281	86.89	17:37:49.443
5 -	1:52.281	2.033	86.31	17:39:41.724
6 -	1:52.025	1.777	86.51	17:41:33.749
7 -	1:50.248 (1)		87.90	17:43:23.997
8 -	1:50.354 (2)	0.106	87.82	17:45:14.351

P9 37 Chace COLLYMORE				
LAP	LAP TIME	DIFF	MPH	TIME OF DAY
1 -	1:59.031	6.892	81.41	17:32:14.161
2 -	1:53.660	1.521	85.26	17:34:07.821
3 -	1:52.139 (1)		86.42	17:35:59.960
4 -	1:52.803	0.664	85.91	17:37:52.763
5 -	1:52.733 (3)	0.594	85.96	17:39:45.496
6 -	1:52.686 (2)	0.547	86.00	17:41:38.182
7 -	1:53.438	1.299	85.43	17:43:31.620
8 -	1:53.022	0.883	85.74	17:45:24.642

P10 98 Brandon BRINDED				
LAP	LAP TIME	DIFF	MPH	TIME OF DAY
1 -	1:58.625	6.192	81.69	17:32:13.755
2 -	1:53.246	0.813	85.57	17:34:07.001
3 -	1:52.607 (2)	0.174	86.06	17:35:59.608
4 -	1:52.923 (3)	0.490	85.82	17:37:52.531
5 -	1:53.344	0.911	85.50	17:39:45.875
6 -	1:53.202	0.769	85.61	17:41:39.077
7 -	1:53.209	0.776	85.60	17:43:32.286
8 -	1:52.433 (1)		86.19	17:45:24.719

P11 307 Adam SOUTHWELL				
LAP	LAP TIME	DIFF	MPH	TIME OF DAY
1 -	2:00.634	8.427	80.33	17:32:15.764
2 -	1:54.035	1.828	84.98	17:34:09.799
3 -	1:52.379 (2)	0.172	86.23	17:36:02.178
4 -	1:52.207 (1)		86.36	17:37:54.385
5 -	1:53.668	1.461	85.25	17:39:48.053
6 -	1:53.587	1.380	85.32	17:41:41.640
7 -	1:53.607	1.400	85.30	17:43:35.247
8 -	1:52.666 (3)	0.459	86.01	17:45:27.913

NG Road Racing - Rounds 1 & 2 @ Oulton Park

Powerbike / Sound of Thunder

Race 17 - LAP ANALYSIS

DIFF = Difference To Personal Best Lap

P12 167 Neil MORRIS				
LAP	LAP TIME	DIFF	MPH	TIME OF DAY
1 -	2:04.916	11.416	77.58	17:32:20.046
2 -	1:53.500 (1)		85.38	17:34:13.546
3 -	1:53.587 (2)	0.087	85.32	17:36:07.133
4 -	1:55.061	1.561	84.22	17:38:02.194
5 -	1:55.757	2.257	83.72	17:39:57.951
6 -	1:54.595 (3)	1.095	84.57	17:41:52.546
7 -	1:55.205	1.705	84.12	17:43:47.751
8 -	1:55.522	2.022	83.89	17:45:43.273

P13 12 Lee MARKS				
LAP	LAP TIME	DIFF	MPH	TIME OF DAY
1 -	2:01.383	7.766	79.84	17:32:16.513
2 -	1:54.173 (2)	0.556	84.88	17:34:10.686
3 -	1:53.617 (1)		85.29	17:36:04.303
4 -	1:54.349 (3)	0.732	84.75	17:37:58.652
5 -	1:56.137	2.520	83.44	17:39:54.789
6 -	1:56.611	2.994	83.10	17:41:51.400
7 -	1:56.877	3.260	82.91	17:43:48.277
8 -	1:58.132	4.515	82.03	17:45:46.409

P14 89 Aaron MATTHEWS				
LAP	LAP TIME	DIFF	MPH	TIME OF DAY
1 -	2:00.182	5.730	80.63	17:32:15.312
2 -	1:54.452 (1)		84.67	17:34:09.764
3 -	1:55.324 (2)	0.872	84.03	17:36:05.088
4 -	1:56.532	2.080	83.16	17:38:01.620
5 -	1:57.813	3.361	82.26	17:39:59.433
6 -	1:56.571	2.119	83.13	17:41:56.004
7 -	1:56.071 (3)	1.619	83.49	17:43:52.075
8 -	1:57.778	3.326	82.28	17:45:49.853

P15 121 Andrew GERRARD				
LAP	LAP TIME	DIFF	MPH	TIME OF DAY
1 -	2:07.986	8.573	75.72	17:32:23.116
2 -	2:01.071	1.658	80.04	17:34:24.187
3 -	1:59.822 (2)	0.409	80.88	17:36:24.009
4 -	2:00.491	1.078	80.43	17:38:24.500
5 -	2:01.870	2.457	79.52	17:40:26.370
6 -	1:59.413 (1)		81.15	17:42:25.783
7 -	2:00.025 (3)	0.612	80.74	17:44:25.808

P16 74 Ben VARLEY				
LAP	LAP TIME	DIFF	MPH	TIME OF DAY
1 -	2:05.768	5.788	77.05	17:32:20.898
2 -	2:00.836 (3)	0.856	80.20	17:34:21.734
3 -	2:01.178	1.198	79.97	17:36:22.912
4 -	2:01.523	1.543	79.74	17:38:24.435
5 -	2:02.816	2.836	78.90	17:40:27.251
6 -	1:59.980 (1)		80.77	17:42:27.231
7 -	2:00.688 (2)	0.708	80.30	17:44:27.919

P17 912 Murray HAMBRO				
LAP	LAP TIME	DIFF	MPH	TIME OF DAY
1 -	2:23.407	26.564	67.57	17:32:38.537
2 -	1:58.952	2.109	81.47	17:34:37.489
3 -	2:01.318	4.475	79.88	17:36:38.807
4 -	1:58.441	1.598	81.82	17:38:37.248
5 -	1:57.711 (3)	0.868	82.33	17:40:34.959

DIFF = Difference To Personal Best Lap

6 -	1:57.360 (2)	0.517	82.57	17:42:32.319
7 -	1:56.843 (1)		82.94	17:44:29.162

P18 242 Martin FARRELLY				
LAP	LAP TIME	DIFF	MPH	TIME OF DAY
1 -	2:12.226	6.297	73.29	17:32:27.356
2 -	2:06.681 (3)	0.752	76.50	17:34:34.037
3 -	2:06.969	1.040	76.32	17:36:41.006
4 -	2:07.526	1.597	75.99	17:38:48.532
5 -	2:06.854	0.925	76.39	17:40:55.386
6 -	2:05.929 (1)		76.95	17:43:01.315
7 -	2:06.207 (2)	0.278	76.78	17:45:07.522

P19 194 Alexander BUTLER				
LAP	LAP TIME	DIFF	MPH	TIME OF DAY
1 -	2:25.137	17.068	66.77	17:32:40.267
2 -	2:16.513	8.444	70.99	17:34:56.780
3 -	2:15.209	7.140	71.67	17:37:11.989
4 -	2:11.667	3.598	73.60	17:39:23.656
5 -	2:10.646 (3)	2.577	74.17	17:41:34.302
6 -	2:09.585 (2)	1.516	74.78	17:43:43.887
7 -	2:08.069 (1)		75.67	17:45:51.956

P20 48 Chris DUGGAN				
LAP	LAP TIME	DIFF	MPH	TIME OF DAY
1 -	2:28.452	8.974	65.28	17:32:43.582
2 -	2:21.724	2.246	68.38	17:35:05.306
3 -	2:21.165 (3)	1.687	68.65	17:37:26.471
4 -	2:19.478 (1)		69.48	17:39:45.949
5 -	2:20.501 (2)	1.023	68.97	17:42:06.450
6 -	2:22.059	2.581	68.22	17:44:28.509

P21 11 Chris POPE				
LAP	LAP TIME	DIFF	MPH	TIME OF DAY
1 -	1:54.092	4.659	84.94	17:32:09.222
2 -	1:49.433 (1)		88.55	17:33:58.655
3 -	1:49.842 (2)	0.409	88.22	17:35:48.497
4 -	2:10.825 P	21.392	74.07	17:37:59.322

NG Road Racing - Rounds 1 & 2 @ Oulton Park

Powerbike / Sound of Thunder

Race 17 - STATISTICS

Competitors Started 21
Planned Start 2024-03-23 @ 16:46:00.000
Actual Start 2024-03-23 @ 17:30:15.130
Finish Time 2024-03-23 @ 17:44:09.889
Track Length 2.6920mi.
Total Laps 157
Total Distance Covered 422.6484mi.

Session Fastest Lap History

NO	CL	NAME	LAP TIME	TIME OF DAY	LAP	VEHICLE
1		George EDWARDS	1:42.097	17:33:44.450	2	Honda CBR 1000 (Fireblade)

Session Leader History

NO	CL	NAME	FROM LAP	LAPS LED	DISTANCE	VEHICLE
1		George EDWARDS	1	8	21.53 miles	Honda CBR 1000 (Fireblade)

Flag History

TYPE	TIME OF DAY
GREEN	17:30:15.130
FINISH	17:44:09.889

Flag Statistics

TYPE	COUNT	TOTAL LAPS	TOTAL TIME
Green	1	8	15:49.250
Red	0	0	0.000
Safety Car	0	0	0.000
FCY	0	0	0.000

NG Road Racing - Rounds 1 & 2 @ Oulton Park

Powerbike / Sound of Thunder

Race 17 - STATISTICS

CLASS : Sound of Thunder

12 Starters

Fastest Lap History

NO	NAME	LAP TIME	TIME OF DAY	LAP	VEHICLE
44	Charlie WHITE	1:49.190	17:33:57.196	2	Ducati V2
44	Charlie WHITE	1:48.023	17:35:45.218	3	Ducati V2
44	Charlie WHITE	1:47.777	17:39:21.486	5	Ducati V2
44	Charlie WHITE	1:47.694	17:41:09.179	6	Ducati V2
44	Charlie WHITE	1:46.895	17:44:44.313	8	Ducati V2

Leader History

NO	NAME	FROM LAP	LAPS LED	DISTANCE	VEHICLE
44	Charlie WHITE	1	8	21.53 miles	Ducati V2

NG Road Racing - Rounds 1 & 2 @ Oulton Park

Powerbike / Sound of Thunder

Race 17 - STATISTICS

CLASS : PB

9 Starters

Fastest Lap History

NO	NAME	LAP TIME	TIME OF DAY	LAP	VEHICLE
1	George EDWARDS	1:42.097	17:33:44.450	2	Honda CBR 1000 (Fireblade)

Leader History

NO	NAME	FROM LAP	LAPS LED	DISTANCE	VEHICLE
1	George EDWARDS	1	8	21.53 miles	Honda CBR 1000 (Fireblade)

NG Road Racing - Rounds 1 & 2 @ Oulton Park

Powerbike / Sound of Thunder

Race 17 - GRID (8 Laps)



ROW 13		38	118 Jim COYLE	37	94 Liam WOOD		
ROW 12	36	4 Tony PARKER	35	627 Dean MILLER	34	171 Gareth WILLIAMS	
ROW 11		33	151 Mark HUGHES	32	991 Daniel CLEARY	31	199 Byron WOODSFORD
ROW 10	30	711 Jody LEES	29	99 James CLEARY	28	71 Phil CROWE	
ROW 9		27	234 Scott PREECE	26	211 Gary STEVENS	25	167 Neil MORRIS
ROW 8	24	12 Lee MARKS	23	48 Chris DUGGAN	22	194 Alexander BUTLER	
ROW 7		21	461 ARON REDMOND	20	131 Jonathan GOOD	19	242 Martin FARRELLY
ROW 6	18	74 Ben VARLEY	17	121 Andrew GERRARD	16	912 Murray HAMBRO	
ROW 5		15	103 Adam PERKS	14	317 Caleb WILLIAMS	13	89 Aaron MATTHEWS
ROW 4	12	307 Adam SOUTHWELL	11	98 Brandon BRINDED	10	37 Chace COLLYMORE	
ROW 3		9	93 Stuart COOKE	8	14 Finn SMART-WEEDEN	7	11 Chris POPE
ROW 2	6	25 Howard BURCHNALL	5	132 Martin MORRIS	4	44 Charlie WHITE	
ROW 1		3	42 Jonathan PERRY	2	45 Daniel NELMES	1	1 George EDWARDS
Pole							

These results are provisional until the conclusion of any judicial and technical matters.

Oulton Park International: 2.6920 miles

Clerk Of Course: Steve Bostock	Stewards:	Timekeeper: NG Timekeepers	
--------------------------------	-----------	----------------------------	--

Results can be found at www.tsl-timing.com

Printed - 13:24 Saturday, 23 March 2024

