



PHOENIX OPEN / LOVE LIFE & RIDE PI 1300



NG Road Racing – Round 1
Oulton Park International
23rd March 2024



Timing & Results Provided by Timing Solutions Ltd

www.tsl-timing.com



OultonPark

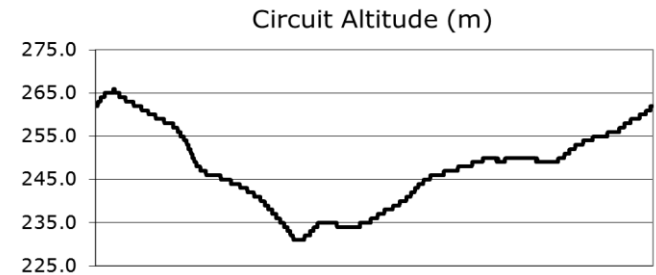
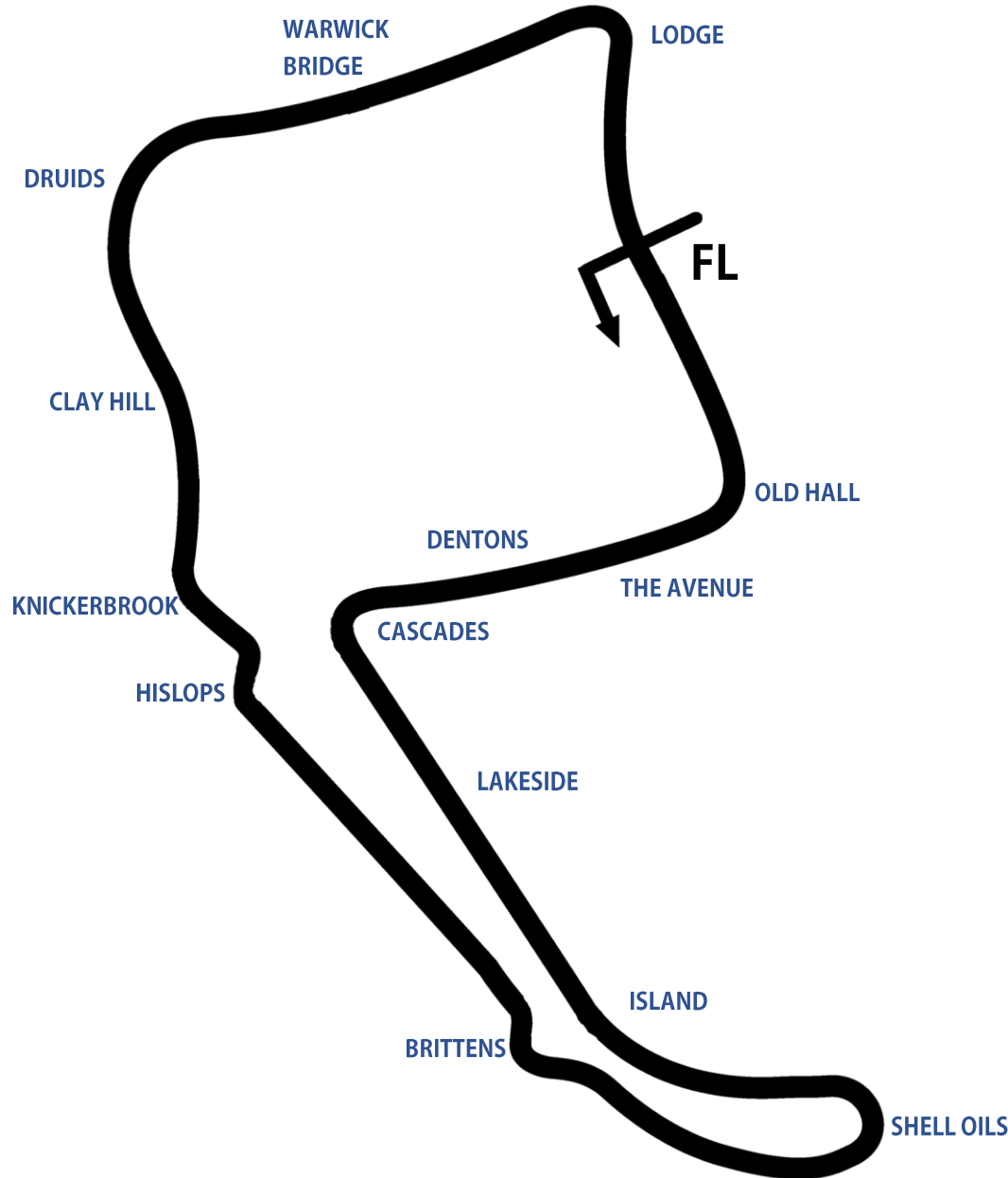
Oulton Park International Circuit

Little Budworth, Tarporley, Cheshire, UK



SPORTS TIMING

TIMING SOLUTIONS LTD



| | | | |
|----------------------|------------------------------------|------------|-----------|
| Length | 2.6920 miles 4.332 km 4332.4m | | |
| FL | | 53.17997 N | 2.61294 W |
| Pit Entry | 4314m | 53.18011 N | 2.61306 W |
| Pit Exit | 180m after FL | 53.17836 N | 2.61232 W |
| Pit Entry - Pit Exit | 199m, 14.3s @ 50kph, 11.9s @ 60kph | | |

Results & Live Timing available at – www.tsl-timing.com

Updated - 24/01/2024 11:06

NG Road Racing - Rounds 1 & 2 @ Oulton Park



Open / PI 1300



Race 5 - CLASSIFICATION

Race Distance: 6 Laps / 16.15 miles

| POS | NO | CL | PIC | NAME | ENTRY | LAPS | TIME | GAP | DIFF | MPH | BEST | ON | GRD | ↑↓ |
|-----|-----|--------|-----|-----------------|---|------|-----------|----------|----------|-------|----------|----|-----|----|
| 1 | 1 | OPEN | 1 | George EDWARDS | Honda CBR 1000 (Fireblade) - Edwards and son builders & L | 6 | 11:36.872 | | | 83.44 | 1:50.524 | 6 | 1 | 0 |
| 2 | 22 | OPEN | 2 | Dave MACKAY | Suzuki GSXR 1000 - True Heroes Racing | 6 | 11:37.171 | 0.299 | 0.299 | 83.40 | 1:50.091 | 6 | 4 | 2 |
| 3 | 35 | OPEN | 3 | Ricky ELDER | Yamaha R6 - REPerformance | 6 | 11:37.587 | 0.715 | 0.416 | 83.35 | 1:50.073 | 6 | 2 | -1 |
| 4 | 125 | OPEN | 4 | Lewis JONES | Kawasaki ZX6-R - Ammanford | 6 | 11:39.213 | 2.341 | 1.626 | 83.16 | 1:52.087 | 6 | 11 | 7 |
| 5 | 261 | OPEN | 5 | Joe MOORE | Honda 1000 - | 6 | 11:39.245 | 2.373 | 0.032 | 83.15 | 1:50.224 | 6 | 38 | 33 |
| 6 | 211 | OPEN | 6 | Gary STEVENS | BMW S1000RR - Radstock | 6 | 11:55.981 | 19.109 | 16.736 | 81.21 | 1:56.248 | 6 | 8 | 2 |
| 7 | 9 | OPEN | 7 | Shaun HENNESSY | Yamaha YZF 750 - Hennessy Building Contractors | 6 | 11:57.435 | 20.563 | 1.454 | 81.04 | 1:56.506 | 5 | 9 | 2 |
| 8 | 119 | OPEN | 8 | Ben GRAYSON | Yamaha R6 - Xtramile Yamaha | 6 | 11:58.708 | 21.836 | 1.273 | 80.90 | 1:55.764 | 6 | 27 | 19 |
| 9 | 44 | OPEN | 9 | Charlie WHITE | Ducati V2 - True Heroes Racing | 6 | 11:58.931 | 22.059 | 0.223 | 80.88 | 1:54.356 | 5 | 20 | 11 |
| 10 | 11 | OPEN | 10 | Chris POPE | Yamaha R1 - AFB Motorcycles | 6 | 12:00.647 | 23.775 | 1.716 | 80.68 | 1:57.987 | 6 | 7 | -3 |
| 11 | 45 | OPEN | 11 | Daniel NELMES | Yamaha R1 - Thruster racing | 6 | 12:03.022 | 26.150 | 2.375 | 80.42 | 1:59.420 | 5 | 6 | -5 |
| 12 | 317 | OPEN | 12 | Caleb WILLIAMS | Triumph 675 - Ewloe | 6 | 12:17.620 | 40.748 | 14.598 | 78.83 | 1:58.909 | 5 | 40 | 28 |
| 13 | 40 | PI1300 | 1 | Mike SMITH | Kawasaki ZXR 750 - | 6 | 12:18.828 | 41.956 | 1.208 | 78.70 | 1:57.332 | 6 | 39 | 26 |
| 14 | 92 | PI1300 | 2 | Anthony REDMOND | Kawasaki ZXR 750 - REDS GARAGE IOM | 6 | 12:21.787 | 44.915 | 2.959 | 78.38 | 1:57.438 | 6 | 34 | 20 |
| 15 | 146 | OPEN | 13 | David MORGAN | Yamaha R1 - Brynmawr | 6 | 12:23.244 | 46.372 | 1.457 | 78.23 | 1:58.050 | 5 | 30 | 15 |
| 16 | 93 | OPEN | 14 | Andrew RIPLEY | Honda CBR 600 - Rode Heath | 6 | 12:56.897 | 1:20.025 | 33.653 | 74.84 | 2:06.500 | 6 | 25 | 9 |
| 17 | 999 | OPEN | 15 | Alex CLARKE | Honda CBR 600 - Reds garage LTD | 5 | 11:41.213 | 1 Lap | 1 Lap | 69.10 | 2:17.219 | 5 | 29 | 12 |
| 18 | 144 | PI1300 | 3 | Emmett BURKE | Suzuki GSXR 600 - Sunflame | 5 | 12:39.981 | 1 Lap | 58.768 | 63.76 | 2:26.873 | 2 | 37 | 19 |
| 19 | 54 | OPEN | 16 | Colin JUDD | Yamaha R1 - True heroes racing | 5 | 14:11.243 | 1 Lap | 1:31.262 | 56.92 | 2:43.126 | 4 | 33 | 14 |

NOT CLASSIFIED

| | | | | | | | | | | | | | |
|-----|-----|--------|--|-----------------|---|---|----------|--------|--------|-------|--|--|----|
| DNF | 65 | OPEN | | Daniel FREAR | Yamaha R6 - NI components | 1 | 2:47.596 | 5 Laps | 4 Laps | 57.82 | | | 12 |
| DNF | 191 | OPEN | | Simon BASTABLE | BMW F900 R - WSC Performance / Wincanton MSport | 0 | | | | | | | 5 |
| DNF | 411 | PI1300 | | David ABRAHAM | Yamaha R1 - Cambridge motorcycles | 0 | | | | | | | 13 |
| DNF | 79 | OPEN | | Ian AGNEW | Yamaha R1 - Bathroom & Shower Centre Swindon | 0 | | | | | | | 14 |
| DNF | 178 | OPEN | | Freddie BARNES | Yamaha R6 - Swan Racing | 0 | | | | | | | 15 |
| DNF | 48 | OPEN | | Cameron HALL | Kawasaki ZX 636 - Nationwide Electrical | 0 | | | | | | | 16 |
| DNF | 167 | OPEN | | Neil MORRIS | Suzuki GSXR 1000 - Neil Morris Racing | 0 | | | | | | | 18 |
| DNF | 212 | OPEN | | Gareth ROBERTS | Yamaha R6 - Gloucester Bike Specialists | 0 | | | | | | | 19 |
| DNF | 199 | OPEN | | Byron WOODSFORD | BMW S1000RR - BRW Racing | 0 | | | | | | | 21 |
| DNF | 25 | OPEN | | Arthur GISSING | Yamaha R6 - Bass Tyre Services / N.L Components | 0 | | | | | | | 23 |
| DNF | 186 | OPEN | | Dave TILLING | Honda CBR 600 - Renovate construction | 0 | | | | | | | 31 |
| DNF | 164 | OPEN | | Michael TUSTIN | Yamaha R6 - AH Performance | 0 | | | | | | | 32 |
| DNF | 154 | PI1300 | | Andy BOULTON | Yamaha R1 - apl Heating Ltd | 0 | | | | | | | 36 |
| DNF | 132 | OPEN | | Martin MORRIS | BMW S1000RR - Morris Racing Obsession Engineering | 0 | | | | | | | |

FASTEST LAP

| | | | | | | | |
|----|--------|-------------|---------------------------|---|----------|-----------|------------|
| 35 | OPEN | Ricky ELDER | Yamaha R6 - REPerformance | 6 | 1:50.073 | 88.04 mph | 141.69 kph |
| 40 | PI1300 | Mike SMITH | Kawasaki ZXR 750 - | 6 | 1:57.332 | 82.59 mph | 132.92 kph |

Comments:

Class OPEN - 92.5% of Race Speed = 77.18 mph
 Class PI1300 - 92.5% of Race Speed = 72.79 mph

Weather / Track : Cloudy / Dry

These results are provisional until the conclusion of any judicial and technical matters.

Date: 23/03/2024 Start: 12:01 Finish: 12:13
 Oulton Park International: 2.6920 miles

| | | | |
|--------------------------------|-----------|----------------------------|--|
| Clerk Of Course: Steve Bostock | Stewards: | Timekeeper: NG Timekeepers | |
|--------------------------------|-----------|----------------------------|--|

Results can be found at www.tsl-timing.com

Printed - 12:18 Saturday, 23 March 2024



NG Road Racing - Rounds 1 & 2 @ Oulton Park

Open / PI 1300

Race 5 - LAP CHART

LAP 1 @ 12:03:49.644

| NO | BEHIND | LAP TIME |
|-----|----------|------------|
| 45 | | 2:04.235 |
| 11 | 2.154 | 2:06.389 |
| 1 | 2.502 | 2:06.737 |
| 35 | 2.637 | 2:06.872 |
| 22 | 2.750 | 2:06.985 |
| 125 | 3.015 | 2:07.250 |
| 211 | 3.386 | 2:07.621 |
| 261 | 4.133 | 2:08.368 |
| 9 | 5.118 | 2:09.353 |
| 44 | 7.004 | 2:11.239 |
| 119 | 7.518 | 2:11.753 |
| 317 | 9.275 | 2:13.510 |
| 92 | 12.132 | 2:16.367 |
| 93 | 13.582 | 2:17.817 |
| 40 | 13.758 | 2:17.993 |
| 146 | 16.289 | 2:20.524 |
| 999 | 22.413 | 2:26.648 |
| 144 | 28.194 | 2:32.429 |
| 65 | 43.361 | 2:47.596 P |
| 54 | 1:05.519 | 3:09.754 |

144 1:35.016 2:35.001

54 1 Lap 2:43.401

LAP 4 @ 12:09:38.303

| NO | BEHIND | LAP TIME |
|-----|----------|----------|
| 125 | | 1:53.607 |
| 1 | 2.688 | 1:52.488 |
| 22 | 3.407 | 1:53.292 |
| 35 | 3.883 | 1:53.163 |
| 261 | 4.387 | 1:53.638 |
| 211 | 9.269 | 1:57.812 |
| 11 | 10.583 | 1:58.458 |
| 45 | 11.032 | 2:00.525 |
| 9 | 11.202 | 1:58.073 |
| 119 | 11.817 | 1:56.946 |
| 44 | 16.243 | 1:56.303 |
| 317 | 26.840 | 2:01.315 |
| 40 | 31.109 | 2:00.209 |
| 146 | 32.554 | 2:00.397 |
| 92 | 33.024 | 2:01.077 |
| 93 | 50.150 | 2:07.604 |
| 54 | 1 Lap | 2:43.551 |
| 999 | 1:31.100 | 2:18.873 |

LAP 2 @ 12:05:49.323

| NO | BEHIND | LAP TIME |
|-----|--------|----------|
| 45 | | 1:59.679 |
| 125 | 0.108 | 1:56.772 |
| 11 | 0.718 | 1:58.243 |
| 22 | 1.698 | 1:58.627 |
| 1 | 1.756 | 1:58.933 |
| 261 | 2.383 | 1:57.929 |
| 35 | 3.026 | 2:00.068 |
| 211 | 3.272 | 1:59.565 |
| 9 | 4.016 | 1:58.577 |
| 119 | 7.039 | 1:59.200 |
| 44 | 10.024 | 2:02.699 |
| 317 | 12.589 | 2:02.993 |
| 92 | 17.364 | 2:04.911 |
| 40 | 18.445 | 2:04.366 |
| 146 | 20.004 | 2:03.394 |
| 93 | 24.001 | 2:10.098 |
| 999 | 41.719 | 2:18.985 |
| 144 | 55.388 | 2:26.873 |

LAP 5 @ 12:11:31.757

| NO | BEHIND | LAP TIME |
|-----|----------|----------|
| 1 | | 1:50.766 |
| 22 | 0.732 | 1:50.779 |
| 125 | 0.778 | 1:54.232 |
| 35 | 1.166 | 1:50.737 |
| 261 | 2.673 | 1:51.740 |
| 211 | 13.385 | 1:57.570 |
| 9 | 14.254 | 1:56.506 |
| 11 | 16.312 | 1:59.183 |
| 119 | 16.596 | 1:58.233 |
| 45 | 16.998 | 1:59.420 |
| 44 | 17.145 | 1:54.356 |
| 144 | 1 Lap | 2:34.616 |
| 317 | 32.295 | 1:58.909 |
| 40 | 35.148 | 1:57.493 |
| 146 | 37.150 | 1:58.050 |
| 92 | 38.001 | 1:58.431 |
| 93 | 1:04.049 | 2:07.353 |
| 54 | 1 Lap | 2:43.126 |

LAP 3 @ 12:07:44.696

| NO | BEHIND | LAP TIME |
|-----|----------|----------|
| 125 | | 1:55.265 |
| 54 | 1 Lap | 2:51.411 |
| 22 | 3.722 | 1:57.397 |
| 1 | 3.807 | 1:57.424 |
| 45 | 4.114 | 1:59.487 |
| 35 | 4.327 | 1:56.674 |
| 261 | 4.356 | 1:57.346 |
| 211 | 5.064 | 1:57.165 |
| 11 | 5.732 | 2:00.387 |
| 9 | 6.736 | 1:58.093 |
| 119 | 8.478 | 1:56.812 |
| 44 | 13.547 | 1:58.896 |
| 317 | 19.132 | 2:01.916 |
| 40 | 24.507 | 2:01.435 |
| 92 | 25.554 | 2:03.563 |
| 146 | 25.764 | 2:01.133 |
| 93 | 36.153 | 2:07.525 |
| 999 | 1:05.834 | 2:19.488 |

LAP 6 @ 12:13:22.281

| NO | BEHIND | LAP TIME |
|-----|----------|----------|
| 1 | | 1:50.524 |
| 22 | 0.299 | 1:50.091 |
| 35 | 0.715 | 1:50.073 |
| 125 | 2.341 | 1:52.087 |
| 261 | 2.373 | 1:50.224 |
| 999 | 1 Lap | 2:17.219 |
| 211 | 19.109 | 1:56.248 |
| 9 | 20.563 | 1:56.833 |
| 119 | 21.836 | 1:55.764 |
| 44 | 22.059 | 1:55.438 |
| 11 | 23.775 | 1:57.987 |
| 45 | 26.150 | 1:59.676 |
| 317 | 40.748 | 1:58.977 |
| 40 | 41.956 | 1:57.332 |
| 92 | 44.915 | 1:57.438 |
| 146 | 46.372 | 1:59.746 |
| 144 | 1 Lap | 2:31.062 |
| 93 | 1:20.025 | 2:06.500 |

Weather / Track : Cloudy / Dry

Results can be found at www.tsl-timing.com

Oulton Park International: 2.6920 miles
Date: 23/03/2024 Start: 12:01 Finish: 12:13

Printed - 12:19 Saturday, 23 March 2024

NG Road Racing - Rounds 1 & 2 @ Oulton Park

Open / PI 1300

Race 5 - LAP ANALYSIS

DIFF = Difference To Personal Best Lap

| P1 1 George EDWARDS | | | | |
|---------------------|---------------------|--------|--------------|---------------------|
| LAP | LAP TIME | DIFF | MPH | TIME OF DAY |
| 1 - | 2:06.737 | 16.213 | 76.46 | 12:03:52.146 |
| 2 - | 1:58.933 | 8.409 | 81.48 | 12:05:51.079 |
| 3 - | 1:57.424 | 6.900 | 82.53 | 12:07:48.503 |
| 4 - | 1:52.488 (3) | 1.964 | 86.15 | 12:09:40.991 |
| 5 - | 1:50.766 (2) | 0.242 | 87.49 | 12:11:31.757 |
| 6 - | 1:50.524 (1) | | 87.68 | 12:13:22.281 |

| P2 22 Dave MACKAY | | | | |
|-------------------|---------------------|--------|--------------|---------------------|
| LAP | LAP TIME | DIFF | MPH | TIME OF DAY |
| 1 - | 2:06.985 | 16.894 | 76.31 | 12:03:52.394 |
| 2 - | 1:58.627 | 8.536 | 81.69 | 12:05:51.021 |
| 3 - | 1:57.397 | 7.306 | 82.55 | 12:07:48.418 |
| 4 - | 1:53.292 (3) | 3.201 | 85.54 | 12:09:41.710 |
| 5 - | 1:50.779 (2) | 0.688 | 87.48 | 12:11:32.489 |
| 6 - | 1:50.091 (1) | | 88.02 | 12:13:22.580 |

| P3 35 Ricky ELDER | | | | |
|-------------------|---------------------|--------|--------------|---------------------|
| LAP | LAP TIME | DIFF | MPH | TIME OF DAY |
| 1 - | 2:06.872 | 16.799 | 76.38 | 12:03:52.281 |
| 2 - | 2:00.068 | 9.995 | 80.71 | 12:05:52.349 |
| 3 - | 1:56.674 | 6.601 | 83.06 | 12:07:49.023 |
| 4 - | 1:53.163 (3) | 3.090 | 85.64 | 12:09:42.186 |
| 5 - | 1:50.737 (2) | 0.664 | 87.51 | 12:11:32.923 |
| 6 - | 1:50.073 (1) | | 88.04 | 12:13:22.996 |

| P4 125 Lewis JONES | | | | |
|--------------------|---------------------|--------|--------------|---------------------|
| LAP | LAP TIME | DIFF | MPH | TIME OF DAY |
| 1 - | 2:07.250 | 15.163 | 76.15 | 12:03:52.659 |
| 2 - | 1:56.772 | 4.685 | 82.99 | 12:05:49.431 |
| 3 - | 1:55.265 | 3.178 | 84.07 | 12:07:44.696 |
| 4 - | 1:53.607 (2) | 1.520 | 85.30 | 12:09:38.303 |
| 5 - | 1:54.232 (3) | 2.145 | 84.83 | 12:11:32.535 |
| 6 - | 1:52.087 (1) | | 86.46 | 12:13:24.622 |

| P5 261 Joe MOORE | | | | |
|------------------|---------------------|--------|--------------|---------------------|
| LAP | LAP TIME | DIFF | MPH | TIME OF DAY |
| 1 - | 2:08.368 | 18.144 | 75.49 | 12:03:53.777 |
| 2 - | 1:57.929 | 7.705 | 82.17 | 12:05:51.706 |
| 3 - | 1:57.346 | 7.122 | 82.58 | 12:07:49.052 |
| 4 - | 1:53.638 (3) | 3.414 | 85.28 | 12:09:42.690 |
| 5 - | 1:51.740 (2) | 1.516 | 86.73 | 12:11:34.430 |
| 6 - | 1:50.224 (1) | | 87.92 | 12:13:24.654 |

| P6 211 Gary STEVENS | | | | |
|---------------------|---------------------|--------|--------------|---------------------|
| LAP | LAP TIME | DIFF | MPH | TIME OF DAY |
| 1 - | 2:07.621 | 11.373 | 75.93 | 12:03:53.030 |
| 2 - | 1:59.565 | 3.317 | 81.05 | 12:05:52.595 |
| 3 - | 1:57.165 (2) | 0.917 | 82.71 | 12:07:49.760 |
| 4 - | 1:57.812 | 1.564 | 82.26 | 12:09:47.572 |
| 5 - | 1:57.570 (3) | 1.322 | 82.43 | 12:11:45.142 |
| 6 - | 1:56.248 (1) | | 83.36 | 12:13:41.390 |

| P7 9 Shaun HENNESSY | | | | |
|---------------------|----------|--------|-------|--------------|
| LAP | LAP TIME | DIFF | MPH | TIME OF DAY |
| 1 - | 2:09.353 | 12.847 | 74.92 | 12:03:54.762 |
| 2 - | 1:58.577 | 2.071 | 81.73 | 12:05:53.339 |
| 3 - | 1:58.093 | 1.587 | 82.06 | 12:07:51.432 |

DIFF = Difference To Personal Best Lap

| | | | | |
|-----|---------------------|-------|--------------|---------------------|
| 4 - | 1:58.073 (3) | 1.567 | 82.07 | 12:09:49.505 |
| 5 - | 1:56.506 (1) | | 83.18 | 12:11:46.011 |
| 6 - | 1:56.833 (2) | 0.327 | 82.95 | 12:13:42.844 |

| P8 119 Ben GRAYSON | | | | |
|--------------------|---------------------|--------|--------------|---------------------|
| LAP | LAP TIME | DIFF | MPH | TIME OF DAY |
| 1 - | 2:11.753 | 15.989 | 73.55 | 12:03:57.162 |
| 2 - | 1:59.200 | 3.436 | 81.30 | 12:05:56.362 |
| 3 - | 1:56.812 (2) | 1.048 | 82.96 | 12:07:53.174 |
| 4 - | 1:56.946 (3) | 1.182 | 82.86 | 12:09:50.120 |
| 5 - | 1:58.233 | 2.469 | 81.96 | 12:11:48.353 |
| 6 - | 1:55.764 (1) | | 83.71 | 12:13:44.117 |

| P9 44 Charlie WHITE | | | | |
|---------------------|---------------------|--------|--------------|---------------------|
| LAP | LAP TIME | DIFF | MPH | TIME OF DAY |
| 1 - | 2:11.239 | 16.883 | 73.84 | 12:03:56.648 |
| 2 - | 2:02.699 | 8.343 | 78.98 | 12:05:59.347 |
| 3 - | 1:58.896 | 4.540 | 81.51 | 12:07:58.243 |
| 4 - | 1:56.303 (3) | 1.947 | 83.32 | 12:09:54.546 |
| 5 - | 1:54.356 (1) | | 84.74 | 12:11:48.902 |
| 6 - | 1:55.438 (2) | 1.082 | 83.95 | 12:13:44.340 |

| P10 11 Chris POPE | | | | |
|-------------------|---------------------|-------|--------------|---------------------|
| LAP | LAP TIME | DIFF | MPH | TIME OF DAY |
| 1 - | 2:06.389 | 8.402 | 76.67 | 12:03:51.798 |
| 2 - | 1:58.243 (2) | 0.256 | 81.96 | 12:05:50.041 |
| 3 - | 2:00.387 | 2.400 | 80.50 | 12:07:50.428 |
| 4 - | 1:58.458 (3) | 0.471 | 81.81 | 12:09:48.886 |
| 5 - | 1:59.183 | 1.196 | 81.31 | 12:11:48.069 |
| 6 - | 1:57.987 (1) | | 82.13 | 12:13:46.056 |

| P11 45 Daniel NELMES | | | | |
|----------------------|---------------------|-------|--------------|---------------------|
| LAP | LAP TIME | DIFF | MPH | TIME OF DAY |
| 1 - | 2:04.235 | 4.815 | 78.00 | 12:03:49.644 |
| 2 - | 1:59.679 | 0.259 | 80.97 | 12:05:49.323 |
| 3 - | 1:59.487 (2) | 0.067 | 81.10 | 12:07:48.810 |
| 4 - | 2:00.525 | 1.105 | 80.40 | 12:09:49.335 |
| 5 - | 1:59.420 (1) | | 81.15 | 12:11:48.755 |
| 6 - | 1:59.676 (3) | 0.256 | 80.97 | 12:13:48.431 |

| P12 317 Caleb WILLIAMS | | | | |
|------------------------|---------------------|--------|--------------|---------------------|
| LAP | LAP TIME | DIFF | MPH | TIME OF DAY |
| 1 - | 2:13.510 | 14.601 | 72.58 | 12:03:58.919 |
| 2 - | 2:02.993 | 4.084 | 78.79 | 12:06:01.912 |
| 3 - | 2:01.916 | 3.007 | 79.49 | 12:08:03.828 |
| 4 - | 2:01.315 (3) | 2.406 | 79.88 | 12:10:05.143 |
| 5 - | 1:58.909 (1) | | 81.50 | 12:12:04.052 |
| 6 - | 1:58.977 (2) | 0.068 | 81.45 | 12:14:03.029 |

| P13 40 Mike SMITH | | | | |
|-------------------|---------------------|--------|--------------|---------------------|
| LAP | LAP TIME | DIFF | MPH | TIME OF DAY |
| 1 - | 2:17.993 | 20.661 | 70.23 | 12:04:03.402 |
| 2 - | 2:04.366 | 7.034 | 77.92 | 12:06:07.768 |
| 3 - | 2:01.435 | 4.103 | 79.80 | 12:08:09.203 |
| 4 - | 2:00.209 (3) | 2.877 | 80.62 | 12:10:09.412 |
| 5 - | 1:57.493 (2) | 0.161 | 82.48 | 12:12:06.905 |
| 6 - | 1:57.332 (1) | | 82.59 | 12:14:04.237 |

NG Road Racing - Rounds 1 & 2 @ Oulton Park

Open / PI 1300

Race 5 - LAP ANALYSIS

DIFF = Difference To Personal Best Lap

| P14 92 Anthony REDMOND | | | | |
|-------------------------------|---------------------|--------|--------------|---------------------|
| LAP | LAP TIME | DIFF | MPH | TIME OF DAY |
| 1 - | 2:16.367 | 18.929 | 71.06 | 12:04:01.776 |
| 2 - | 2:04.911 | 7.473 | 77.58 | 12:06:06.687 |
| 3 - | 2:03.563 | 6.125 | 78.43 | 12:08:10.250 |
| 4 - | 2:01.077 (3) | 3.639 | 80.04 | 12:10:11.327 |
| 5 - | 1:58.431 (2) | 0.993 | 81.83 | 12:12:09.758 |
| 6 - | 1:57.438 (1) | | 82.52 | 12:14:07.196 |

| P15 146 David MORGAN | | | | |
|-----------------------------|---------------------|--------|--------------|---------------------|
| LAP | LAP TIME | DIFF | MPH | TIME OF DAY |
| 1 - | 2:20.524 | 22.474 | 68.96 | 12:04:05.933 |
| 2 - | 2:03.394 | 5.344 | 78.53 | 12:06:09.327 |
| 3 - | 2:01.133 | 3.083 | 80.00 | 12:08:10.460 |
| 4 - | 2:00.397 (3) | 2.347 | 80.49 | 12:10:10.857 |
| 5 - | 1:58.050 (1) | | 82.09 | 12:12:08.907 |
| 6 - | 1:59.746 (2) | 1.696 | 80.93 | 12:14:08.653 |

| P16 93 Andrew RIPLEY | | | | |
|-----------------------------|---------------------|--------|--------------|---------------------|
| LAP | LAP TIME | DIFF | MPH | TIME OF DAY |
| 1 - | 2:17.817 | 11.317 | 70.32 | 12:04:03.226 |
| 2 - | 2:10.098 | 3.598 | 74.49 | 12:06:13.324 |
| 3 - | 2:07.525 (3) | 1.025 | 75.99 | 12:08:20.849 |
| 4 - | 2:07.604 | 1.104 | 75.94 | 12:10:28.453 |
| 5 - | 2:07.353 (2) | 0.853 | 76.09 | 12:12:35.806 |
| 6 - | 2:06.500 (1) | | 76.61 | 12:14:42.306 |

| P17 999 Alex CLARKE | | | | |
|----------------------------|---------------------|-------|--------------|---------------------|
| LAP | LAP TIME | DIFF | MPH | TIME OF DAY |
| 1 - | 2:26.648 | 9.429 | 66.08 | 12:04:12.057 |
| 2 - | 2:18.985 (3) | 1.766 | 69.72 | 12:06:31.042 |
| 3 - | 2:19.488 | 2.269 | 69.47 | 12:08:50.530 |
| 4 - | 2:18.873 (2) | 1.654 | 69.78 | 12:11:09.403 |
| 5 - | 2:17.219 (1) | | 70.62 | 12:13:26.622 |

| P18 144 Emmett BURKE | | | | |
|-----------------------------|---------------------|-------|--------------|---------------------|
| LAP | LAP TIME | DIFF | MPH | TIME OF DAY |
| 1 - | 2:32.429 | 5.556 | 63.57 | 12:04:17.838 |
| 2 - | 2:26.873 (1) | | 65.98 | 12:06:44.711 |
| 3 - | 2:35.001 | 8.128 | 62.52 | 12:09:19.712 |
| 4 - | 2:34.616 (3) | 7.743 | 62.67 | 12:11:54.328 |
| 5 - | 2:31.062 (2) | 4.189 | 64.15 | 12:14:25.390 |

| P19 54 Colin JUDD | | | | |
|--------------------------|---------------------|--------|--------------|---------------------|
| LAP | LAP TIME | DIFF | MPH | TIME OF DAY |
| 1 - | 3:09.754 | 26.628 | 51.07 | 12:04:55.163 |
| 2 - | 2:51.411 | 8.285 | 56.53 | 12:07:46.574 |
| 3 - | 2:43.551 (3) | 0.425 | 59.25 | 12:10:30.125 |
| 4 - | 2:43.126 (1) | | 59.40 | 12:13:13.251 |
| 5 - | 2:43.401 (2) | 0.275 | 59.30 | 12:15:56.652 |

| P20 65 Daniel FREAR | | | | |
|----------------------------|------------|------|-------|--------------|
| LAP | LAP TIME | DIFF | MPH | TIME OF DAY |
| 1 - | 2:47.596 P | | 57.82 | 12:04:33.005 |

NG Road Racing - Rounds 1 & 2 @ Oulton Park

Open / PI 1300

Race 5 - STATISTICS

Competitors Started 20
Planned Start 2024-03-23 @ 11:38:00.000
Actual Start 2024-03-23 @ 12:01:45.409
Finish Time 2024-03-23 @ 12:13:22.280
Track Length 2.6920mi.
Total Laps 112
Total Distance Covered 301.5071mi.

Session Fastest Lap History

| NO | CL | NAME | LAP TIME | TIME OF DAY | LAP | VEHICLE |
|-----|---------|----------------|----------|--------------|-----|----------------------------|
| 45 | Phoenix | Daniel NELMES | 1:59.679 | 12:05:49.335 | 2 | Yamaha R1 |
| 125 | Phoenix | Lewis JONES | 1:56.772 | 12:05:49.458 | 2 | Kawasaki ZX6-R |
| 125 | Phoenix | Lewis JONES | 1:55.265 | 12:07:44.722 | 3 | Kawasaki ZX6-R |
| 125 | Phoenix | Lewis JONES | 1:53.607 | 12:09:38.329 | 4 | Kawasaki ZX6-R |
| 1 | Phoenix | George EDWARDS | 1:52.488 | 12:09:41.018 | 4 | Honda CBR 1000 (Fireblade) |
| 1 | Phoenix | George EDWARDS | 1:50.766 | 12:11:31.784 | 5 | Honda CBR 1000 (Fireblade) |
| 35 | Phoenix | Ricky ELDER | 1:50.737 | 12:11:32.946 | 5 | Yamaha R6 |
| 1 | Phoenix | George EDWARDS | 1:50.524 | 12:13:22.309 | 6 | Honda CBR 1000 (Fireblade) |
| 22 | Phoenix | Dave MACKAY | 1:50.091 | 12:13:22.606 | 6 | Suzuki GSXR 1000 |
| 35 | Phoenix | Ricky ELDER | 1:50.073 | 12:13:23.019 | 6 | Yamaha R6 |

Session Leader History

| NO | CL | NAME | FROM LAP | LAPS LED | DISTANCE | VEHICLE |
|-----|---------|----------------|----------|----------|------------|----------------------------|
| 45 | Phoenix | Daniel NELMES | 1 | 2 | 5.38 miles | Yamaha R1 |
| 125 | Phoenix | Lewis JONES | 3 | 2 | 5.38 miles | Kawasaki ZX6-R |
| 1 | Phoenix | George EDWARDS | 5 | 2 | 5.38 miles | Honda CBR 1000 (Fireblade) |

Flag History

| TYPE | TIME OF DAY |
|--------|--------------|
| GREEN | 12:01:45.409 |
| FINISH | 12:13:22.280 |

Flag Statistics

| TYPE | COUNT | TOTAL LAPS | TOTAL TIME |
|------------|-------|------------|------------|
| Green | 1 | 6 | 14:17.861 |
| Red | 0 | 0 | 0.000 |
| Safety Car | 0 | 0 | 0.000 |
| FCY | 0 | 0 | 0.000 |

NG Road Racing - Rounds 1 & 2 @ Oulton Park

Open / PI 1300

Race 5 - STATISTICS

CLASS : Phoenix Open

17 Starters

Fastest Lap History

| NO | NAME | LAP TIME | TIME OF DAY | LAP | VEHICLE |
|-----|----------------|----------|--------------|-----|----------------------------|
| 45 | Daniel NELMES | 1:59.679 | 12:05:49.335 | 2 | Yamaha R1 |
| 125 | Lewis JONES | 1:56.772 | 12:05:49.458 | 2 | Kawasaki ZX6-R |
| 125 | Lewis JONES | 1:55.265 | 12:07:44.722 | 3 | Kawasaki ZX6-R |
| 125 | Lewis JONES | 1:53.607 | 12:09:38.329 | 4 | Kawasaki ZX6-R |
| 1 | George EDWARDS | 1:52.488 | 12:09:41.018 | 4 | Honda CBR 1000 (Fireblade) |
| 1 | George EDWARDS | 1:50.766 | 12:11:31.784 | 5 | Honda CBR 1000 (Fireblade) |
| 35 | Ricky ELDER | 1:50.737 | 12:11:32.946 | 5 | Yamaha R6 |
| 1 | George EDWARDS | 1:50.524 | 12:13:22.309 | 6 | Honda CBR 1000 (Fireblade) |
| 22 | Dave MACKAY | 1:50.091 | 12:13:22.606 | 6 | Suzuki GSXR 1000 |
| 35 | Ricky ELDER | 1:50.073 | 12:13:23.019 | 6 | Yamaha R6 |

Leader History

| NO | NAME | FROM LAP | LAPS LED | DISTANCE | VEHICLE |
|-----|----------------|----------|----------|------------|----------------------------|
| 45 | Daniel NELMES | 1 | 2 | 5.38 miles | Yamaha R1 |
| 125 | Lewis JONES | 3 | 2 | 5.38 miles | Kawasaki ZX6-R |
| 1 | George EDWARDS | 5 | 2 | 5.38 miles | Honda CBR 1000 (Fireblade) |

NG Road Racing - Rounds 1 & 2 @ Oulton Park

Open / PI 1300

Race 5 - STATISTICS

CLASS : Pre-Injection - Pre 2001 1300

3 Starters

Fastest Lap History

| NO | NAME | LAP TIME | TIME OF DAY | LAP | VEHICLE |
|----|-----------------|----------|--------------|-----|------------------|
| 92 | Anthony REDMOND | 2:04.911 | 12:06:06.717 | 2 | Kawasaki ZXR 750 |
| 40 | Mike SMITH | 2:04.366 | 12:06:07.781 | 2 | Kawasaki ZXR 750 |
| 40 | Mike SMITH | 2:01.435 | 12:08:09.216 | 3 | Kawasaki ZXR 750 |
| 40 | Mike SMITH | 2:00.209 | 12:10:09.425 | 4 | Kawasaki ZXR 750 |
| 40 | Mike SMITH | 1:57.493 | 12:12:06.919 | 5 | Kawasaki ZXR 750 |
| 40 | Mike SMITH | 1:57.332 | 12:14:04.252 | 6 | Kawasaki ZXR 750 |

Leader History


| NO | NAME | FROM LAP | LAPS LED | DISTANCE | VEHICLE |
|----|-----------------|----------|----------|-------------|------------------|
| 92 | Anthony REDMOND | 1 | 2 | 5.38 miles | Kawasaki ZXR 750 |
| 40 | Mike SMITH | 3 | 4 | 10.76 miles | Kawasaki ZXR 750 |

NG Road Racing - Rounds 1 & 2 @ Oulton Park

Open / PI 1300

Race 5 - GRID (6 Laps)

| | | | | | | | | | |
|--------|----|-----|-----------------|----|-----|-----------------|----|-----|-------------------|
| ROW 13 | 39 | 40 | Mike SMITH | 38 | 261 | Joe MOORE | 37 | 144 | Emmett BURKE |
| ROW 12 | 36 | 154 | Andy BOULTON | 35 | 36 | Owen RICHARDSON | 34 | 92 | Anthony REDMOND |
| ROW 11 | 33 | 54 | Colin JUDD | 32 | 164 | Michael TUSTIN | 31 | 186 | Dave TILLING |
| ROW 10 | 30 | 146 | David MORGAN | 29 | 999 | Alex CLARKE | 28 | 112 | Pete FRENCH |
| ROW 9 | 27 | 119 | Ben GRAYSON | 26 | 192 | Arran HANDS | 25 | 93 | Andrew RIPLEY |
| ROW 8 | 24 | 74 | Jamie KENYON | 23 | 25 | Arthur GISSING | 22 | 170 | Gareth CUNNINGHAM |
| ROW 7 | 21 | 199 | Byron WOODSFORD | 20 | 44 | Charlie WHITE | 19 | 212 | Gareth ROBERTS |
| ROW 6 | 18 | 167 | Neil MORRIS | 17 | 711 | Jody LEES | 16 | 48 | Cameron HALL |
| ROW 5 | 15 | 178 | Freddie BARNES | 14 | 79 | Ian AGNEW | 13 | 411 | David ABRAHAM |
| ROW 4 | 12 | 65 | Daniel FREAR | 11 | 125 | Lewis JONES | 10 | 33 | James BUCHANAN |
| ROW 3 | 9 | 9 | Shaun HENNESSY | 8 | 211 | Gary STEVENS | 7 | 11 | Chris POPE |
| ROW 2 | 6 | 45 | Daniel NELMES | 5 | 191 | Simon BASTABLE | 4 | 22 | Dave MACKAY |
| ROW 1 | 3 | 71 | Phil CROWE | 2 | 35 | Ricky ELDER | 1 | 1 | George EDWARDS |
| | | | | | | | | | Pole |



NG Road Racing - Rounds 1 & 2 @ Oulton Park



Open / PI 1300

Race 14 - CLASSIFICATION

Race Distance: 8 Laps / 21.53 miles

| POS | NO | CL | PIC | NAME | ENTRY | LAPS | TIME | GAP | DIFF | MPH | BEST | ON | GRD | ↑↓ |
|----------------|-----|--------|-----|----------------|---|------|-----------|----------|--------|-------|----------|----|-----|----|
| 1 | 1 | OPEN | 1 | George EDWARDS | Honda CBR 1000 (Fireblade) - Edwards and son builders & E | 8 | 13:43.109 | | | 94.19 | 1:41.497 | 4 | 1 | 0 |
| 2 | 261 | OPEN | 2 | Joe MOORE | Honda 1000 - | 8 | 14:06.003 | 22.894 | 22.894 | 91.64 | 1:44.503 | 5 | 5 | 3 |
| 3 | 178 | OPEN | 3 | Freddie BARNES | Yamaha R6 - Swan Racing | 8 | 14:10.193 | 27.084 | 4.190 | 91.19 | 1:44.107 | 7 | 24 | 21 |
| 4 | 22 | OPEN | 4 | Dave MACKAY | Suzuki GSXR 1000 - True Heroes Racing | 8 | 14:14.648 | 31.539 | 4.455 | 90.71 | 1:45.240 | 7 | 2 | -2 |
| 5 | 35 | OPEN | 5 | Ricky ELDER | Yamaha R6 - REPerformance | 8 | 14:14.979 | 31.870 | 0.331 | 90.68 | 1:45.300 | 7 | 3 | -2 |
| 6 | 45 | OPEN | 6 | Daniel NELMES | Yamaha R1 - Thruster racing | 8 | 14:15.713 | 32.604 | 0.734 | 90.60 | 1:45.472 | 7 | 11 | 5 |
| 7 | 125 | OPEN | 7 | Lewis JONES | Kawasaki ZX6-R - Ammanford | 8 | 14:15.939 | 32.830 | 0.226 | 90.57 | 1:43.847 | 5 | 4 | -3 |
| 8 | 65 | OPEN | 8 | Daniel FREAR | Yamaha R6 - NI components | 8 | 14:16.156 | 33.047 | 0.217 | 90.55 | 1:43.258 | 5 | 20 | 12 |
| 9 | 119 | OPEN | 9 | Ben GRAYSON | Yamaha R6 - Xtramile Yamaha | 8 | 14:22.540 | 39.431 | 6.384 | 89.88 | 1:46.303 | 8 | 8 | -1 |
| 10 | 44 | OPEN | 10 | Charlie WHITE | Ducati V2 - True Heroes Racing | 8 | 14:26.807 | 43.698 | 4.267 | 89.44 | 1:46.383 | 8 | 9 | -1 |
| 11 | 48 | OPEN | 11 | Cameron HALL | Kawasaki ZX 636 - Nationwide Electrical | 8 | 14:31.003 | 47.894 | 4.196 | 89.01 | 1:45.500 | 8 | 25 | 14 |
| 12 | 132 | OPEN | 12 | Martin MORRIS | BMW S1000RR - Morris Racing Obsession Engineering | 8 | 14:38.487 | 55.378 | 7.484 | 88.25 | 1:46.335 | 7 | 33 | 21 |
| 13 | 164 | OPEN | 13 | Michael TUSTIN | Yamaha R6 - AH Performance | 8 | 14:39.344 | 56.235 | 0.857 | 88.16 | 1:46.608 | 7 | 31 | 18 |
| 14 | 40 | PI1300 | 1 | Mike SMITH | Kawasaki ZXR 750 - | 8 | 14:40.138 | 57.029 | 0.794 | 88.08 | 1:48.558 | 2 | 13 | -1 |
| 15 | 212 | OPEN | 14 | Gareth ROBERTS | Yamaha R6 - Gloucester Bike Specialists | 8 | 14:46.259 | 1:03.150 | 6.121 | 87.48 | 1:47.709 | 8 | 27 | 12 |
| 16 | 317 | OPEN | 15 | Caleb WILLIAMS | Triumph 675 - Ewloe | 8 | 14:55.925 | 1:12.816 | 9.666 | 86.53 | 1:50.616 | 5 | 12 | -4 |
| 17 | 79 | OPEN | 16 | Ian AGNEW | Yamaha R1 - Bathroom & Shower Centre Swindon | 8 | 15:01.825 | 1:18.716 | 5.900 | 85.97 | 1:50.690 | 3 | 23 | 6 |
| 18 | 191 | OPEN | 17 | Simon BASTABLE | BMW F900 R - WSC Performance / Wincanton MSport | 8 | 15:14.627 | 1:31.518 | 12.802 | 84.76 | 1:52.275 | 5 | 21 | 3 |
| 19 | 167 | OPEN | 18 | Neil MORRIS | Suzuki GSXR 1000 - Neil Morris Racing | 8 | 15:23.582 | 1:40.473 | 8.955 | 83.94 | 1:52.911 | 7 | 26 | 7 |
| 20 | 186 | OPEN | 19 | Dave TILLING | Honda CBR 600 - Renovate construction | 8 | 15:29.589 | 1:46.480 | 6.007 | 83.40 | 1:53.804 | 4 | 30 | 10 |
| 21 | 25 | OPEN | 20 | Arthur GISSING | Yamaha R6 - Bass Tyre Services / N.L Components | 8 | 15:38.106 | 1:54.997 | 8.517 | 82.64 | 1:54.572 | 6 | 29 | 8 |
| 22 | 146 | OPEN | 21 | David MORGAN | Yamaha R1 - Brynmawr | 8 | 15:38.898 | 1:55.789 | 0.792 | 82.57 | 1:53.770 | 2 | 15 | -7 |
| 23 | 411 | PI1300 | 2 | David ABRAHAM | Yamaha R1 - Cambridge motorcycles | 7 | 13:58.608 | 1 Lap | 1 Lap | 80.89 | 1:57.911 | 7 | 22 | -1 |
| 24 | 54 | OPEN | 22 | Colin JUDD | Yamaha R1 - True heroes racing | 6 | 16:08.981 | 2 Laps | 1 Lap | 60.00 | 2:36.960 | 5 | 19 | -5 |
| NOT CLASSIFIED | | | | | | | | | | | | | | |
| DNF | 11 | OPEN | | Chris POPE | Yamaha R1 - AFB Motorcycles | 6 | 11:20.177 | 2 Laps | | 85.48 | 1:49.317 | 3 | 10 | |
| DNF | 93 | OPEN | | Andrew RIPLEY | Honda CBR 600 - Rode Heath | 1 | 2:19.535 | 7 Laps | 5 Laps | 69.45 | | | | 16 |
| DNF | 9 | OPEN | | Shaun HENNESSY | Yamaha YZF 750 - Hennessy Building Contractors | 0 | | | | | | | | 7 |

FASTEST LAP

| | | | | | | | |
|----|--------|----------------|---|---|----------|-----------|------------|
| 1 | OPEN | George EDWARDS | Honda CBR 1000 (Fireblade) - Edwards and son builders & E | 4 | 1:41.497 | 95.48 mph | 153.66 kph |
| 40 | PI1300 | Mike SMITH | Kawasaki ZXR 750 - | 2 | 1:48.558 | 89.27 mph | 143.67 kph |

Comments:

Class OPEN - 92.5% of Race Speed = 87.12 mph
 Class PI1300 - 92.5% of Race Speed = 81.47 mph

Weather / Track : Cloudy / Dry

These results are provisional until the conclusion of any judicial and technical matters.

Date: 23/03/2024 Start: 15:47 Finish: 16:00

Oulton Park International: 2.6920 miles

| | | | |
|--------------------------------|-----------|----------------------------|--|
| Clerk Of Course: Steve Bostock | Stewards: | Timekeeper: NG Timekeepers | |
|--------------------------------|-----------|----------------------------|--|

Results can be found at www.tsl-timing.com

Printed - 16:04 Saturday, 23 March 2024



NG Road Racing - Rounds 1 & 2 @ Oulton Park

Open / PI 1300

Race 14 - LAP CHART

LAP 1 @ 15:48:49.152

| NO | BEHIND | LAP TIME |
|-----|----------|------------|
| 1 | | 1:47.028 |
| 261 | 3.264 | 1:50.292 |
| 22 | 4.457 | 1:51.485 |
| 35 | 4.937 | 1:51.965 |
| 125 | 5.892 | 1:52.920 |
| 45 | 5.931 | 1:52.959 |
| 119 | 6.239 | 1:53.267 |
| 44 | 7.569 | 1:54.597 |
| 178 | 8.579 | 1:55.607 |
| 40 | 9.140 | 1:56.168 |
| 11 | 9.822 | 1:56.850 |
| 317 | 10.528 | 1:57.556 |
| 65 | 10.616 | 1:57.644 |
| 146 | 13.412 | 2:00.440 |
| 191 | 13.753 | 2:00.781 |
| 212 | 14.177 | 2:01.205 |
| 79 | 14.259 | 2:01.287 |
| 48 | 14.349 | 2:01.377 |
| 164 | 14.470 | 2:01.498 |
| 132 | 14.687 | 2:01.715 |
| 186 | 17.629 | 2:04.657 |
| 411 | 18.167 | 2:05.195 |
| 167 | 18.309 | 2:05.337 |
| 25 | 18.852 | 2:05.880 |
| 93 | 32.507 | 2:19.535 P |
| 54 | 1:05.139 | 2:52.167 |

LAP 2 @ 15:50:31.095

| NO | BEHIND | LAP TIME |
|-----|--------|----------|
| 1 | | 1:41.943 |
| 261 | 6.333 | 1:45.012 |
| 22 | 9.499 | 1:46.985 |
| 35 | 9.902 | 1:46.908 |
| 45 | 10.363 | 1:46.375 |
| 125 | 10.500 | 1:46.551 |
| 119 | 12.209 | 1:47.913 |
| 178 | 12.289 | 1:45.653 |
| 44 | 13.353 | 1:47.727 |
| 40 | 15.755 | 1:48.558 |
| 65 | 15.842 | 1:47.169 |
| 11 | 18.580 | 1:50.701 |
| 317 | 19.576 | 1:50.991 |
| 48 | 23.400 | 1:50.994 |
| 212 | 24.880 | 1:52.646 |
| 146 | 25.239 | 1:53.770 |
| 164 | 25.329 | 1:52.802 |
| 132 | 25.713 | 1:52.969 |
| 191 | 25.798 | 1:53.988 |
| 79 | 26.177 | 1:53.861 |
| 167 | 30.176 | 1:53.810 |
| 186 | 30.738 | 1:55.052 |
| 25 | 34.153 | 1:57.244 |
| 411 | 34.953 | 1:58.729 |

LAP 3 @ 15:52:13.271

| NO | BEHIND | LAP TIME |
|-----|--------|----------|
| 1 | | 1:42.176 |
| 261 | 9.567 | 1:45.410 |
| 22 | 13.927 | 1:46.604 |
| 45 | 14.969 | 1:46.782 |
| 35 | 15.194 | 1:47.468 |
| 178 | 15.472 | 1:45.359 |

Weather / Track : Cloudy / Dry

Results can be found at www.tsl-timing.com

| | | |
|-----|--------|----------|
| 119 | 17.630 | 1:47.597 |
| 125 | 17.841 | 1:49.517 |
| 44 | 19.460 | 1:48.283 |
| 65 | 19.769 | 1:46.103 |
| 40 | 22.338 | 1:48.759 |
| 54 | 1 Lap | 2:43.132 |
| 11 | 25.721 | 1:49.317 |
| 317 | 28.649 | 1:51.249 |
| 48 | 28.695 | 1:47.471 |
| 164 | 31.535 | 1:48.382 |
| 132 | 32.138 | 1:48.601 |
| 212 | 32.783 | 1:50.079 |
| 79 | 34.691 | 1:50.690 |
| 191 | 37.910 | 1:54.288 |
| 146 | 39.212 | 1:56.149 |
| 167 | 41.890 | 1:53.890 |
| 186 | 42.767 | 1:54.205 |
| 25 | 48.090 | 1:56.113 |
| 411 | 50.996 | 1:58.219 |

LAP 4 @ 15:53:54.768

| NO | BEHIND | LAP TIME |
|-----|----------|----------|
| 1 | | 1:41.497 |
| 261 | 13.154 | 1:45.084 |
| 22 | 18.845 | 1:46.415 |
| 45 | 19.446 | 1:45.974 |
| 178 | 19.563 | 1:45.588 |
| 35 | 19.707 | 1:46.010 |
| 119 | 23.168 | 1:47.035 |
| 125 | 23.292 | 1:46.948 |
| 65 | 23.384 | 1:45.112 |
| 44 | 24.889 | 1:46.926 |
| 40 | 29.969 | 1:49.128 |
| 48 | 34.279 | 1:47.081 |
| 11 | 36.458 | 1:52.234 |
| 164 | 38.265 | 1:48.227 |
| 132 | 38.648 | 1:48.007 |
| 317 | 38.854 | 1:51.702 |
| 212 | 41.367 | 1:50.081 |
| 79 | 44.063 | 1:50.869 |
| 191 | 49.272 | 1:52.859 |
| 146 | 54.792 | 1:57.077 |
| 186 | 55.074 | 1:53.804 |
| 167 | 56.056 | 1:55.663 |
| 25 | 1:01.917 | 1:55.324 |
| 411 | 1:09.847 | 2:00.348 |
| 54 | 1 Lap | 2:39.656 |

LAP 5 @ 15:55:36.670

| NO | BEHIND | LAP TIME |
|-----|--------|----------|
| 1 | | 1:41.902 |
| 261 | 15.755 | 1:44.503 |
| 178 | 22.975 | 1:45.314 |
| 22 | 23.386 | 1:46.443 |
| 45 | 23.951 | 1:46.407 |
| 35 | 24.153 | 1:46.348 |
| 65 | 24.740 | 1:43.258 |
| 125 | 25.237 | 1:43.847 |
| 119 | 28.054 | 1:46.788 |
| 44 | 30.370 | 1:47.383 |
| 40 | 37.665 | 1:49.598 |
| 48 | 38.022 | 1:45.645 |
| 164 | 43.844 | 1:47.481 |
| 132 | 44.637 | 1:47.891 |
| 11 | 45.769 | 1:51.213 |

| | | |
|-----|----------|----------|
| 317 | 47.568 | 1:50.616 |
| 212 | 47.784 | 1:48.319 |
| 79 | 53.788 | 1:51.627 |
| 191 | 59.645 | 1:52.275 |
| 146 | 1:09.000 | 1:56.110 |
| 186 | 1:09.285 | 1:56.113 |
| 167 | 1:09.936 | 1:55.782 |
| 25 | 1:15.218 | 1:55.203 |
| 411 | 1:28.108 | 2:00.163 |

LAP 6 @ 15:57:18.790

| NO | BEHIND | LAP TIME |
|-----|----------|------------|
| 1 | | 1:42.120 |
| 261 | 19.344 | 1:45.709 |
| 178 | 25.277 | 1:44.422 |
| 22 | 27.337 | 1:46.071 |
| 35 | 27.682 | 1:45.649 |
| 45 | 27.926 | 1:46.095 |
| 65 | 28.528 | 1:45.908 |
| 125 | 28.630 | 1:45.513 |
| 119 | 32.798 | 1:46.864 |
| 44 | 36.254 | 1:48.004 |
| 54 | 2 Laps | 2:39.309 |
| 48 | 42.840 | 1:46.938 |
| 40 | 44.691 | 1:49.146 |
| 164 | 48.435 | 1:46.711 |
| 132 | 48.877 | 1:46.360 |
| 212 | 53.809 | 1:48.145 |
| 317 | 56.554 | 1:51.106 |
| 79 | 1:02.726 | 1:51.058 |
| 11 | 1:03.511 | 1:59.862 P |
| 191 | 1:10.455 | 1:52.930 |
| 167 | 1:20.862 | 1:53.046 |
| 186 | 1:22.778 | 1:55.613 |
| 146 | 1:24.679 | 1:57.799 |
| 25 | 1:27.670 | 1:54.572 |

LAP 7 @ 15:59:01.243

| NO | BEHIND | LAP TIME |
|-----|----------|----------|
| 1 | | 1:42.453 |
| 411 | 1 Lap | 1:58.043 |
| 261 | 21.791 | 1:44.900 |
| 178 | 26.931 | 1:44.107 |
| 22 | 30.124 | 1:45.240 |
| 35 | 30.529 | 1:45.300 |
| 45 | 30.945 | 1:45.472 |
| 125 | 31.193 | 1:45.016 |
| 65 | 31.492 | 1:45.417 |
| 119 | 37.118 | 1:46.773 |
| 44 | 41.305 | 1:47.504 |
| 48 | 46.384 | 1:45.997 |
| 40 | 51.314 | 1:49.076 |
| 164 | 52.590 | 1:46.608 |
| 132 | 52.759 | 1:46.335 |
| 212 | 59.431 | 1:48.075 |
| 317 | 1:04.933 | 1:50.832 |
| 79 | 1:11.123 | 1:50.850 |
| 191 | 1:21.591 | 1:53.589 |
| 167 | 1:31.320 | 1:52.911 |
| 54 | 2 Laps | 2:36.960 |
| 186 | 1:34.998 | 1:54.673 |
| 146 | 1:40.230 | 1:58.004 |
| 25 | 1:40.536 | 1:55.319 |

LAP 8 @ 16:00:45.233

| NO | BEHIND | LAP TIME |
|-----|----------|----------|
| 1 | | 1:43.990 |
| 411 | 1 Lap | 1:57.911 |
| 261 | 22.894 | 1:45.093 |
| 178 | 27.084 | 1:44.143 |
| 22 | 31.539 | 1:45.405 |
| 35 | 31.870 | 1:45.331 |
| 45 | 32.604 | 1:45.649 |
| 125 | 32.830 | 1:45.627 |
| 65 | 33.047 | 1:45.545 |
| 119 | 39.431 | 1:46.303 |
| 44 | 43.698 | 1:46.383 |
| 48 | 47.894 | 1:45.500 |
| 132 | 55.378 | 1:46.609 |
| 164 | 56.235 | 1:47.635 |
| 40 | 57.029 | 1:49.705 |
| 212 | 1:03.150 | 1:47.709 |
| 317 | 1:12.816 | 1:51.873 |
| 79 | 1:18.716 | 1:51.583 |
| 191 | 1:31.518 | 1:53.917 |
| 167 | 1:40.473 | 1:53.143 |
| 186 | 1:46.480 | 1:55.472 |
| 25 | 1:54.997 | 1:58.451 |
| 146 | 1:55.789 | 1:59.549 |
| 54 | 2 Laps | 2:37.757 |

Oulton Park International: 2.6920 miles
Date: 23/03/2024 Start: 15:47 Finish: 16:00

Printed - 16:05 Saturday, 23 March 2024

NG Road Racing - Rounds 1 & 2 @ Oulton Park

Open / PI 1300

Race 14 - LAP ANALYSIS

DIFF = Difference To Personal Best Lap

| P1 1 George EDWARDS | | | | |
|---------------------|---------------------|-------|--------------|---------------------|
| LAP | LAP TIME | DIFF | MPH | TIME OF DAY |
| 1 - | 1:47.028 | 5.531 | 90.54 | 15:48:49.152 |
| 2 - | 1:41.943 (3) | 0.446 | 95.06 | 15:50:31.095 |
| 3 - | 1:42.176 | 0.679 | 94.84 | 15:52:13.271 |
| 4 - | 1:41.497 (1) | | 95.48 | 15:53:54.768 |
| 5 - | 1:41.902 (2) | 0.405 | 95.10 | 15:55:36.670 |
| 6 - | 1:42.120 | 0.623 | 94.90 | 15:57:18.790 |
| 7 - | 1:42.453 | 0.956 | 94.59 | 15:59:01.243 |
| 8 - | 1:43.990 | 2.493 | 93.19 | 16:00:45.233 |

| P2 261 Joe MOORE | | | | |
|------------------|---------------------|-------|--------------|---------------------|
| LAP | LAP TIME | DIFF | MPH | TIME OF DAY |
| 1 - | 1:50.292 | 5.789 | 87.86 | 15:48:52.416 |
| 2 - | 1:45.012 (3) | 0.509 | 92.28 | 15:50:37.428 |
| 3 - | 1:45.410 | 0.907 | 91.93 | 15:52:22.838 |
| 4 - | 1:45.084 | 0.581 | 92.22 | 15:54:07.922 |
| 5 - | 1:44.503 (1) | | 92.73 | 15:55:52.425 |
| 6 - | 1:45.709 | 1.206 | 91.67 | 15:57:38.134 |
| 7 - | 1:44.900 (2) | 0.397 | 92.38 | 15:59:23.034 |
| 8 - | 1:45.093 | 0.590 | 92.21 | 16:01:08.127 |

| P3 178 Freddie BARNES | | | | |
|-----------------------|---------------------|--------|--------------|---------------------|
| LAP | LAP TIME | DIFF | MPH | TIME OF DAY |
| 1 - | 1:55.607 | 11.500 | 83.82 | 15:48:57.731 |
| 2 - | 1:45.653 | 1.546 | 91.72 | 15:50:43.384 |
| 3 - | 1:45.359 | 1.252 | 91.98 | 15:52:28.743 |
| 4 - | 1:45.588 | 1.481 | 91.78 | 15:54:14.331 |
| 5 - | 1:45.314 | 1.207 | 92.02 | 15:55:59.645 |
| 6 - | 1:44.422 (3) | 0.315 | 92.80 | 15:57:44.067 |
| 7 - | 1:44.107 (1) | | 93.08 | 15:59:28.174 |
| 8 - | 1:44.143 (2) | 0.036 | 93.05 | 16:01:12.317 |

| P4 22 Dave MACKAY | | | | |
|-------------------|---------------------|-------|--------------|---------------------|
| LAP | LAP TIME | DIFF | MPH | TIME OF DAY |
| 1 - | 1:51.485 | 6.245 | 86.92 | 15:48:53.609 |
| 2 - | 1:46.985 | 1.745 | 90.58 | 15:50:40.594 |
| 3 - | 1:46.604 | 1.364 | 90.90 | 15:52:27.198 |
| 4 - | 1:46.415 | 1.175 | 91.07 | 15:54:13.613 |
| 5 - | 1:46.443 | 1.203 | 91.04 | 15:56:00.056 |
| 6 - | 1:46.071 (3) | 0.831 | 91.36 | 15:57:46.127 |
| 7 - | 1:45.240 (1) | | 92.08 | 15:59:31.367 |
| 8 - | 1:45.405 (2) | 0.165 | 91.94 | 16:01:16.772 |

| P5 35 Ricky ELDER | | | | |
|-------------------|---------------------|-------|--------------|---------------------|
| LAP | LAP TIME | DIFF | MPH | TIME OF DAY |
| 1 - | 1:51.965 | 6.665 | 86.55 | 15:48:54.089 |
| 2 - | 1:46.908 | 1.608 | 90.65 | 15:50:40.997 |
| 3 - | 1:47.468 | 2.168 | 90.17 | 15:52:28.465 |
| 4 - | 1:46.010 | 0.710 | 91.41 | 15:54:14.475 |
| 5 - | 1:46.348 | 1.048 | 91.12 | 15:56:00.823 |
| 6 - | 1:45.649 (3) | 0.349 | 91.73 | 15:57:46.472 |
| 7 - | 1:45.300 (1) | | 92.03 | 15:59:31.772 |
| 8 - | 1:45.331 (2) | 0.031 | 92.00 | 16:01:17.103 |

| P6 45 Daniel NELMES | | | | |
|---------------------|----------|-------|-------|--------------|
| LAP | LAP TIME | DIFF | MPH | TIME OF DAY |
| 1 - | 1:52.959 | 7.487 | 85.79 | 15:48:55.083 |
| 2 - | 1:46.375 | 0.903 | 91.10 | 15:50:41.458 |
| 3 - | 1:46.782 | 1.310 | 90.75 | 15:52:28.240 |

DIFF = Difference To Personal Best Lap

| | | | | |
|-----|---------------------|-------|--------------|---------------------|
| 4 - | 1:45.974 (3) | 0.502 | 91.44 | 15:54:14.214 |
| 5 - | 1:46.407 | 0.935 | 91.07 | 15:56:00.621 |
| 6 - | 1:46.095 | 0.623 | 91.34 | 15:57:46.716 |
| 7 - | 1:45.472 (1) | | 91.88 | 15:59:32.188 |
| 8 - | 1:45.649 (2) | 0.177 | 91.73 | 16:01:17.837 |

| P7 125 Lewis JONES | | | | |
|--------------------|---------------------|-------|--------------|---------------------|
| LAP | LAP TIME | DIFF | MPH | TIME OF DAY |
| 1 - | 1:52.920 | 9.073 | 85.82 | 15:48:55.044 |
| 2 - | 1:46.551 | 2.704 | 90.95 | 15:50:41.595 |
| 3 - | 1:49.517 | 5.670 | 88.49 | 15:52:31.112 |
| 4 - | 1:46.948 | 3.101 | 90.61 | 15:54:18.060 |
| 5 - | 1:43.847 (1) | | 93.32 | 15:56:01.907 |
| 6 - | 1:45.513 (3) | 1.666 | 91.84 | 15:57:47.420 |
| 7 - | 1:45.016 (2) | 1.169 | 92.28 | 15:59:32.436 |
| 8 - | 1:45.627 | 1.780 | 91.75 | 16:01:18.063 |

| P8 65 Daniel FREAR | | | | |
|--------------------|---------------------|--------|--------------|---------------------|
| LAP | LAP TIME | DIFF | MPH | TIME OF DAY |
| 1 - | 1:57.644 | 14.386 | 82.37 | 15:48:59.768 |
| 2 - | 1:47.169 | 3.911 | 90.43 | 15:50:46.937 |
| 3 - | 1:46.103 | 2.845 | 91.33 | 15:52:33.040 |
| 4 - | 1:45.112 (2) | 1.854 | 92.19 | 15:54:18.152 |
| 5 - | 1:43.258 (1) | | 93.85 | 15:56:01.410 |
| 6 - | 1:45.908 | 2.650 | 91.50 | 15:57:47.318 |
| 7 - | 1:45.417 (3) | 2.159 | 91.93 | 15:59:32.735 |
| 8 - | 1:45.545 | 2.287 | 91.82 | 16:01:18.280 |

| P9 119 Ben GRAYSON | | | | |
|--------------------|---------------------|-------|--------------|---------------------|
| LAP | LAP TIME | DIFF | MPH | TIME OF DAY |
| 1 - | 1:53.267 | 6.964 | 85.56 | 15:48:55.391 |
| 2 - | 1:47.913 | 1.610 | 89.80 | 15:50:43.304 |
| 3 - | 1:47.597 | 1.294 | 90.07 | 15:52:30.901 |
| 4 - | 1:47.035 | 0.732 | 90.54 | 15:54:17.936 |
| 5 - | 1:46.788 (3) | 0.485 | 90.75 | 15:56:04.724 |
| 6 - | 1:46.864 | 0.561 | 90.68 | 15:57:51.588 |
| 7 - | 1:46.773 (2) | 0.470 | 90.76 | 15:59:38.361 |
| 8 - | 1:46.303 (1) | | 91.16 | 16:01:24.664 |

| P10 44 Charlie WHITE | | | | |
|----------------------|---------------------|-------|--------------|---------------------|
| LAP | LAP TIME | DIFF | MPH | TIME OF DAY |
| 1 - | 1:54.597 | 8.214 | 84.56 | 15:48:56.721 |
| 2 - | 1:47.727 | 1.344 | 89.96 | 15:50:44.448 |
| 3 - | 1:48.283 | 1.900 | 89.49 | 15:52:32.731 |
| 4 - | 1:46.926 (2) | 0.543 | 90.63 | 15:54:19.657 |
| 5 - | 1:47.383 (3) | 1.000 | 90.24 | 15:56:07.040 |
| 6 - | 1:48.004 | 1.621 | 89.73 | 15:57:55.044 |
| 7 - | 1:47.504 | 1.121 | 90.14 | 15:59:42.548 |
| 8 - | 1:46.383 (1) | | 91.09 | 16:01:28.931 |

| P11 48 Cameron HALL | | | | |
|---------------------|---------------------|--------|--------------|---------------------|
| LAP | LAP TIME | DIFF | MPH | TIME OF DAY |
| 1 - | 2:01.377 | 15.877 | 79.84 | 15:49:03.501 |
| 2 - | 1:50.994 | 5.494 | 87.31 | 15:50:54.495 |
| 3 - | 1:47.471 | 1.971 | 90.17 | 15:52:41.966 |
| 4 - | 1:47.081 | 1.581 | 90.50 | 15:54:29.047 |
| 5 - | 1:45.645 (2) | 0.145 | 91.73 | 15:56:14.692 |
| 6 - | 1:46.938 | 1.438 | 90.62 | 15:58:01.630 |
| 7 - | 1:45.997 (3) | 0.497 | 91.42 | 15:59:47.627 |
| 8 - | 1:45.500 (1) | | 91.86 | 16:01:33.127 |

NG Road Racing - Rounds 1 & 2 @ Oulton Park

Open / PI 1300

Race 14 - LAP ANALYSIS

DIFF = Difference To Personal Best Lap

| P12 132 Martin MORRIS | | | | |
|------------------------------|---------------------|--------|--------------|---------------------|
| LAP | LAP TIME | DIFF | MPH | TIME OF DAY |
| 1 - | 2:01.715 | 15.380 | 79.62 | 15:49:03.839 |
| 2 - | 1:52.969 | 6.634 | 85.78 | 15:50:56.808 |
| 3 - | 1:48.601 | 2.266 | 89.23 | 15:52:45.409 |
| 4 - | 1:48.007 | 1.672 | 89.72 | 15:54:33.416 |
| 5 - | 1:47.891 | 1.556 | 89.82 | 15:56:21.307 |
| 6 - | 1:46.360 (2) | 0.025 | 91.11 | 15:58:07.667 |
| 7 - | 1:46.335 (1) | | 91.13 | 15:59:54.002 |
| 8 - | 1:46.609 (3) | 0.274 | 90.90 | 16:01:40.611 |

| P13 164 Michael TUSTIN | | | | |
|-------------------------------|---------------------|--------|--------------|---------------------|
| LAP | LAP TIME | DIFF | MPH | TIME OF DAY |
| 1 - | 2:01.498 | 14.890 | 79.76 | 15:49:03.622 |
| 2 - | 1:52.802 | 6.194 | 85.91 | 15:50:56.424 |
| 3 - | 1:48.382 | 1.774 | 89.41 | 15:52:44.806 |
| 4 - | 1:48.227 | 1.619 | 89.54 | 15:54:33.033 |
| 5 - | 1:47.481 (3) | 0.873 | 90.16 | 15:56:20.514 |
| 6 - | 1:46.711 (2) | 0.103 | 90.81 | 15:58:07.225 |
| 7 - | 1:46.608 (1) | | 90.90 | 15:59:53.833 |
| 8 - | 1:47.635 | 1.027 | 90.03 | 16:01:41.468 |

| P14 40 Mike SMITH | | | | |
|--------------------------|---------------------|-------|--------------|---------------------|
| LAP | LAP TIME | DIFF | MPH | TIME OF DAY |
| 1 - | 1:56.168 | 7.610 | 83.42 | 15:48:58.292 |
| 2 - | 1:48.558 (1) | | 89.27 | 15:50:46.850 |
| 3 - | 1:48.759 (2) | 0.201 | 89.10 | 15:52:35.609 |
| 4 - | 1:49.128 | 0.570 | 88.80 | 15:54:24.737 |
| 5 - | 1:49.598 | 1.040 | 88.42 | 15:56:14.335 |
| 6 - | 1:49.146 | 0.588 | 88.79 | 15:58:03.481 |
| 7 - | 1:49.076 (3) | 0.518 | 88.84 | 15:59:52.557 |
| 8 - | 1:49.705 | 1.147 | 88.33 | 16:01:42.262 |

| P15 212 Gareth ROBERTS | | | | |
|-------------------------------|---------------------|--------|--------------|---------------------|
| LAP | LAP TIME | DIFF | MPH | TIME OF DAY |
| 1 - | 2:01.205 | 13.496 | 79.95 | 15:49:03.329 |
| 2 - | 1:52.646 | 4.937 | 86.03 | 15:50:55.975 |
| 3 - | 1:50.079 | 2.370 | 88.03 | 15:52:46.054 |
| 4 - | 1:50.081 | 2.372 | 88.03 | 15:54:36.135 |
| 5 - | 1:48.319 | 0.610 | 89.47 | 15:56:24.454 |
| 6 - | 1:48.145 (3) | 0.436 | 89.61 | 15:58:12.599 |
| 7 - | 1:48.075 (2) | 0.366 | 89.67 | 16:00:00.674 |
| 8 - | 1:47.709 (1) | | 89.97 | 16:01:48.383 |

| P16 317 Caleb WILLIAMS | | | | |
|-------------------------------|---------------------|-------|--------------|---------------------|
| LAP | LAP TIME | DIFF | MPH | TIME OF DAY |
| 1 - | 1:57.556 | 6.940 | 82.43 | 15:48:59.680 |
| 2 - | 1:50.991 (3) | 0.375 | 87.31 | 15:50:50.671 |
| 3 - | 1:51.249 | 0.633 | 87.11 | 15:52:41.920 |
| 4 - | 1:51.702 | 1.086 | 86.76 | 15:54:33.622 |
| 5 - | 1:50.616 (1) | | 87.61 | 15:56:24.238 |
| 6 - | 1:51.106 | 0.490 | 87.22 | 15:58:15.344 |
| 7 - | 1:50.832 (2) | 0.216 | 87.44 | 16:00:06.176 |
| 8 - | 1:51.873 | 1.257 | 86.62 | 16:01:58.049 |

| P17 79 Ian AGNEW | | | | |
|-------------------------|---------------------|--------|--------------|---------------------|
| LAP | LAP TIME | DIFF | MPH | TIME OF DAY |
| 1 - | 2:01.287 | 10.597 | 79.90 | 15:49:03.411 |
| 2 - | 1:53.861 | 3.171 | 85.11 | 15:50:57.272 |
| 3 - | 1:50.690 (1) | | 87.55 | 15:52:47.962 |

DIFF = Difference To Personal Best Lap

| | | | | |
|-----|--------------|-------|-------|--------------|
| 4 - | 1:50.869 (3) | 0.179 | 87.41 | 15:54:38.831 |
| 5 - | 1:51.627 | 0.937 | 86.81 | 15:56:30.458 |
| 6 - | 1:51.058 | 0.368 | 87.26 | 15:58:21.516 |
| 7 - | 1:50.850 (2) | 0.160 | 87.42 | 16:00:12.366 |
| 8 - | 1:51.583 | 0.893 | 86.85 | 16:02:03.949 |

| P18 191 Simon BASTABLE | | | | |
|-------------------------------|---------------------|-------|--------------|---------------------|
| LAP | LAP TIME | DIFF | MPH | TIME OF DAY |
| 1 - | 2:00.781 | 8.506 | 80.23 | 15:49:02.905 |
| 2 - | 1:53.988 | 1.713 | 85.02 | 15:50:56.893 |
| 3 - | 1:54.288 | 2.013 | 84.79 | 15:52:51.181 |
| 4 - | 1:52.859 (2) | 0.584 | 85.87 | 15:54:44.040 |
| 5 - | 1:52.275 (1) | | 86.31 | 15:56:36.315 |
| 6 - | 1:52.930 (3) | 0.655 | 85.81 | 15:58:29.245 |
| 7 - | 1:53.589 | 1.314 | 85.31 | 16:00:22.834 |
| 8 - | 1:53.917 | 1.642 | 85.07 | 16:02:16.751 |

| P19 167 Neil MORRIS | | | | |
|----------------------------|---------------------|--------|--------------|---------------------|
| LAP | LAP TIME | DIFF | MPH | TIME OF DAY |
| 1 - | 2:05.337 | 12.426 | 77.32 | 15:49:07.461 |
| 2 - | 1:53.810 | 0.899 | 85.15 | 15:51:01.271 |
| 3 - | 1:53.890 | 0.979 | 85.09 | 15:52:55.161 |
| 4 - | 1:55.663 | 2.752 | 83.78 | 15:54:50.824 |
| 5 - | 1:55.782 | 2.871 | 83.70 | 15:56:46.606 |
| 6 - | 1:53.046 (2) | 0.135 | 85.72 | 15:58:39.652 |
| 7 - | 1:52.911 (1) | | 85.83 | 16:00:32.563 |
| 8 - | 1:53.143 (3) | 0.232 | 85.65 | 16:02:25.706 |

| P20 186 Dave TILLING | | | | |
|-----------------------------|---------------------|--------|--------------|---------------------|
| LAP | LAP TIME | DIFF | MPH | TIME OF DAY |
| 1 - | 2:04.657 | 10.853 | 77.74 | 15:49:06.781 |
| 2 - | 1:55.052 | 1.248 | 84.23 | 15:51:01.833 |
| 3 - | 1:54.205 (2) | 0.401 | 84.85 | 15:52:56.038 |
| 4 - | 1:53.804 (1) | | 85.15 | 15:54:49.842 |
| 5 - | 1:56.113 | 2.309 | 83.46 | 15:56:45.955 |
| 6 - | 1:55.613 | 1.809 | 83.82 | 15:58:41.568 |
| 7 - | 1:54.673 (3) | 0.869 | 84.51 | 16:00:36.241 |
| 8 - | 1:55.472 | 1.668 | 83.92 | 16:02:31.713 |

| P21 25 Arthur GISSING | | | | |
|------------------------------|---------------------|--------|--------------|---------------------|
| LAP | LAP TIME | DIFF | MPH | TIME OF DAY |
| 1 - | 2:05.880 | 11.308 | 76.98 | 15:49:08.004 |
| 2 - | 1:57.244 | 2.672 | 82.65 | 15:51:05.248 |
| 3 - | 1:56.113 | 1.541 | 83.46 | 15:53:01.361 |
| 4 - | 1:55.324 | 0.752 | 84.03 | 15:54:56.685 |
| 5 - | 1:55.203 (2) | 0.631 | 84.12 | 15:56:51.888 |
| 6 - | 1:54.572 (1) | | 84.58 | 15:58:46.460 |
| 7 - | 1:55.319 (3) | 0.747 | 84.03 | 16:00:41.779 |
| 8 - | 1:58.451 | 3.879 | 81.81 | 16:02:40.230 |

| P22 146 David MORGAN | | | | |
|-----------------------------|---------------------|-------|--------------|---------------------|
| LAP | LAP TIME | DIFF | MPH | TIME OF DAY |
| 1 - | 2:00.440 | 6.670 | 80.46 | 15:49:02.564 |
| 2 - | 1:53.770 (1) | | 85.18 | 15:50:56.334 |
| 3 - | 1:56.149 (3) | 2.379 | 83.43 | 15:52:52.483 |
| 4 - | 1:57.077 | 3.307 | 82.77 | 15:54:49.560 |
| 5 - | 1:56.110 (2) | 2.340 | 83.46 | 15:56:45.670 |
| 6 - | 1:57.799 | 4.029 | 82.26 | 15:58:43.469 |
| 7 - | 1:58.004 | 4.234 | 82.12 | 16:00:41.473 |
| 8 - | 1:59.549 | 5.779 | 81.06 | 16:02:41.022 |

NG Road Racing - Rounds 1 & 2 @ Oulton Park

Open / PI 1300

Race 14 - LAP ANALYSIS

DIFF = Difference To Personal Best Lap

| P23 411 David ABRAHAM | | | | |
|------------------------------|---------------------|-------|--------------|---------------------|
| LAP | LAP TIME | DIFF | MPH | TIME OF DAY |
| 1 - | 2:05.195 | 7.284 | 77.40 | 15:49:07.319 |
| 2 - | 1:58.729 | 0.818 | 81.62 | 15:51:06.048 |
| 3 - | 1:58.219 (3) | 0.308 | 81.97 | 15:53:04.267 |
| 4 - | 2:00.348 | 2.437 | 80.52 | 15:55:04.615 |
| 5 - | 2:00.163 | 2.252 | 80.65 | 15:57:04.778 |
| 6 - | 1:58.043 (2) | 0.132 | 82.09 | 15:59:02.821 |
| 7 - | 1:57.911 (1) | | 82.19 | 16:01:00.732 |

| P24 54 Colin JUDD | | | | |
|--------------------------|---------------------|--------|--------------|---------------------|
| LAP | LAP TIME | DIFF | MPH | TIME OF DAY |
| 1 - | 2:52.167 | 15.207 | 56.29 | 15:49:54.291 |
| 2 - | 2:43.132 | 6.172 | 59.40 | 15:52:37.423 |
| 3 - | 2:39.656 | 2.696 | 60.70 | 15:55:17.079 |
| 4 - | 2:39.309 (3) | 2.349 | 60.83 | 15:57:56.388 |
| 5 - | 2:36.960 (1) | | 61.74 | 16:00:33.348 |
| 6 - | 2:37.757 (2) | 0.797 | 61.43 | 16:03:11.105 |

| P25 11 Chris POPE | | | | |
|--------------------------|---------------------|--------|--------------|---------------------|
| LAP | LAP TIME | DIFF | MPH | TIME OF DAY |
| 1 - | 1:56.850 | 7.533 | 82.93 | 15:48:58.974 |
| 2 - | 1:50.701 (2) | 1.384 | 87.54 | 15:50:49.675 |
| 3 - | 1:49.317 (1) | | 88.65 | 15:52:38.992 |
| 4 - | 1:52.234 | 2.917 | 86.34 | 15:54:31.226 |
| 5 - | 1:51.213 (3) | 1.896 | 87.14 | 15:56:22.439 |
| 6 - | 1:59.862 P | 10.545 | 80.85 | 15:58:22.301 |

| P26 93 Andrew RIPLEY | | | | |
|-----------------------------|------------|------|-------|--------------|
| LAP | LAP TIME | DIFF | MPH | TIME OF DAY |
| 1 - | 2:19.535 P | | 69.45 | 15:49:21.659 |

NG Road Racing - Rounds 1 & 2 @ Oulton Park

Open / PI 1300

Race 14 - STATISTICS

Competitors Started 27
Planned Start 2024-03-23 @ 15:34:00.000
Actual Start 2024-03-23 @ 15:47:02.123
Finish Time 2024-03-23 @ 16:00:45.232
Track Length 2.6920mi.
Total Laps 196
Total Distance Covered 527.6375mi.

Session Fastest Lap History

| NO | CL | NAME | LAP TIME | TIME OF DAY | LAP | VEHICLE |
|----|---------|-----------------------|-----------------|--------------|-----|----------------------------|
| 1 | Phoenix | George EDWARDS | 1:41.943 | 15:50:31.121 | 2 | Honda CBR 1000 (Fireblade) |
| 1 | Phoenix | George EDWARDS | 1:41.497 | 15:53:54.794 | 4 | Honda CBR 1000 (Fireblade) |

Session Leader History

| NO | CL | NAME | FROM LAP | LAPS LED | DISTANCE | VEHICLE |
|----|---------|-----------------------|----------|----------|-------------|----------------------------|
| 1 | Phoenix | George EDWARDS | 1 | 8 | 21.53 miles | Honda CBR 1000 (Fireblade) |

Flag History

| TYPE | TIME OF DAY |
|--------|--------------|
| GREEN | 15:47:02.123 |
| FINISH | 16:00:45.232 |

Flag Statistics

| TYPE | COUNT | TOTAL LAPS | TOTAL TIME |
|------------|-------|------------|------------|
| Green | 1 | 8 | 17:11.076 |
| Red | 0 | 0 | 0.000 |
| Safety Car | 0 | 0 | 0.000 |
| FCY | 0 | 0 | 0.000 |

NG Road Racing - Rounds 1 & 2 @ Oulton Park

Open / PI 1300

Race 14 - STATISTICS

CLASS : Phoenix Open

25 Starters

Fastest Lap History

| NO | NAME | LAP TIME | TIME OF DAY | LAP | VEHICLE |
|----|----------------|----------|--------------|-----|----------------------------|
| 1 | George EDWARDS | 1:41.943 | 15:50:31.121 | 2 | Honda CBR 1000 (Fireblade) |
| 1 | George EDWARDS | 1:41.497 | 15:53:54.794 | 4 | Honda CBR 1000 (Fireblade) |

Leader History

| NO | NAME | FROM LAP | LAPS LED | DISTANCE | VEHICLE |
|----|----------------|----------|----------|-------------|----------------------------|
| 1 | George EDWARDS | 1 | 8 | 21.53 miles | Honda CBR 1000 (Fireblade) |

NG Road Racing - Rounds 1 & 2 @ Oulton Park

Open / PI 1300

Race 14 - STATISTICS

CLASS : Pre-Injection - Pre 2001 1300

2 Starters

Fastest Lap History

| NO | NAME | LAP TIME | TIME OF DAY | LAP | VEHICLE |
|----|------------|----------|--------------|-----|------------------|
| 40 | Mike SMITH | 1:48.558 | 15:50:46.863 | 2 | Kawasaki ZXR 750 |

Leader History

| NO | NAME | FROM LAP | LAPS LED | DISTANCE | VEHICLE |
|----|------------|----------|----------|-------------|------------------|
| 40 | Mike SMITH | 1 | 8 | 21.53 miles | Kawasaki ZXR 750 |

NG Road Racing - Rounds 1 & 2 @ Oulton Park

Open / PI 1300

Race 14 - GRID (8 Laps)



| | | | | | | |
|-------------|----|------------------------------|----|---------------------------|----|----------------------------|
| ROW 13 | 39 | 36 Owen RICHARDSON | 38 | 192 Arran HANDS | 37 | 74 Jamie KENYON |
| ROW 12 | 36 | 170 Gareth CUNNINGHAM | 35 | 711 Jody LEES | 34 | 71 Phil CROWE |
| ROW 11 | 33 | 132 Martin MORRIS | 32 | 154 Andy BOULTON | 31 | 164 Michael TUSTIN |
| ROW 10 | 30 | 186 Dave TILLING | 29 | 25 Arthur GISSING | 28 | 199 Byron WOODSFORD |
| ROW 9 | 27 | 212 Gareth ROBERTS | 26 | 167 Neil MORRIS | 25 | 48 Cameron HALL |
| ROW 8 | 24 | 178 Freddie BARNES | 23 | 79 Ian AGNEW | 22 | 411 David ABRAHAM |
| ROW 7 | 21 | 191 Simon BASTABLE | 20 | 65 Daniel FREAR | 19 | 54 Colin JUDD |
| ROW 6 | 18 | 144 Emmett BURKE | 17 | 999 Alex CLARKE | 16 | 93 Andrew RIPLEY |
| ROW 5 | 15 | 146 David MORGAN | 14 | 92 Anthony REDMOND | 13 | 40 Mike SMITH |
| ROW 4 | 12 | 317 Caleb WILLIAMS | 11 | 45 Daniel NELMES | 10 | 11 Chris POPE |
| ROW 3 | 9 | 44 Charlie WHITE | 8 | 119 Ben GRAYSON | 7 | 9 Shaun HENNESSY |
| ROW 2 | 6 | 211 Gary STEVENS | 5 | 261 Joe MOORE | 4 | 125 Lewis JONES |
| ROW 1 | 3 | 35 Ricky ELDER | 2 | 22 Dave MACKAY | 1 | 1 George EDWARDS |
| Pole | | | | | | |

These results are provisional until the conclusion of any judicial and technical matters.

Oulton Park International: 2.6920 miles

| | | | |
|--------------------------------|-----------|----------------------------|--|
| Clerk Of Course: Steve Bostock | Stewards: | Timekeeper: NG Timekeepers | |
|--------------------------------|-----------|----------------------------|--|

Results can be found at www.tsl-timing.com

Printed - 12:44 Saturday, 23 March 2024

