



TW SUSPENSION TECH MINITWINS / JCR MOTORSPORT OPEN 500



NG Road Racing – Round 1
Oulton Park International
23rd March 2024



Timing & Results Provided by Timing Solutions Ltd

www.tsl-timing.com



OultonPark

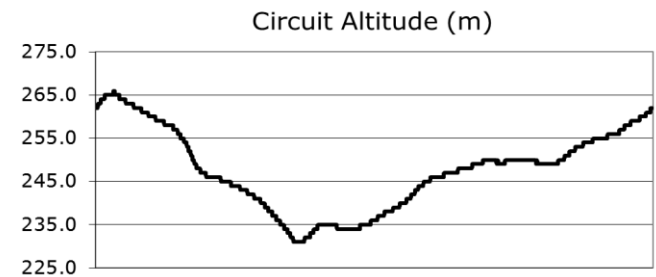
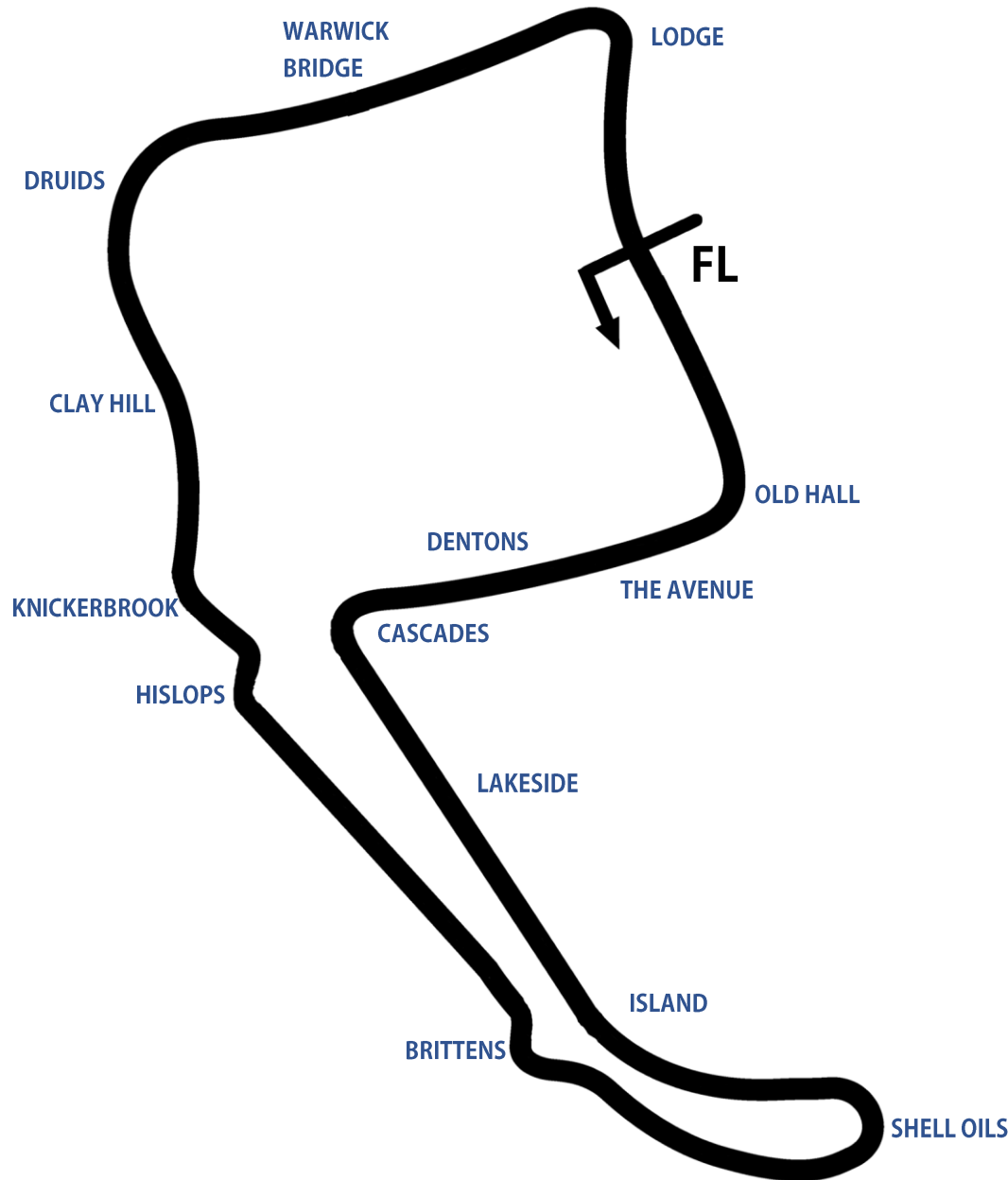
Oulton Park International Circuit

Little Budworth, Tarporley, Cheshire, UK



SPORTS TIMING

TIMING SOLUTIONS LTD



Length	2.6920 miles 4.332 km 4332.4m		
FL		53.17997 N	2.61294 W
Pit Entry	4314m	53.18011 N	2.61306 W
Pit Exit	180m after FL	53.17836 N	2.61232 W
Pit Entry - Pit Exit	199m, 14.3s @ 50kph, 11.9s @ 60kph		

Results & Live Timing available at – www.tsl-timing.com

Updated - 24/01/2024 11:06

NG Road Racing - Rounds 1 & 2 @ Oulton Park



Mini Twins / Open 500



Race 2 - CLASSIFICATION

Race Distance: 6 Laps / 16.15 miles

POS	NO	CL	PIC	NAME	ENTRY	LAPS	TIME	GAP	DIFF	MPH	BEST	ON	GRD	↑↓
1	46	MT	1	Joe WOODWARD (C)	Suzuki SV 650 - Sponsor required	6	12:24.845			78.06	2:01.445	4	1	0
2	28	MT	2	Jamie INGHAM	Suzuki SV 650 - OadbyMotorcycles/Signright creative	6	12:32.559	7.714	7.714	77.26	2:02.425	5	7	5
3	67	500	1	Paul METCALFE (C)	Honda RS 250 - Colby	6	12:33.048	8.203	0.489	77.21	2:01.159	5	21	18
4	9	500	2	Paul TOLAND	Yamaha TZ 250 - Kippers Keys	6	12:33.595	8.750	0.547	77.16	1:59.743	5	23	19
5	107	500	3	Calum BEACH	Kawasaki ZXR 400 - UPVC outlet	6	12:33.957	9.112	0.362	77.12	2:01.208	4	27	22
6	81	MT	3	Scott LARKIN	Suzuki SV 650 - Larkin Road Racing	6	12:34.052	9.207	0.095	77.11	2:02.546	4	8	2
7	49	MT	4	David STIFF	Suzuki SV 650 - SG technical systems	6	12:34.386	9.541	0.334	77.07	2:02.207	5	2	-5
8	561	MT	5	Joe THOMPSON	Suzuki SV 650 - Geoff	6	12:34.533	9.688	0.147	77.06	2:01.943	4	4	-4
9	29	500	4	Charlie BARNES	Honda RS 250 - Mortimer Racing SENCAT	6	12:45.717	20.872	11.184	75.93	2:02.955	4	28	19
10	44	MT	6	Marc BAYLISS	Suzuki SV 650 - Chadwick bank garage	6	12:46.601	21.756	0.884	75.85	2:02.366	5	3	-7
11	888	MT	7	Brandon WRIGHT	Suzuki SV 650 - oneeliquids.com	6	12:47.581	22.736	0.980	75.75	2:03.174	5	14	3
12	201	MT	8	Max TAYLOR	Suzuki SV 650 - RoadRacingFans	6	13:01.908	37.063	14.327	74.36	2:05.117	5	12	0
13	191	MT	9	Thomas BEDFORD	Suzuki SV 650 - AWO Recycling Ltd	6	13:12.020	47.175	10.112	73.41	2:07.131	5	15	2
14	87	MT	10	Anthony DOMMETT	Suzuki SV 650 - TEAM DOMZIE	6	13:13.310	48.465	1.290	73.29	2:08.870	5	6	-8
15	59	MT	11	Hayden RUSHTON	Suzuki SV 650 - Gem's Motorcycle Breakers	6	13:15.051	50.206	1.741	73.13	2:06.593	5	11	-4
16	56	MT	12	David LESLIE	Suzuki SV 650 - Freeland	6	13:15.496	50.651	0.445	73.09	2:08.320	5	5	-11
17	51	500	5	Will LODER	Yamaha TZ 250 - CKS Precision	6	13:18.313	53.468	2.817	72.83	2:07.690	5	25	8
18	413	MT	13	Liam WALKER	Suzuki SV 650 - JW Services	6	13:19.379	54.534	1.066	72.74	2:09.277	4	13	-5
19	145	MT	14	Bradley CATLING	Suzuki SV 650 - Selby	6	13:19.820	54.975	0.441	72.70	2:08.724	4	16	-3
20	11	MT	15	Andy O'SULLIVAN	Suzuki SV 650 - Wessex Vehicle Services Ltd	6	13:29.335	1:04.490	9.515	71.84	2:09.702	4	17	-3
21	666	500	6	Dominic CANN	Honda CBR 500R - HEL Performance	6	13:33.332	1:08.487	3.997	71.49	2:10.290	4	26	5
22	52	MT	16	Harry PELL	Suzuki SV 650 - Harry Pell Racing	6	13:35.317	1:10.472	1.985	71.31	2:03.691	4	10	-12
23	78	500	7	Sean CRONE	Kawasaki EX400 - FARALDO RACING	6	13:46.352	1:21.507	11.035	70.36	2:11.739	5	29	6
24	988	500	8	Anthony NORTHOVER	Kawasaki ZXR 400 - Swansea	6	13:51.013	1:26.168	4.661	69.97	2:10.446	4	32	8
25	10	MT	17	Phil BARBER	Suzuki SV 650 -	6	14:01.143	1:36.298	10.130	69.12	2:15.239	5	39	14
26	151	500	9	Brian MURPHY	Honda CB 500 - Oakmere	6	14:01.929	1:37.084	0.786	69.06	2:16.617	4	34	8
27	711	500	10	Alan CRAGG	Honda CB 500 - Appleby	6	14:05.203	1:40.358	3.274	68.79	2:16.583	4	37	10
28	109	MT	18	Kate O'SULLIVAN	Suzuki SV 650 - Wessex Vehicle Services Ltd	6	14:06.918	1:42.073	1.715	68.65	2:16.468	4	18	-10
29	79	500	11	Tom MOORE	Honda CB 500 - Stafford	6	14:20.756	1:55.911	13.838	67.55	2:19.666	2	38	9
30	95	500	12	Greg MARSHALL	Kawasaki ZX4RR -	6	14:27.295	2:02.450	6.539	67.04	2:17.782	4	40	10
31	83	500	13	Ryan DONNELLY	Kawasaki ZXR 400 - Elstree & Borehamwood	5	12:51.494	1 Lap	1 Lap	62.80	2:16.609	4	30	-1
32	27	MT	19	Mark HARRINGTON	Suzuki SV 650 - Alcester	5	12:51.641	1 Lap	0.147	62.79	2:28.285	4	19	-13

NOT CLASSIFIED

DNF	510	500		Kieran BARKER	Honda CB 500 - Skipton	4	9:03.225	2 Laps	1 Lap	71.36	2:10.882	4	36	
DNF	169	MT		Robert MILES	Suzuki SV 650 - Ilkestone	2	16:23.947	4 Laps	2 Laps	19.69			9	

FASTEST LAP

	9	500		Paul TOLAND	Yamaha TZ 250 - Kippers Keys	5	1:59.743			80.93 mph			130.25 kph	
	46	MT		Joe WOODWARD (C)	Suzuki SV 650 - Sponsor required	4	2:01.445			79.79 mph			128.42 kph	

Comments:

Class MT - 92.5% of Race Speed = 72.20 mph
 Class 500 - 92.5% of Race Speed = 71.41 mph

Weather / Track : Cloudy / Damp

These results are provisional until the conclusion of any judicial and technical matters.

Date: 23/03/2024 Start: 10:35 Finish: 10:47

Oulton Park International: 2.6920 miles

Clerk Of Course: Steve Bostock	Stewards:	Timekeeper: NG Timekeepers	
--------------------------------	-----------	----------------------------	---

Results can be found at www.tsl-timing.com

Printed - 10:52 Saturday, 23 March 2024



NG Road Racing - Rounds 1 & 2 @ Oulton Park

Mini Twins / Open 500

Race 2 - LAP CHART

LAP 1 @ 10:37:24.871

NO	BEHIND	LAP TIME
46		2:05.819
28	4.297	2:10.116
49	4.656	2:10.475
81	5.378	2:11.197
561	5.980	2:11.799
67	6.794	2:12.613
44	7.493	2:13.312
107	7.849	2:13.668
888	8.876	2:14.695
9	9.770	2:15.589
29	11.706	2:17.525
52	12.714	2:18.533
87	13.213	2:19.032
56	13.630	2:19.449
191	14.532	2:20.351
201	14.629	2:20.448
413	15.511	2:21.330
59	16.263	2:22.082
145	17.553	2:23.372
510	18.404	2:24.223
11	18.555	2:24.374
988	19.676	2:25.495
51	19.897	2:25.716
666	21.372	2:27.191
109	23.416	2:29.235
151	25.015	2:30.834
83	26.806	2:32.625
78	27.129	2:32.948
711	27.441	2:33.260
79	29.185	2:35.004
10	30.140	2:35.959
27	31.948	2:37.767
95	32.211	2:38.030
169	46.848	2:52.667

LAP 2 @ 10:39:28.201

NO	BEHIND	LAP TIME
46		2:03.330
28	5.472	2:04.505
81	7.196	2:05.148
49	8.648	2:07.322
67	9.802	2:06.338
561	10.458	2:07.808
107	12.018	2:07.499
9	12.809	2:06.369
888	14.725	2:09.179
29	15.835	2:07.459
44	16.356	2:12.193
52	17.073	2:07.689
87	22.731	2:12.848
201	22.814	2:11.515
56	24.597	2:14.297
191	24.684	2:13.482
413	26.448	2:14.267
59	26.844	2:13.911
145	29.165	2:14.942
51	29.998	2:13.431
510	31.924	2:16.850
11	33.347	2:18.122
988	34.286	2:17.940
666	34.776	2:16.734
109	39.741	2:19.655
151	42.487	2:20.802

LAP 3 @ 10:41:30.515

NO	BEHIND	LAP TIME
83	42.706	2:19.230
78	42.848	2:19.049
711	43.157	2:19.046
79	45.521	2:19.666
10	45.968	2:19.158
95	55.654	2:26.773
27	1:02.365	2:33.747
46		2:02.314
28	7.535	2:04.377
81	8.868	2:03.986
49	10.877	2:04.543
67	11.622	2:04.134
561	12.235	2:04.091
107	12.455	2:02.751
9	12.767	2:02.272
29	18.986	2:05.465
888	19.223	2:06.812
44	20.156	2:06.114
52	21.188	2:06.429
201	28.561	2:08.061
87	30.546	2:10.129
191	31.489	2:09.119
56	33.800	2:11.517
413	35.201	2:11.067
59	35.414	2:10.884
145	36.133	2:09.282
51	37.268	2:09.584
510	40.880	2:11.270
11	43.045	2:12.012
988	44.715	2:12.743
666	45.152	2:12.690
109	56.088	2:18.661
78	56.577	2:16.043
711	59.513	2:18.670
151	59.967	2:19.794
10	1:00.913	2:17.259
79	1:04.942	2:21.735
95	1:14.070	2:20.730
27	1:32.652	2:32.601
83	1:52.560	3:12.168

LAP 4 @ 10:43:31.960

NO	BEHIND	LAP TIME
46		2:01.445
28	9.706	2:03.616
81	9.969	2:02.546
67	11.348	2:01.171
107	12.218	2:01.208
49	12.577	2:03.145
561	12.733	2:01.943
9	12.834	2:01.512
29	20.496	2:02.955
888	21.313	2:03.535
44	21.421	2:02.710
52	23.434	2:03.691
201	33.914	2:06.798
87	39.576	2:10.475
191	39.658	2:09.614
59	41.999	2:08.030
56	42.138	2:09.783
413	43.033	2:09.277
145	43.412	2:08.724

51	43.838	2:08.015
510	50.317	2:10.882
11	51.302	2:09.702
988	53.716	2:10.446
666	53.997	2:10.290
78	1:07.216	2:12.084
109	1:11.111	2:16.468
711	1:14.651	2:16.583
151	1:15.139	2:16.617
10	1:15.176	2:15.708
79	1:23.634	2:20.137
95	1:30.407	2:17.782
27	1:59.492	2:28.285

LAP 5 @ 10:45:34.723

NO	BEHIND	LAP TIME
46		2:02.763
83	1 Lap	2:16.609
28	9.368	2:02.425
67	9.744	2:01.159
9	9.814	1:59.743
81	10.302	2:03.096
107	11.541	2:02.086
49	12.021	2:02.207
561	12.637	2:02.667
29	20.786	2:03.053
44	21.024	2:02.366
888	21.724	2:03.174
201	36.268	2:05.117
191	44.026	2:07.131
52	44.420	2:23.749
87	45.683	2:08.870
59	45.829	2:06.593
56	47.695	2:08.320
51	48.765	2:07.690
413	49.989	2:09.719
145	50.245	2:09.596
11	59.234	2:10.695
666	1:02.489	2:11.255
988	1:06.613	2:15.660
78	1:16.192	2:11.739
10	1:27.652	2:15.239
109	1:27.934	2:19.586
151	1:29.075	2:16.699
711	1:29.270	2:17.382
79	1:42.711	2:21.840
95	1:48.309	2:20.665

LAP 6 @ 10:47:43.897

NO	BEHIND	LAP TIME
46		2:09.174
28	7.714	2:07.520
67	8.203	2:07.633
9	8.750	2:08.110
107	9.112	2:06.745
81	9.207	2:08.079
49	9.541	2:06.694
561	9.688	2:06.225
29	20.872	2:09.260
44	21.756	2:09.906
888	22.736	2:10.186
83	1 Lap	2:30.862
27	1 Lap	2:39.241
201	37.063	2:09.969
191	47.175	2:12.323

87	48.465	2:11.956
59	50.206	2:13.551
56	50.651	2:12.130
51	53.468	2:13.877
413	54.534	2:13.719
145	54.975	2:13.904
11	1:04.490	2:14.430
666	1:08.487	2:15.172
52	1:10.472	2:35.226
78	1:21.507	2:14.489
988	1:26.168	2:28.729
10	1:36.298	2:17.820
151	1:37.084	2:17.183
711	1:40.358	2:20.262
109	1:42.073	2:23.313
79	1:55.911	2:22.374
95	2:02.450	2:23.315
169	4 Laps	13:31.280 P

NG Road Racing - Rounds 1 & 2 @ Oulton Park

Mini Twins / Open 500

Race 2 - LAP ANALYSIS

DIFF = Difference To Personal Best Lap

P1 46 Joe WOODWARD (C)				
LAP	LAP TIME	DIFF	MPH	TIME OF DAY
1 -	2:05.819	4.374	77.02	10:37:24.871
2 -	2:03.330	1.885	78.58	10:39:28.201
3 -	2:02.314 (2)	0.869	79.23	10:41:30.515
4 -	2:01.445 (1)		79.79	10:43:31.960
5 -	2:02.763 (3)	1.318	78.94	10:45:34.723
6 -	2:09.174	7.729	75.02	10:47:43.897

P2 28 Jamie INGHAM				
LAP	LAP TIME	DIFF	MPH	TIME OF DAY
1 -	2:10.116	7.691	74.48	10:37:29.168
2 -	2:04.505	2.080	77.83	10:39:33.673
3 -	2:04.377 (3)	1.952	77.91	10:41:38.050
4 -	2:03.616 (2)	1.191	78.39	10:43:41.666
5 -	2:02.425 (1)		79.16	10:45:44.091
6 -	2:07.520	5.095	75.99	10:47:51.611

P3 67 Paul METCALFE (C)				
LAP	LAP TIME	DIFF	MPH	TIME OF DAY
1 -	2:12.613	11.454	73.07	10:37:31.665
2 -	2:06.338	5.179	76.70	10:39:38.003
3 -	2:04.134 (3)	2.975	78.07	10:41:42.137
4 -	2:01.171 (2)	0.012	79.98	10:43:43.308
5 -	2:01.159 (1)		79.98	10:45:44.467
6 -	2:07.633	6.474	75.93	10:47:52.100

P4 9 Paul TOLAND				
LAP	LAP TIME	DIFF	MPH	TIME OF DAY
1 -	2:15.589	15.846	71.47	10:37:34.641
2 -	2:06.369	6.626	76.69	10:39:41.010
3 -	2:02.272 (3)	2.529	79.26	10:41:43.282
4 -	2:01.512 (2)	1.769	79.75	10:43:44.794
5 -	1:59.743 (1)		80.93	10:45:44.537
6 -	2:08.110	8.367	75.64	10:47:52.647

P5 107 Calum BEACH				
LAP	LAP TIME	DIFF	MPH	TIME OF DAY
1 -	2:13.668	12.460	72.50	10:37:32.720
2 -	2:07.499	6.291	76.01	10:39:40.219
3 -	2:02.751 (3)	1.543	78.95	10:41:42.970
4 -	2:01.208 (1)		79.95	10:43:44.178
5 -	2:02.086 (2)	0.878	79.38	10:45:46.264
6 -	2:06.745	5.537	76.46	10:47:53.009

P6 81 Scott LARKIN				
LAP	LAP TIME	DIFF	MPH	TIME OF DAY
1 -	2:11.197	8.651	73.86	10:37:30.249
2 -	2:05.148	2.602	77.43	10:39:35.397
3 -	2:03.986 (3)	1.440	78.16	10:41:39.383
4 -	2:02.546 (1)		79.08	10:43:41.929
5 -	2:03.096 (2)	0.550	78.72	10:45:45.025
6 -	2:08.079	5.533	75.66	10:47:53.104

P7 49 David STIFF				
LAP	LAP TIME	DIFF	MPH	TIME OF DAY
1 -	2:10.475	8.268	74.27	10:37:29.527
2 -	2:07.322	5.115	76.11	10:39:36.849
3 -	2:04.543 (3)	2.336	77.81	10:41:41.392

DIFF = Difference To Personal Best Lap

4 -	2:03.145 (2)	0.938	78.69	10:43:44.537
5 -	2:02.207 (1)		79.30	10:45:46.744
6 -	2:06.694	4.487	76.49	10:47:53.438

P8 561 Joe THOMPSON				
LAP	LAP TIME	DIFF	MPH	TIME OF DAY
1 -	2:11.799	9.856	73.53	10:37:30.851
2 -	2:07.808	5.865	75.82	10:39:38.659
3 -	2:04.091 (3)	2.148	78.09	10:41:42.750
4 -	2:01.943 (1)		79.47	10:43:44.693
5 -	2:02.667 (2)	0.724	79.00	10:45:47.360
6 -	2:06.225	4.282	76.77	10:47:53.585

P9 29 Charlie BARNES				
LAP	LAP TIME	DIFF	MPH	TIME OF DAY
1 -	2:17.525	14.570	70.46	10:37:36.577
2 -	2:07.459	4.504	76.03	10:39:44.036
3 -	2:05.465 (3)	2.510	77.24	10:41:49.501
4 -	2:02.955 (1)		78.81	10:43:52.456
5 -	2:03.053 (2)	0.098	78.75	10:45:55.509
6 -	2:09.260	6.305	74.97	10:48:04.769

P10 44 Marc BAYLISS				
LAP	LAP TIME	DIFF	MPH	TIME OF DAY
1 -	2:13.312	10.946	72.69	10:37:32.364
2 -	2:12.193	9.827	73.31	10:39:44.557
3 -	2:06.114 (3)	3.748	76.84	10:41:50.671
4 -	2:02.710 (2)	0.344	78.97	10:43:53.381
5 -	2:02.366 (1)		79.19	10:45:55.747
6 -	2:09.906	7.540	74.60	10:48:05.653

P11 888 Brandon WRIGHT				
LAP	LAP TIME	DIFF	MPH	TIME OF DAY
1 -	2:14.695	11.521	71.94	10:37:33.747
2 -	2:09.179	6.005	75.02	10:39:42.926
3 -	2:06.812 (3)	3.638	76.42	10:41:49.738
4 -	2:03.535 (2)	0.361	78.44	10:43:53.273
5 -	2:03.174 (1)		78.67	10:45:56.447
6 -	2:10.186	7.012	74.44	10:48:06.633

P12 201 Max TAYLOR				
LAP	LAP TIME	DIFF	MPH	TIME OF DAY
1 -	2:20.448	15.331	69.00	10:37:39.500
2 -	2:11.515	6.398	73.68	10:39:51.015
3 -	2:08.061 (3)	2.944	75.67	10:41:59.076
4 -	2:06.798 (2)	1.681	76.43	10:44:05.874
5 -	2:05.117 (1)		77.45	10:46:10.991
6 -	2:09.969	4.852	74.56	10:48:20.960

P13 191 Thomas BEDFORD				
LAP	LAP TIME	DIFF	MPH	TIME OF DAY
1 -	2:20.351	13.220	69.05	10:37:39.403
2 -	2:13.482	6.351	72.60	10:39:52.885
3 -	2:09.119 (2)	1.988	75.05	10:42:02.004
4 -	2:09.614 (3)	2.483	74.77	10:44:11.618
5 -	2:07.131 (1)		76.23	10:46:18.749
6 -	2:12.323	5.192	73.23	10:48:31.072

NG Road Racing - Rounds 1 & 2 @ Oulton Park

Mini Twins / Open 500

Race 2 - LAP ANALYSIS

DIFF = Difference To Personal Best Lap

P14 87 Anthony DOMMETT				
LAP	LAP TIME	DIFF	MPH	TIME OF DAY
1 -	2:19.032	10.162	69.70	10:37:38.084
2 -	2:12.848	3.978	72.95	10:39:50.932
3 -	2:10.129 (2)	1.259	74.47	10:42:01.061
4 -	2:10.475 (3)	1.605	74.27	10:44:11.536
5 -	2:08.870 (1)	75.20	10:46:20.406	
6 -	2:11.956	3.086	73.44	10:48:32.362

P15 59 Hayden RUSHTON				
LAP	LAP TIME	DIFF	MPH	TIME OF DAY
1 -	2:22.082	15.489	68.20	10:37:41.134
2 -	2:13.911	7.318	72.37	10:39:55.045
3 -	2:10.884 (3)	4.291	74.04	10:42:05.929
4 -	2:08.030 (2)	1.437	75.69	10:44:13.959
5 -	2:06.593 (1)	76.55	10:46:20.552	
6 -	2:13.551	6.958	72.56	10:48:34.103

P16 56 David LESLIE				
LAP	LAP TIME	DIFF	MPH	TIME OF DAY
1 -	2:19.449	11.129	69.49	10:37:38.501
2 -	2:14.297	5.977	72.16	10:39:52.798
3 -	2:11.517 (3)	3.197	73.68	10:42:04.315
4 -	2:09.783 (2)	1.463	74.67	10:44:14.098
5 -	2:08.320 (1)	75.52	10:46:22.418	
6 -	2:12.130	3.810	73.34	10:48:34.548

P17 51 Will LODER				
LAP	LAP TIME	DIFF	MPH	TIME OF DAY
1 -	2:25.716	18.026	66.50	10:37:44.768
2 -	2:13.431	5.741	72.63	10:39:58.199
3 -	2:09.584 (3)	1.894	74.78	10:42:07.783
4 -	2:08.015 (2)	0.325	75.70	10:44:15.798
5 -	2:07.690 (1)	75.89	10:46:23.488	
6 -	2:13.877	6.187	72.38	10:48:37.365

P18 413 Liam WALKER				
LAP	LAP TIME	DIFF	MPH	TIME OF DAY
1 -	2:21.330	12.053	68.57	10:37:40.382
2 -	2:14.267	4.990	72.17	10:39:54.649
3 -	2:11.067 (3)	1.790	73.94	10:42:05.716
4 -	2:09.277 (1)	74.96	10:44:14.993	
5 -	2:09.719 (2)	0.442	74.70	10:46:24.712
6 -	2:13.719	4.442	72.47	10:48:38.431

P19 145 Bradley CATLING				
LAP	LAP TIME	DIFF	MPH	TIME OF DAY
1 -	2:23.372	14.648	67.59	10:37:42.424
2 -	2:14.942	6.218	71.81	10:39:57.366
3 -	2:09.282 (2)	0.558	74.96	10:42:06.648
4 -	2:08.724 (1)	75.28	10:44:15.372	
5 -	2:09.596 (3)	0.872	74.78	10:46:24.968
6 -	2:13.904	5.180	72.37	10:48:38.872

P20 11 Andy O'SULLIVAN				
LAP	LAP TIME	DIFF	MPH	TIME OF DAY
1 -	2:24.374	14.672	67.12	10:37:43.426
2 -	2:18.122	8.420	70.16	10:40:01.548
3 -	2:12.012 (3)	2.310	73.41	10:42:13.560

DIFF = Difference To Personal Best Lap

4 -	2:09.702 (1)	74.71	10:44:23.262	
5 -	2:10.695 (2)	0.993	74.15	10:46:33.957
6 -	2:14.430	4.728	72.09	10:48:48.387

P21 666 Dominic CANN				
LAP	LAP TIME	DIFF	MPH	TIME OF DAY
1 -	2:27.191	16.901	65.84	10:37:46.243
2 -	2:16.734	6.444	70.87	10:40:02.977
3 -	2:12.690 (3)	2.400	73.03	10:42:15.667
4 -	2:10.290 (1)	74.38	10:44:25.957	
5 -	2:11.255 (2)	0.965	73.83	10:46:37.212
6 -	2:15.172	4.882	71.69	10:48:52.384

P22 52 Harry PELL				
LAP	LAP TIME	DIFF	MPH	TIME OF DAY
1 -	2:18.533	14.842	69.95	10:37:37.585
2 -	2:07.689 (3)	3.998	75.89	10:39:45.274
3 -	2:06.429 (2)	2.738	76.65	10:41:51.703
4 -	2:03.691 (1)	78.35	10:43:55.394	
5 -	2:23.749	20.058	67.41	10:46:19.143
6 -	2:35.226	31.535	62.43	10:48:54.369

P23 78 Sean CRONE				
LAP	LAP TIME	DIFF	MPH	TIME OF DAY
1 -	2:32.948	21.209	63.36	10:37:52.000
2 -	2:19.049	7.310	69.69	10:40:11.049
3 -	2:16.043	4.304	71.23	10:42:27.092
4 -	2:12.084 (2)	0.345	73.37	10:44:39.176
5 -	2:11.739 (1)	73.56	10:46:50.915	
6 -	2:14.489 (3)	2.750	72.06	10:49:05.404

P24 988 Anthony NORTHOVER				
LAP	LAP TIME	DIFF	MPH	TIME OF DAY
1 -	2:25.495	15.049	66.60	10:37:44.547
2 -	2:17.940	7.494	70.25	10:40:02.487
3 -	2:12.743 (2)	2.297	73.00	10:42:15.230
4 -	2:10.446 (1)	74.29	10:44:25.676	
5 -	2:15.660 (3)	5.214	71.43	10:46:41.336
6 -	2:28.729	18.283	65.16	10:49:10.065

P25 10 Phil BARBER				
LAP	LAP TIME	DIFF	MPH	TIME OF DAY
1 -	2:35.959	20.720	62.13	10:37:55.011
2 -	2:19.158	3.919	69.64	10:40:14.169
3 -	2:17.259 (3)	2.020	70.60	10:42:31.428
4 -	2:15.708 (2)	0.469	71.41	10:44:47.136
5 -	2:15.239 (1)	71.66	10:47:02.375	
6 -	2:17.820	2.581	70.31	10:49:20.195

P26 151 Brian MURPHY				
LAP	LAP TIME	DIFF	MPH	TIME OF DAY
1 -	2:30.834	14.217	64.25	10:37:49.886
2 -	2:20.802	4.185	68.82	10:40:10.688
3 -	2:19.794	3.177	69.32	10:42:30.482
4 -	2:16.617 (1)	70.93	10:44:47.099	
5 -	2:16.699 (2)	0.082	70.89	10:47:03.798
6 -	2:17.183 (3)	0.566	70.64	10:49:20.981

NG Road Racing - Rounds 1 & 2 @ Oulton Park

Mini Twins / Open 500

Race 2 - LAP ANALYSIS

DIFF = Difference To Personal Best Lap

P27 711 Alan CRAGG				
LAP	LAP TIME	DIFF	MPH	TIME OF DAY
1 -	2:33.260	16.677	63.23	10:37:52.312
2 -	2:19.046	2.463	69.69	10:40:11.358
3 -	2:18.670 (3)	2.087	69.88	10:42:30.028
4 -	2:16.583 (1)		70.95	10:44:46.611
5 -	2:17.382 (2)	0.799	70.54	10:47:03.993
6 -	2:20.262	3.679	69.09	10:49:24.255

P28 109 Kate O'SULLIVAN				
LAP	LAP TIME	DIFF	MPH	TIME OF DAY
1 -	2:29.235	12.767	64.93	10:37:48.287
2 -	2:19.655	3.187	69.39	10:40:07.942
3 -	2:18.661 (2)	2.193	69.89	10:42:26.603
4 -	2:16.468 (1)		71.01	10:44:43.071
5 -	2:19.586 (3)	3.118	69.42	10:47:02.657
6 -	2:23.313	6.845	67.62	10:49:25.970

P29 79 Tom MOORE				
LAP	LAP TIME	DIFF	MPH	TIME OF DAY
1 -	2:35.004	15.338	62.52	10:37:54.056
2 -	2:19.666 (1)		69.38	10:40:13.722
3 -	2:21.735 (3)	2.069	68.37	10:42:35.457
4 -	2:20.137 (2)	0.471	69.15	10:44:55.594
5 -	2:21.840	2.174	68.32	10:47:17.434
6 -	2:22.374	2.708	68.06	10:49:39.808

P30 95 Greg MARSHALL				
LAP	LAP TIME	DIFF	MPH	TIME OF DAY
1 -	2:38.030	20.248	61.32	10:37:57.082
2 -	2:26.773	8.991	66.02	10:40:23.855
3 -	2:20.730 (3)	2.948	68.86	10:42:44.585
4 -	2:17.782 (1)		70.33	10:45:02.367
5 -	2:20.665 (2)	2.883	68.89	10:47:23.032
6 -	2:23.315	5.533	67.62	10:49:46.347

P31 83 Ryan DONNELLY				
LAP	LAP TIME	DIFF	MPH	TIME OF DAY
1 -	2:32.625	16.016	63.49	10:37:51.677
2 -	2:19.230 (2)	2.621	69.60	10:40:10.907
3 -	3:12.168	55.559	50.43	10:43:23.075
4 -	2:16.609 (1)		70.94	10:45:39.684
5 -	2:30.862 (3)	14.253	64.23	10:48:10.546

P32 27 Mark HARRINGTON				
LAP	LAP TIME	DIFF	MPH	TIME OF DAY
1 -	2:37.767	9.482	61.42	10:37:56.819
2 -	2:33.747 (3)	5.462	63.03	10:40:30.566
3 -	2:32.601 (2)	4.316	63.50	10:43:03.167
4 -	2:28.285 (1)		65.35	10:45:31.452
5 -	2:39.241	10.956	60.85	10:48:10.693

P33 510 Kieran BARKER				
LAP	LAP TIME	DIFF	MPH	TIME OF DAY
1 -	2:24.223	13.341	67.19	10:37:43.275
2 -	2:16.850 (3)	5.968	70.81	10:40:00.125
3 -	2:11.270 (2)	0.388	73.82	10:42:11.395
4 -	2:10.882 (1)		74.04	10:44:22.277

DIFF = Difference To Personal Best Lap

P34 169 Robert MILES				
LAP	LAP TIME	DIFF	MPH	TIME OF DAY
1 -	2:52.667		56.12	10:38:11.719
2 -	13:31.280 P		11.94	10:51:42.999

NG Road Racing - Rounds 1 & 2 @ Oulton Park

Mini Twins / Open 500

Race 2 - STATISTICS

Competitors Started	34
Planned Start	2024-03-23 @ 10:32:00.000
Actual Start	2024-03-23 @ 10:35:19.051
Finish Time	2024-03-23 @ 10:47:43.896
Track Length	2.6920mi.
Total Laps	196
Total Distance Covered	527.6375mi.

Session Fastest Lap History

NO	CL	NAME	LAP TIME	TIME OF DAY	LAP	VEHICLE
46	Mini Twins	Joe WOODWARD (C)	2:03.330	10:39:28.212	2	Suzuki SV 650
46	Mini Twins	Joe WOODWARD (C)	2:02.314	10:41:30.527	3	Suzuki SV 650
9	Open 500	Paul TOLAND	2:02.272	10:41:43.289	3	Yamaha TZ 250
46	Mini Twins	Joe WOODWARD (C)	2:01.445	10:43:31.971	4	Suzuki SV 650
67	Open 500	Paul METCALFE (C)	2:01.171	10:43:43.328	4	Honda RS 250
67	Open 500	Paul METCALFE (C)	2:01.159	10:45:44.487	5	Honda RS 250
9	Open 500	Paul TOLAND	1:59.743	10:45:44.537	5	Yamaha TZ 250

Session Leader History

NO	CL	NAME	FROM LAP	LAPS LED	DISTANCE	VEHICLE
46	Mini Twins	Joe WOODWARD (C)	1	6	16.15 miles	Suzuki SV 650

Flag History

TYPE	TIME OF DAY
GREEN	10:35:19.051
FINISH	10:47:43.896

Flag Statistics

TYPE	COUNT	TOTAL LAPS	TOTAL TIME
Green	1	6	16:36.017
Red	0	0	0.000
Safety Car	0	0	0.000
FCY	0	0	0.000

NG Road Racing - Rounds 1 & 2 @ Oulton Park

Mini Twins / Open 500

Race 2 - STATISTICS

CLASS : Mini Twins

20 Starters

Fastest Lap History

NO	NAME	LAP TIME	TIME OF DAY	LAP	VEHICLE
46	Joe WOODWARD (C)	2:03.330	10:39:28.212	2	Suzuki SV 650
46	Joe WOODWARD (C)	2:02.314	10:41:30.527	3	Suzuki SV 650
46	Joe WOODWARD (C)	2:01.445	10:43:31.971	4	Suzuki SV 650

Leader History

NO	NAME	FROM LAP	LAPS LED	DISTANCE	VEHICLE
46	Joe WOODWARD (C)	1	6	16.15 miles	Suzuki SV 650

NG Road Racing - Rounds 1 & 2 @ Oulton Park

Mini Twins / Open 500

Race 2 - STATISTICS

CLASS : Open 500

14 Starters

Fastest Lap History

NO	NAME	LAP TIME	TIME OF DAY	LAP	VEHICLE
67	Paul METCALFE (C)	2:06.338	10:39:38.024	2	Honda RS 250
67	Paul METCALFE (C)	2:04.134	10:41:42.157	3	Honda RS 250
107	Calum BEACH	2:02.751	10:41:43.004	3	Kawasaki ZXR 400
9	Paul TOLAND	2:02.272	10:41:43.289	3	Yamaha TZ 250
67	Paul METCALFE (C)	2:01.171	10:43:43.328	4	Honda RS 250
67	Paul METCALFE (C)	2:01.159	10:45:44.487	5	Honda RS 250
9	Paul TOLAND	1:59.743	10:45:44.537	5	Yamaha TZ 250

Leader History


NO	NAME	FROM LAP	LAPS LED	DISTANCE	VEHICLE
67	Paul METCALFE (C)	1	6	16.15 miles	Honda RS 250

NG Road Racing - Rounds 1 & 2 @ Oulton Park

Mini Twins / Open 500

Race 2 - GRID (6 Laps)

ROW 13	39	79 Tom MOORE	38	711 Alan CRAGG	37	510 Kieran BARKER
ROW 12	36	36 Fraser HEGINSON	35	151 Brian MURPHY	34	117 Daniel ROSSI
ROW 11	33	988 Anthony NORTHOVER	32	69 Francesco FARALDO	31	83 Ryan DONNELLY
ROW 10	30	78 Sean CRONE	29	29 Charlie BARNES	28	107 Calum BEACH
ROW 9	27	666 Dominic CANN	26	51 Will LODER	25	65 Alexander ROWAN
ROW 8	24	9 Paul TOLAND	23	5 Nick SANSOME	22	67 Paul METCALFE (C)
ROW 7			20	94 Liam WOOD	19	27 Mark HARRINGTON
ROW 6	18	109 Kate O'SULLIVAN	17	11 Andy O'SULLIVAN	16	145 Bradley CATLING
ROW 5	15	191 Thomas BEDFORD	14	888 Brandon WRIGHT	13	413 Liam WALKER
ROW 4	12	201 Max TAYLOR	11	59 Hayden RUSHTON	10	52 Harry PELL
ROW 3	9	169 Robert MILES	8	81 Scott LARKIN	7	28 Jamie INGHAM
ROW 2	6	87 Anthony DOMMETT	5	56 David LESLIE	4	561 Joe THOMPSON
ROW 1	3	44 Marc BAYLISS	2	49 David STIFF	1	46 Joe WOODWARD (C)
						Pole



NG Road Racing - Rounds 1 & 2 @ Oulton Park



Mini Twins / Open 500



Race 11 - CLASSIFICATION

Race Distance: 8 Laps / 21.53 miles

POS	NO	CL	PIC	NAME	ENTRY	LAPS	TIME	GAP	DIFF	MPH	BEST	ON	GRD	↑↓
1	107	500	1	Calum BEACH	Kawasaki ZXR 400 - UPVC outlet	8	15:07.896			85.39	1:51.442	4	5	4
2	46	MT	1	Joe WOODWARD	Suzuki SV 650 - Sponsor required	8	15:31.376	23.480	23.480	83.24	1:54.907	7	1	-1
3	888	MT	2	Brandon WRIGHT	Suzuki SV 650 - oneeliquids.com	8	15:34.283	26.387	2.907	82.98	1:54.890	3	11	8
4	65	500	2	Alexander ROWAN	HONDA NSF250R - SENCAT TALENT TEAM MORTIMER R	8	15:39.620	31.724	5.337	82.51	1:54.401	8	37	33
5	81	MT	3	Scott LARKIN	Suzuki SV 650 - Larkin Road Racing	8	15:45.056	37.160	5.436	82.03	1:56.529	7	6	1
6	29	500	3	Charlie BARNES	Honda RS 250 - Mortimer Racing SENCAT	8	15:49.917	42.021	4.861	81.61	1:56.623	4	9	3
7	28	MT	4	Jamie INGHAM	Suzuki SV 650 - OadbyMotorcycles/Signright creative	8	15:50.489	42.593	0.572	81.56	1:56.603	3	2	-5
8	49	MT	5	David STIFF	Suzuki SV 650 - SG technical systems	8	15:58.291	50.395	7.802	80.90	1:58.371	6	7	-1
9	191	MT	6	Thomas BEDFORD	Suzuki SV 650 - AWO Recycling Ltd	8	16:03.454	55.558	5.163	80.47	1:58.340	8	13	4
10	201	MT	7	Max TAYLOR	Suzuki SV 650 - RoadRacingFans	8	16:14.257	1:06.361	10.803	79.57	1:59.123	8	12	2
11	44	MT	8	Marc BAYLISS	Suzuki SV 650 - Chadwick bank garage	8	16:14.377	1:06.481	0.120	79.56	1:59.389	8	10	-1
12	59	MT	9	Hayden RUSHTON	Suzuki SV 650 - Gem's Motorcycle Breakers	8	16:27.519	1:19.623	13.142	78.51	2:01.522	4	15	3
13	67	500	4	Paul METCALFE (C)	Honda RS 250 - Colby	8	16:31.947	1:24.051	4.428	78.15	2:00.183	7	3	-10
14	52	MT	10	Harry PELL	Suzuki SV 650 - Harry Pell Racing	8	16:35.261	1:27.365	3.314	77.89	2:00.953	6	22	8
15	56	MT	11	David LESLIE	Suzuki SV 650 - Freeland	8	16:38.195	1:30.299	2.934	77.67	2:01.669	7	16	1
16	988	500	5	Anthony NORTHOVER	Kawasaki ZXR 400 - Swansea	8	16:51.514	1:43.618	13.319	76.64	2:03.234	6	24	8
17	87	MT	12	Anthony DOMMETT	Suzuki SV 650 - TEAM DOMZIE	8	16:55.666	1:47.770	4.152	76.33	2:04.668	5	14	-3
18	11	MT	13	Andy O'SULLIVAN	Suzuki SV 650 - Wessex Vehicle Services Ltd	8	17:05.464	1:57.568	9.798	75.60	2:05.013	8	20	2
19	413	MT	14	Liam WALKER	Suzuki SV 650 - JW Services	8	17:07.255	1:59.359	1.791	75.47	2:05.509	8	18	-1
20	78	500	6	Sean CRONE	Kawasaki EX400 - FARALDO RACING	8	17:15.580	2:07.684	8.325	74.86	2:06.893	6	23	3
21	83	500	7	Ryan DONNELLY	Kawasaki ZXR 400 - Elstree & Borehamwood	7	15:20.755	1 Lap	1 Lap	73.67	2:08.155	7	31	10
22	10	MT	15	Phil BARBER	Suzuki SV 650 -	7	15:37.245	1 Lap	16.490	72.38	2:09.733	7	25	3
23	151	500	8	Brian MURPHY	Honda CB 500 - Oakmere	7	15:39.915	1 Lap	2.670	72.17	2:11.269	6	26	3
24	510	500	9	Kieran BARKER	Honda CB 500 - Skipton	7	15:40.754	1 Lap	0.839	72.11	2:11.092	7	33	9
25	109	MT	16	Kate O'SULLIVAN	Suzuki SV 650 - Wessex Vehicle Services Ltd	7	15:52.122	1 Lap	11.368	71.25	2:12.292	7	28	3
26	711	500	10	Alan CRAGG	Honda CB 500 - Appleby	7	16:07.527	1 Lap	15.405	70.11	2:11.546	4	27	1
27	27	MT	17	Mark HARRINGTON	Suzuki SV 650 - Alcester	7	16:27.640	1 Lap	20.113	68.68	2:16.746	7	32	5
28	169	MT	18	Robert MILES	Suzuki SV 650 - Ilkestone	7	16:44.395	1 Lap	16.755	67.54	2:19.267	5	34	6

NOT CLASSIFIED

DNF	666	500		Dominic CANN	Honda CBR 500R - HEL Performance	5	11:18.192	3 Laps	2 Laps	71.44	2:05.996	4	21	
DNF	79	500		Tom MOORE	Honda CB 500 - Stafford	5	11:23.941	3 Laps	5.749	70.84	2:14.470	3	29	
DNF	145	MT		Bradley CATLING	Suzuki SV 650 - Selby	3	6:26.275	5 Laps	2 Laps	75.26	2:02.384	3	19	
DNF	95	500		Greg MARSHALL	Kawasaki ZX4RR -	3	6:35.512	5 Laps	9.237	73.50	2:08.166	2	30	
DNF	9	500		Paul TOLAND (C)	Yamaha TZ 250 - Kippers Keys	2	4:08.727	6 Laps	1 Lap	77.92	2:02.218	2	4	
DNF	561	MT		Joe THOMPSON	Suzuki SV 650 - Geoff	0							8	
DNF	51	500		Will LODER	Yamaha TZ 250 - CKS Precision	0							17	
DNF	94	MT		Liam WOOD	Suzuki SV 650 - Gary akerman Masonry	0							35	

FASTEST LAP

107	500			Calum BEACH	Kawasaki ZXR 400 - UPVC outlet	4	1:51.442			86.96 mph			139.95 kph	
888	MT			Brandon WRIGHT	Suzuki SV 650 - oneeliquids.com	3	1:54.890			84.35 mph			135.75 kph	

Comments:

Class 500 - 92.5% of Race Speed = 78.98 mph

Class MT - 92.5% of Race Speed = 76.99 mph

Weather / Track : Cloudy / Dry

These results are provisional until the conclusion of any judicial and technical matters.

Date: 23/03/2024 Start: 14:35 Finish: 14:50

Oulton Park International: 2.6920 miles

Clerk Of Course: Steve Bostock

Stewards:

Timekeeper: NG Timekeepers



Results can be found at www.tsl-timing.com

Printed - 14:55 Saturday, 23 March 2024



NG Road Racing - Rounds 1 & 2 @ Oulton Park

Mini Twins / Open 500

Race 11 - LAP CHART

LAP 1 @ 14:37:40.080

NO	BEHIND	LAP TIME
107		1:59.150
46	0.529	1:59.679
28	1.450	2:00.600
81	2.198	2:01.348
888	2.369	2:01.519
49	6.278	2:05.428
9	7.359	2:06.509
29	7.491	2:06.641
44	8.756	2:07.906
191	8.932	2:08.082
65	9.015	2:08.165
59	10.765	2:09.915
201	10.859	2:10.009
87	15.098	2:14.248
56	15.972	2:15.122
413	17.243	2:16.393
11	18.134	2:17.284
52	18.358	2:17.508
145	18.649	2:17.799
666	19.275	2:18.425
988	19.374	2:18.524
95	19.677	2:18.827
78	20.848	2:19.998
151	23.118	2:22.268
83	23.149	2:22.299
10	23.626	2:22.776
67	25.556	2:24.706
510	25.776	2:24.926
79	26.238	2:25.388
27	29.757	2:28.907
109	29.892	2:29.042
169	34.318	2:33.468
711	50.805	2:49.955

LAP 2 @ 14:39:32.915

NO	BEHIND	LAP TIME
107		1:52.835
46	3.118	1:55.424
28	5.219	1:56.604
888	5.441	1:55.907
81	7.238	1:57.875
49	12.718	1:59.275
29	12.849	1:58.193
65	12.870	1:56.690
191	16.359	2:00.262
9	16.742	2:02.218
44	17.785	2:01.864
201	19.425	2:01.401
59	21.131	2:03.201
87	29.611	2:07.348
56	29.762	2:06.625
52	30.263	2:04.740
145	31.906	2:06.092
413	32.980	2:08.572
11	33.351	2:08.052
988	33.798	2:07.259
67	34.066	2:01.345
666	34.122	2:07.682
95	35.008	2:08.166
78	35.838	2:07.825
83	40.905	2:10.591
151	44.670	2:14.387
10	44.772	2:13.981

LAP 3 @ 14:41:24.589

NO	BEHIND	LAP TIME
107		1:51.674
46	7.299	1:55.855
888	8.657	1:54.890
28	10.148	1:56.603
81	13.492	1:57.928
65	18.385	1:57.189
29	19.014	1:57.839
49	20.252	1:59.208
191	24.572	1:59.887
44	28.034	2:01.923
201	28.560	2:00.809
59	31.773	2:02.316
56	41.359	2:03.271
52	42.293	2:03.704
145	42.616	2:02.384
67	44.417	2:02.025
87	45.193	2:07.256
988	48.085	2:05.961
11	50.720	2:09.043
413	51.265	2:09.959
666	51.661	2:09.213
78	51.770	2:07.606
95	51.853	2:08.519
83	58.592	2:09.361
10	1:07.305	2:14.207
151	1:07.416	2:14.420
510	1:09.422	2:13.604
79	1:10.882	2:14.470
109	1:14.451	2:14.234
27	1:31.018	2:23.879
711	1:33.493	2:13.149
169	1:34.498	2:22.785

LAP 4 @ 14:43:16.031

NO	BEHIND	LAP TIME
107		1:51.442
46	10.778	1:54.921
888	12.308	1:55.093
28	17.525	1:58.819
81	20.190	1:58.140
65	22.582	1:55.639
29	24.195	1:56.623
49	28.013	1:59.203
191	33.006	1:59.876
201	37.888	2:00.770
44	38.553	2:01.961
59	41.853	2:01.522
56	53.068	2:03.151
67	53.330	2:00.355
52	54.477	2:03.626
87	1:00.056	2:06.305
988	1:01.020	2:04.377
11	1:06.120	2:06.842
666	1:06.215	2:05.996
413	1:07.943	2:08.120
78	1:08.552	2:08.224

LAP 5 @ 14:45:11.665

NO	BEHIND	LAP TIME
107		1:55.634
27	1 Lap	2:20.585
169	1 Lap	2:20.822
46	10.247	1:55.103
888	11.956	1:55.282
28	21.797	1:59.906
81	21.979	1:57.423
65	22.238	1:55.290
29	25.801	1:57.240
49	30.768	1:58.389
191	36.570	1:59.198
201	42.965	2:00.711
44	43.627	2:00.708
59	48.156	2:01.937
67	58.193	2:00.497
56	1:00.549	2:03.115
52	1:00.826	2:01.983
87	1:09.090	2:04.668
988	1:09.851	2:04.465
11	1:17.710	2:07.224
413	1:18.693	2:06.384
78	1:20.412	2:07.494
83	1:31.700	2:10.368
151	1:45.476	2:11.615
10	1:45.801	2:12.408
666	1:47.457	2:36.876 P
510	1:47.525	2:12.016

LAP 6 @ 14:47:03.779

NO	BEHIND	LAP TIME
107		1:52.114
79	1 Lap	2:14.737
109	1 Lap	2:13.786
46	13.800	1:55.667
888	16.098	1:56.256
711	1 Lap	2:12.344
81	26.913	1:57.048
65	27.039	1:56.915
28	28.511	1:58.828
27	1 Lap	2:18.051
29	31.541	1:57.854
169	1 Lap	2:19.267
49	37.025	1:58.371
191	42.802	1:58.346
201	50.470	1:59.619
44	51.142	1:59.629
59	58.167	2:02.125
67	1:06.839	2:00.760
52	1:09.665	2:00.953
56	1:10.453	2:02.018
988	1:20.971	2:03.234
87	1:22.186	2:05.210
11	1:32.001	2:06.405
413	1:32.735	2:06.156
78	1:35.191	2:06.893

LAP 7 @ 14:48:55.675

NO	BEHIND	LAP TIME
107		1:51.896
151	1 Lap	2:11.269
10	1 Lap	2:10.976
510	1 Lap	2:11.402
46	16.811	1:54.907
888	21.210	1:57.008
109	1 Lap	2:13.982
65	30.474	1:55.331
81	31.546	1:56.529
28	34.751	1:58.136
29	37.919	1:58.274
711	1 Lap	2:13.070
49	45.030	1:59.901
191	50.369	1:59.463
27	1 Lap	2:17.581
44	1:00.243	2:00.997
201	1:00.389	2:01.815
169	1 Lap	2:23.140
59	1:09.333	2:03.062
67	1:15.126	2:00.183
52	1:18.727	2:00.958
56	1:20.226	2:01.669
988	1:33.023	2:03.948
87	1:35.729	2:05.439
11	1:45.706	2:05.601
413	1:47.001	2:06.162
78	1:52.843	2:09.548

LAP 8 @ 14:50:48.826

NO	BEHIND	LAP TIME
107		1:53.151
83	1 Lap	2:08.155
46	23.480	1:59.820
888	26.387	1:58.328
10	1 Lap	2:09.733
65	31.724	1:54.401
151	1 Lap	2:12.435
510	1 Lap	2:11.092
81	37.160	1:58.765
29	42.021	1:57.253
28	42.593	2:00.993
109	1 Lap	2:12.292
49	50.395	1:58.516
191	55.558	1:58.340
711	1 Lap	2:13.415
201	1:06.361	1:59.123
44	1:06.481	1:59.389
59	1:19.623	2:03.441
27	1 Lap	2:16.746
67	1:24.051	2:02.076
52	1:27.365	2:01.789
56	1:30.299	2:03.224
169	1 Lap	2:23.009
988	1:43.618	2:03.746
87	1:47.770	2:05.192
11	1:57.568	2:05.013
413	1:59.359	2:05.509
78	2:07.684	2:07.992

NG Road Racing - Rounds 1 & 2 @ Oulton Park

Mini Twins / Open 500

Race 11 - LAP ANALYSIS

DIFF = Difference To Personal Best Lap

P1 107 Calum BEACH				
LAP	LAP TIME	DIFF	MPH	TIME OF DAY
1 -	1:59.150	7.708	81.33	14:37:40.080
2 -	1:52.835	1.393	85.88	14:39:32.915
3 -	1:51.674 (2)	0.232	86.78	14:41:24.589
4 -	1:51.442 (1)		86.96	14:43:16.031
5 -	1:55.634	4.192	83.81	14:45:11.665
6 -	1:52.114	0.672	86.44	14:47:03.779
7 -	1:51.896 (3)	0.454	86.60	14:48:55.675
8 -	1:53.151	1.709	85.64	14:50:48.826

P2 46 Joe WOODWARD				
LAP	LAP TIME	DIFF	MPH	TIME OF DAY
1 -	1:59.679	4.772	80.97	14:37:40.609
2 -	1:55.424	0.517	83.96	14:39:36.033
3 -	1:55.855	0.948	83.65	14:41:31.888
4 -	1:54.921 (2)	0.014	84.33	14:43:26.809
5 -	1:55.103 (3)	0.196	84.19	14:45:21.912
6 -	1:55.667	0.760	83.78	14:47:17.579
7 -	1:54.907 (1)		84.34	14:49:12.486
8 -	1:59.820	4.913	80.88	14:51:12.306

P3 888 Brandon WRIGHT				
LAP	LAP TIME	DIFF	MPH	TIME OF DAY
1 -	2:01.519	6.629	79.75	14:37:42.449
2 -	1:55.907	1.017	83.61	14:39:38.356
3 -	1:54.890 (1)		84.35	14:41:33.246
4 -	1:55.093 (2)	0.203	84.20	14:43:28.339
5 -	1:55.282 (3)	0.392	84.06	14:45:23.621
6 -	1:56.256	1.366	83.36	14:47:19.877
7 -	1:57.008	2.118	82.82	14:49:16.885
8 -	1:58.328	3.438	81.90	14:51:15.213

P4 65 Alexander ROWAN				
LAP	LAP TIME	DIFF	MPH	TIME OF DAY
1 -	2:08.165	13.764	75.61	14:37:49.095
2 -	1:56.690	2.289	83.05	14:39:45.785
3 -	1:57.189	2.788	82.69	14:41:42.974
4 -	1:55.639	1.238	83.80	14:43:38.613
5 -	1:55.290 (2)	0.889	84.06	14:45:33.903
6 -	1:56.915	2.514	82.89	14:47:30.818
7 -	1:55.331 (3)	0.930	84.03	14:49:26.149
8 -	1:54.401 (1)		84.71	14:51:20.550

P5 81 Scott LARKIN				
LAP	LAP TIME	DIFF	MPH	TIME OF DAY
1 -	2:01.348	4.819	79.86	14:37:42.278
2 -	1:57.875	1.346	82.21	14:39:40.153
3 -	1:57.928	1.399	82.17	14:41:38.081
4 -	1:58.140	1.611	82.03	14:43:36.221
5 -	1:57.423 (3)	0.894	82.53	14:45:33.644
6 -	1:57.048 (2)	0.519	82.79	14:47:30.692
7 -	1:56.529 (1)		83.16	14:49:27.221
8 -	1:58.765	2.236	81.60	14:51:25.986

P6 29 Charlie BARNES				
LAP	LAP TIME	DIFF	MPH	TIME OF DAY
1 -	2:06.641	10.018	76.52	14:37:47.571
2 -	1:58.193	1.570	81.99	14:39:45.764
3 -	1:57.839	1.216	82.24	14:41:43.603

DIFF = Difference To Personal Best Lap

4 -	1:56.623 (1)		83.09	14:43:40.226
5 -	1:57.240 (2)	0.617	82.66	14:45:37.466
6 -	1:57.854	1.231	82.23	14:47:35.320
7 -	1:58.274	1.651	81.93	14:49:33.594
8 -	1:57.253 (3)	0.630	82.65	14:51:30.847

P7 28 Jamie INGHAM				
LAP	LAP TIME	DIFF	MPH	TIME OF DAY
1 -	2:00.600	3.997	80.35	14:37:41.530
2 -	1:56.604 (2)	0.001	83.11	14:39:38.134
3 -	1:56.603 (1)		83.11	14:41:34.737
4 -	1:58.819	2.216	81.56	14:43:33.556
5 -	1:59.906	3.303	80.82	14:45:33.462
6 -	1:58.828	2.225	81.55	14:47:32.290
7 -	1:58.136 (3)	1.533	82.03	14:49:30.426
8 -	2:00.993	4.390	80.09	14:51:31.419

P8 49 David STIFF				
LAP	LAP TIME	DIFF	MPH	TIME OF DAY
1 -	2:05.428	7.057	77.26	14:37:46.358
2 -	1:59.275	0.904	81.25	14:39:45.633
3 -	1:59.208	0.837	81.29	14:41:44.841
4 -	1:59.203	0.832	81.30	14:43:44.044
5 -	1:58.389 (2)	0.018	81.85	14:45:42.433
6 -	1:58.371 (1)		81.87	14:47:40.804
7 -	1:59.901	1.530	80.82	14:49:40.705
8 -	1:58.516 (3)	0.145	81.77	14:51:39.221

P9 191 Thomas BEDFORD				
LAP	LAP TIME	DIFF	MPH	TIME OF DAY
1 -	2:08.082	9.742	75.66	14:37:49.012
2 -	2:00.262	1.922	80.58	14:39:49.274
3 -	1:59.887	1.547	80.83	14:41:49.161
4 -	1:59.876	1.536	80.84	14:43:49.037
5 -	1:59.198 (3)	0.858	81.30	14:45:48.235
6 -	1:58.346 (2)	0.006	81.88	14:47:46.581
7 -	1:59.463	1.123	81.12	14:49:46.044
8 -	1:58.340 (1)		81.89	14:51:44.384

P10 201 Max TAYLOR				
LAP	LAP TIME	DIFF	MPH	TIME OF DAY
1 -	2:10.009	10.886	74.54	14:37:50.939
2 -	2:01.401	2.278	79.82	14:39:52.340
3 -	2:00.809	1.686	80.22	14:41:53.149
4 -	2:00.770	1.647	80.24	14:43:53.919
5 -	2:00.711 (3)	1.588	80.28	14:45:54.630
6 -	1:59.619 (2)	0.496	81.01	14:47:54.249
7 -	2:01.815	2.692	79.55	14:49:56.064
8 -	1:59.123 (1)		81.35	14:51:55.187

P11 44 Marc BAYLISS				
LAP	LAP TIME	DIFF	MPH	TIME OF DAY
1 -	2:07.906	8.517	75.76	14:37:48.836
2 -	2:01.864	2.475	79.52	14:39:50.700
3 -	2:01.923	2.534	79.48	14:41:52.623
4 -	2:01.961	2.572	79.46	14:43:54.584
5 -	2:00.708 (3)	1.319	80.28	14:45:55.292
6 -	1:59.629 (2)	0.240	81.01	14:47:54.921
7 -	2:00.997	1.608	80.09	14:49:55.918
8 -	1:59.389 (1)		81.17	14:51:55.307

NG Road Racing - Rounds 1 & 2 @ Oulton Park

Mini Twins / Open 500

Race 11 - LAP ANALYSIS

DIFF = Difference To Personal Best Lap

P12 59 Hayden RUSHTON				
LAP	LAP TIME	DIFF	MPH	TIME OF DAY
1 -	2:09.915	8.393	74.59	14:37:50.845
2 -	2:03.201	1.679	78.66	14:39:54.046
3 -	2:02.316	0.794	79.23	14:41:56.362
4 -	2:01.522 (1)		79.74	14:43:57.884
5 -	2:01.937 (2)	0.415	79.47	14:45:59.821
6 -	2:02.125 (3)	0.603	79.35	14:48:01.946
7 -	2:03.062	1.540	78.75	14:50:05.008
8 -	2:03.441	1.919	78.50	14:52:08.449

P13 67 Paul METCALFE (C)				
LAP	LAP TIME	DIFF	MPH	TIME OF DAY
1 -	2:24.706	24.523	66.97	14:38:05.636
2 -	2:01.345	1.162	79.86	14:40:06.981
3 -	2:02.025	1.842	79.42	14:42:09.006
4 -	2:00.355 (2)	0.172	80.52	14:44:09.361
5 -	2:00.497 (3)	0.314	80.42	14:46:09.858
6 -	2:00.760	0.577	80.25	14:48:10.618
7 -	2:00.183 (1)		80.63	14:50:10.801
8 -	2:02.076	1.893	79.38	14:52:12.877

P14 52 Harry PELL				
LAP	LAP TIME	DIFF	MPH	TIME OF DAY
1 -	2:17.508	16.555	70.47	14:37:58.438
2 -	2:04.740	3.787	77.69	14:40:03.178
3 -	2:03.704	2.751	78.34	14:42:06.882
4 -	2:03.626	2.673	78.39	14:44:10.508
5 -	2:01.983	1.030	79.44	14:46:12.491
6 -	2:00.953 (1)		80.12	14:48:13.444
7 -	2:00.958 (2)	0.005	80.12	14:50:14.402
8 -	2:01.789 (3)	0.836	79.57	14:52:16.191

P15 56 David LESLIE				
LAP	LAP TIME	DIFF	MPH	TIME OF DAY
1 -	2:15.122	13.453	71.72	14:37:56.052
2 -	2:06.625	4.956	76.53	14:40:02.677
3 -	2:03.271	1.602	78.61	14:42:05.948
4 -	2:03.151	1.482	78.69	14:44:09.099
5 -	2:03.115 (3)	1.446	78.71	14:46:12.214
6 -	2:02.018 (2)	0.349	79.42	14:48:14.232
7 -	2:01.669 (1)		79.65	14:50:15.901
8 -	2:03.224	1.555	78.64	14:52:19.125

P16 988 Anthony NORTHOVER				
LAP	LAP TIME	DIFF	MPH	TIME OF DAY
1 -	2:18.524	15.290	69.96	14:37:59.454
2 -	2:07.259	4.025	76.15	14:40:06.713
3 -	2:05.961	2.727	76.93	14:42:12.674
4 -	2:04.377	1.143	77.91	14:44:17.051
5 -	2:04.465	1.231	77.86	14:46:21.516
6 -	2:03.234 (1)		78.64	14:48:24.750
7 -	2:03.948 (3)	0.714	78.18	14:50:28.698
8 -	2:03.746 (2)	0.512	78.31	14:52:32.444

P17 87 Anthony DOMMETT				
LAP	LAP TIME	DIFF	MPH	TIME OF DAY
1 -	2:14.248	9.580	72.18	14:37:55.178
2 -	2:07.348	2.680	76.10	14:40:02.526
3 -	2:07.256	2.588	76.15	14:42:09.782

DIFF = Difference To Personal Best Lap

4 -	2:06.305	1.637	76.72	14:44:16.087
5 -	2:04.668 (1)		77.73	14:46:20.755
6 -	2:05.210 (3)	0.542	77.40	14:48:25.965
7 -	2:05.439	0.771	77.25	14:50:31.404
8 -	2:05.192 (2)	0.524	77.41	14:52:36.596

P18 11 Andy O'SULLIVAN				
LAP	LAP TIME	DIFF	MPH	TIME OF DAY
1 -	2:17.284	12.271	70.59	14:37:58.214
2 -	2:08.052	3.039	75.68	14:40:06.266
3 -	2:09.043	4.030	75.10	14:42:15.309
4 -	2:06.842	1.829	76.40	14:44:22.151
5 -	2:07.224	2.211	76.17	14:46:29.375
6 -	2:06.405 (3)	1.392	76.66	14:48:35.780
7 -	2:05.601 (2)	0.588	77.15	14:50:41.381
8 -	2:05.013 (1)		77.52	14:52:46.394

P19 413 Liam WALKER				
LAP	LAP TIME	DIFF	MPH	TIME OF DAY
1 -	2:16.393	10.884	71.05	14:37:57.323
2 -	2:08.572	3.063	75.37	14:40:05.895
3 -	2:09.959	4.450	74.57	14:42:15.854
4 -	2:08.120	2.611	75.64	14:44:23.974
5 -	2:06.384	0.875	76.68	14:46:30.358
6 -	2:06.156 (2)	0.647	76.81	14:48:36.514
7 -	2:06.162 (3)	0.653	76.81	14:50:42.676
8 -	2:05.509 (1)		77.21	14:52:48.185

P20 78 Sean CRONE				
LAP	LAP TIME	DIFF	MPH	TIME OF DAY
1 -	2:19.998	13.105	69.22	14:38:00.928
2 -	2:07.825	0.932	75.81	14:40:08.753
3 -	2:07.606 (3)	0.713	75.94	14:42:16.359
4 -	2:08.224	1.331	75.58	14:44:24.583
5 -	2:07.494 (2)	0.601	76.01	14:46:32.077
6 -	2:06.893 (1)		76.37	14:48:38.970
7 -	2:09.548	2.655	74.80	14:50:48.518
8 -	2:07.992	1.099	75.71	14:52:56.510

P21 83 Ryan DONNELLY				
LAP	LAP TIME	DIFF	MPH	TIME OF DAY
1 -	2:22.299	14.144	68.10	14:38:03.229
2 -	2:10.591	2.436	74.21	14:40:13.820
3 -	2:09.361 (2)	1.206	74.91	14:42:23.181
4 -	2:09.816 (3)	1.661	74.65	14:44:32.997
5 -	2:10.368	2.213	74.33	14:46:43.365
6 -	2:10.165	2.010	74.45	14:48:53.530
7 -	2:08.155 (1)		75.62	14:51:01.685

P22 10 Phil BARBER				
LAP	LAP TIME	DIFF	MPH	TIME OF DAY
1 -	2:22.776	13.043	67.87	14:38:03.706
2 -	2:13.981	4.248	72.33	14:40:17.687
3 -	2:14.207	4.474	72.21	14:42:31.894
4 -	2:13.164	3.431	72.77	14:44:45.058
5 -	2:12.408 (3)	2.675	73.19	14:46:57.466
6 -	2:10.976 (2)	1.243	73.99	14:49:08.442
7 -	2:09.733 (1)		74.70	14:51:18.175

NG Road Racing - Rounds 1 & 2 @ Oulton Park

Mini Twins / Open 500

Race 11 - LAP ANALYSIS

DIFF = Difference To Personal Best Lap

P23 151 Brian MURPHY				
LAP	LAP TIME	DIFF	MPH	TIME OF DAY
1 -	2:22.268	10.999	68.11	14:38:03.198
2 -	2:14.387	3.118	72.11	14:40:17.585
3 -	2:14.420	3.151	72.09	14:42:32.005
4 -	2:13.521	2.252	72.58	14:44:45.526
5 -	2:11.615 (2)	0.346	73.63	14:46:57.141
6 -	2:11.269 (1)		73.82	14:49:08.410
7 -	2:12.435 (3)	1.166	73.17	14:51:20.845

P24 510 Kieran BARKER				
LAP	LAP TIME	DIFF	MPH	TIME OF DAY
1 -	2:24.926	13.834	66.87	14:38:05.856
2 -	2:14.551	3.459	72.02	14:40:20.407
3 -	2:13.604	2.512	72.53	14:42:34.011
4 -	2:13.163	2.071	72.77	14:44:47.174
5 -	2:12.016 (3)	0.924	73.41	14:46:59.190
6 -	2:11.402 (2)	0.310	73.75	14:49:10.592
7 -	2:11.092 (1)		73.92	14:51:21.684

P25 109 Kate O'SULLIVAN				
LAP	LAP TIME	DIFF	MPH	TIME OF DAY
1 -	2:29.042	16.750	65.02	14:38:09.972
2 -	2:14.834	2.542	71.87	14:40:24.806
3 -	2:14.234	1.942	72.19	14:42:39.040
4 -	2:13.952 (3)	1.660	72.34	14:44:52.992
5 -	2:13.786 (2)	1.494	72.43	14:47:06.778
6 -	2:13.982	1.690	72.33	14:49:20.760
7 -	2:12.292 (1)		73.25	14:51:33.052

P26 711 Alan CRAGG				
LAP	LAP TIME	DIFF	MPH	TIME OF DAY
1 -	2:49.955	38.409	57.02	14:38:30.885
2 -	2:14.048	2.502	72.29	14:40:44.933
3 -	2:13.149	1.603	72.78	14:42:58.082
4 -	2:11.546 (1)		73.67	14:45:09.628
5 -	2:12.344 (2)	0.798	73.22	14:47:21.972
6 -	2:13.070 (3)	1.524	72.82	14:49:35.042
7 -	2:13.415	1.869	72.64	14:51:48.457

P27 27 Mark HARRINGTON				
LAP	LAP TIME	DIFF	MPH	TIME OF DAY
1 -	2:28.907	12.161	65.08	14:38:09.837
2 -	2:21.891	5.145	68.30	14:40:31.728
3 -	2:23.879	7.133	67.35	14:42:55.607
4 -	2:20.585	3.839	68.93	14:45:16.192
5 -	2:18.051 (3)	1.305	70.20	14:47:34.243
6 -	2:17.581 (2)	0.835	70.44	14:49:51.824
7 -	2:16.746 (1)		70.87	14:52:08.570

P28 169 Robert MILES				
LAP	LAP TIME	DIFF	MPH	TIME OF DAY
1 -	2:33.468	14.201	63.14	14:38:14.398
2 -	2:21.904 (3)	2.637	68.29	14:40:36.302
3 -	2:22.785	3.518	67.87	14:42:59.087
4 -	2:20.822 (2)	1.555	68.81	14:45:19.909
5 -	2:19.267 (1)		69.58	14:47:39.176
6 -	2:23.140	3.873	67.70	14:50:02.316
7 -	2:23.009	3.742	67.76	14:52:25.325

DIFF = Difference To Personal Best Lap

P29 666 Dominic CANN				
LAP	LAP TIME	DIFF	MPH	TIME OF DAY
1 -	2:18.425	12.429	70.01	14:37:59.355
2 -	2:07.682 (2)	1.686	75.90	14:40:07.037
3 -	2:09.213 (3)	3.217	75.00	14:42:16.250
4 -	2:05.996 (1)		76.91	14:44:22.246
5 -	2:36.876 P	30.880	61.77	14:46:59.122

P30 79 Tom MOORE				
LAP	LAP TIME	DIFF	MPH	TIME OF DAY
1 -	2:25.388	10.918	66.65	14:38:06.318
2 -	2:14.683 (3)	0.213	71.95	14:40:21.001
3 -	2:14.470 (1)		72.07	14:42:35.471
4 -	2:14.663 (2)	0.193	71.96	14:44:50.134
5 -	2:14.737	0.267	71.92	14:47:04.871

P31 145 Bradley CATLING				
LAP	LAP TIME	DIFF	MPH	TIME OF DAY
1 -	2:17.799	15.415	70.32	14:37:58.729
2 -	2:06.092 (2)	3.708	76.85	14:40:04.821
3 -	2:02.384 (1)		79.18	14:42:07.205

P32 95 Greg MARSHALL				
LAP	LAP TIME	DIFF	MPH	TIME OF DAY
1 -	2:18.827	10.661	69.80	14:37:59.757
2 -	2:08.166 (1)		75.61	14:40:07.923
3 -	2:08.519 (2)	0.353	75.40	14:42:16.442

P33 9 Paul TOLAND (C)				
LAP	LAP TIME	DIFF	MPH	TIME OF DAY
1 -	2:06.509	4.291	76.60	14:37:47.439
2 -	2:02.218 (1)		79.29	14:39:49.657

NG Road Racing - Rounds 1 & 2 @ Oulton Park

Mini Twins / Open 500

Race 11 - STATISTICS

Competitors Started	34
Planned Start	2024-03-23 @ 14:22:00.000
Actual Start	2024-03-23 @ 14:35:40.929
Finish Time	2024-03-23 @ 14:50:48.825
Track Length	2.6920mi.
Total Laps	234
Total Distance Covered	629.9346mi.

Session Fastest Lap History

NO	CL	NAME	LAP TIME	TIME OF DAY	LAP	VEHICLE
107	Open 500	Calum BEACH	1:52.835	14:39:32.950	2	Kawasaki ZXR 400
107	Open 500	Calum BEACH	1:51.674	14:41:24.624	3	Kawasaki ZXR 400
107	Open 500	Calum BEACH	1:51.442	14:43:16.065	4	Kawasaki ZXR 400

Session Leader History

NO	CL	NAME	FROM LAP	LAPS LED	DISTANCE	VEHICLE
107	Open 500	Calum BEACH	1	8	21.53 miles	Kawasaki ZXR 400

Flag History

TYPE	TIME OF DAY
GREEN	14:35:40.929
FINISH	14:50:48.825

Flag Statistics

TYPE	COUNT	TOTAL LAPS	TOTAL TIME
Green	1	8	17:40.009
Red	0	0	0.000
Safety Car	0	0	0.000
FCY	0	0	0.000

NG Road Racing - Rounds 1 & 2 @ Oulton Park

Mini Twins / Open 500

Race 11 - STATISTICS

CLASS : Mini Twins

20 Starters

Fastest Lap History

NO	NAME	LAP TIME	TIME OF DAY	LAP	VEHICLE
46	Joe WOODWARD	1:55.424	14:39:36.045	2	Suzuki SV 650
888	Brandon WRIGHT	1:54.890	14:41:33.265	3	Suzuki SV 650

Leader History

NO	NAME	FROM LAP	LAPS LED	DISTANCE	VEHICLE
46	Joe WOODWARD	1	8	21.53 miles	Suzuki SV 650

NG Road Racing - Rounds 1 & 2 @ Oulton Park

Mini Twins / Open 500

Race 11 - STATISTICS

CLASS : Open 500

14 Starters

Fastest Lap History

NO	NAME	LAP TIME	TIME OF DAY	LAP	VEHICLE
107	Calum BEACH	1:52.835	14:39:32.950	2	Kawasaki ZXR 400
107	Calum BEACH	1:51.674	14:41:24.624	3	Kawasaki ZXR 400
107	Calum BEACH	1:51.442	14:43:16.065	4	Kawasaki ZXR 400

Leader History

NO	NAME	FROM LAP	LAPS LED	DISTANCE	VEHICLE
107	Calum BEACH	1	8	21.53 miles	Kawasaki ZXR 400

NG Road Racing - Rounds 1 & 2 @ Oulton Park

Mini Twins / Open 500

Race 11 - GRID (8 Laps)



ROW 14				40	36 Fraser HEGINSON				
ROW 13	39	117 Daniel ROSSI		38	69 Francesco FARALDO	37	65 Alexander ROWAN		
ROW 12	36	5 Nick SANSOME		35	94 Liam WOOD		34	169 Robert MILES	
ROW 11		33	510 Kieran BARKER		32	27 Mark HARRINGTON		31	83 Ryan DONNELLY
ROW 10	30	95 Greg MARSHALL		29	79 Tom MOORE		28	109 Kate O'SULLIVAN	
ROW 9		27	711 Alan CRAGG		26	151 Brian MURPHY		25	10 Phil BARBER
ROW 8	24	988 Anthony NORTHOVER		23	78 Sean CRONE		22	52 Harry PELL	
ROW 7		21	666 Dominic CANN		20	11 Andy O'SULLIVAN		19	145 Bradley CATLING
ROW 6	18	413 Liam WALKER		17	51 Will LODER		16	56 David LESLIE	
ROW 5		15	59 Hayden RUSHTON		14	87 Anthony DOMMETT		13	191 Thomas BEDFORD
ROW 4	12	201 Max TAYLOR		11	888 Brandon WRIGHT		10	44 Marc BAYLISS	
ROW 3		9	29 Charlie BARNES		8	561 Joe THOMPSON		7	49 David STIFF
ROW 2	6	81 Scott LARKIN		5	107 Calum BEACH		4	9 Paul TOLAND	
ROW 1		3	67 Paul METCALFE (C)		2	28 Jamie INGHAM		1	46 Joe WOODWARD (C)
Pole									

These results are provisional until the conclusion of any judicial and technical matters.

Oulton Park International: 2.6920 miles

Clerk Of Course: Steve Bostock	Stewards:	Timekeeper: NG Timekeepers	
--------------------------------	-----------	----------------------------	--

Results can be found at www.tsl-timing.com

Printed - 10:56 Saturday, 23 March 2024

