



ROGERS

POULTRY SERVICES LTD

**FORMULA PROSTOCKS FP1, FP2,
FP3 & EVO / ROGERS POULTRY
NAKED STREETBIKE &
FORTIS BMW F900**



NG Road Racing – Round 1
Oulton Park International
23rd March 2024



Timing & Results Provided by Timing Solutions Ltd

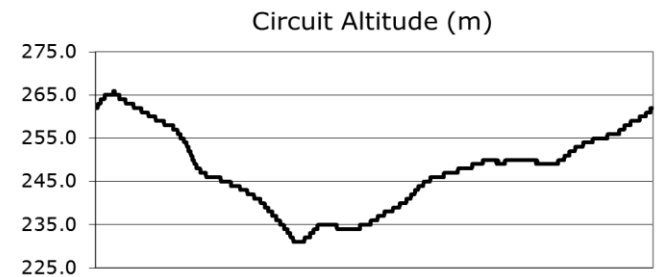
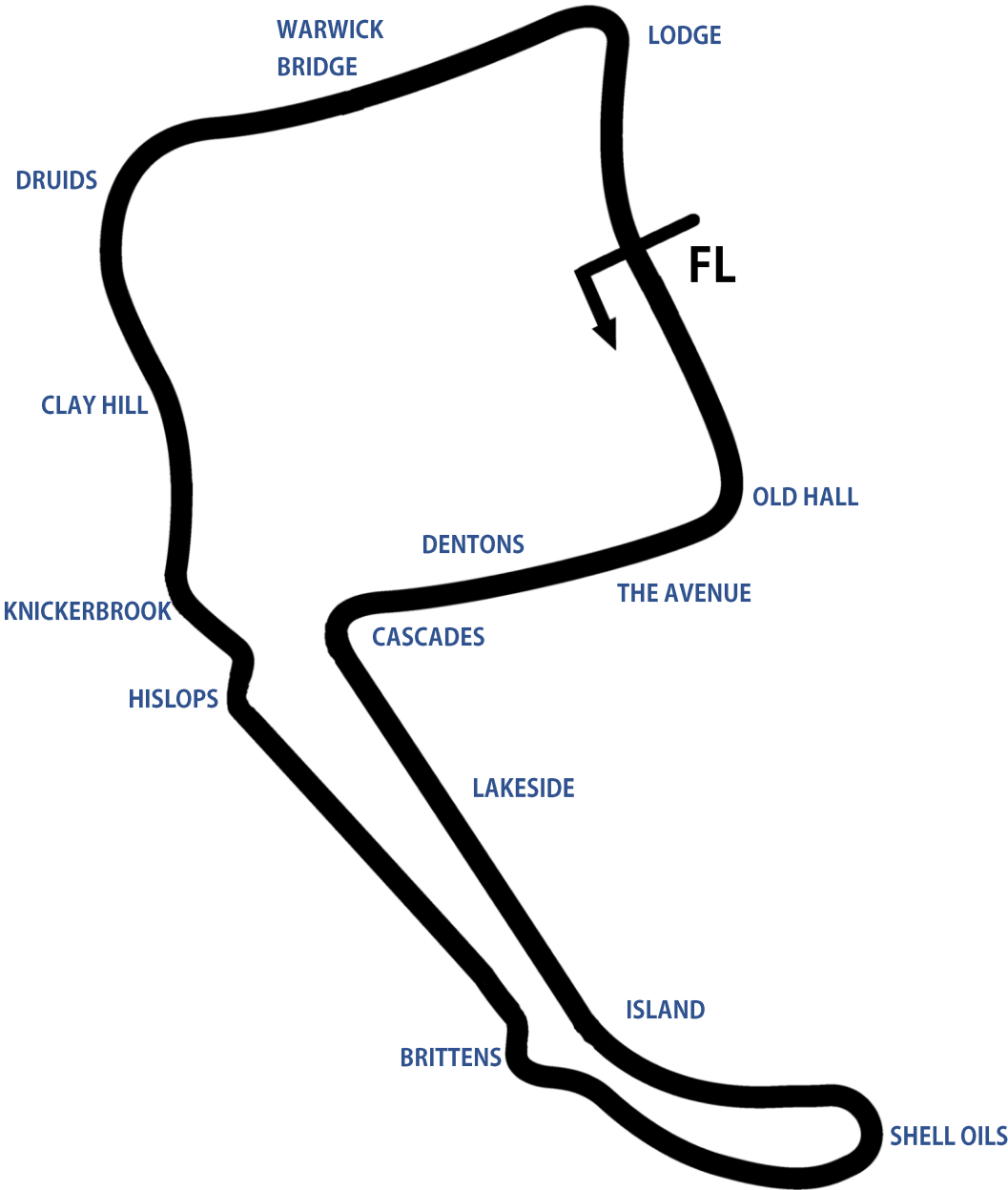
www.tsl-timing.com



OultonPark

Oulton Park International Circuit

Little Budworth, Tarporley, Cheshire, UK



Length	2.6920 miles 4.332 km 4332.4m		
FL		53.17997 N	2.61294 W
Pit Entry	4314m	53.18011 N	2.61306 W
Pit Exit	180m after FL	53.17836 N	2.61232 W
Pit Entry - Pit Exit	199m, 14.3s @ 50kph, 11.9s @ 60kph		

Results & Live Timing available at – www.tsl-timing.com

Updated - 24/01/2024 11:06

NG Road Racing - Rounds 1 & 2 @ Oulton Park

FPR FP1 / FP2 / FP3 / Evo / Naked Streetbike / BMW F900

Race 3 - CLASSIFICATION

Race Distance: 6 Laps / 16.15 miles



POS	NO	CL	PIC	NAME	ENTRY	LAPS	TIME	GAP	DIFF	MPH	BEST	ON	GRD	↑↓
1	59	NSB	1	Bobby VAREY	BMW F900 R - Preston	6	11:43.794			82.62	1:54.983	5	2	1
2	28	NSB	2	John DUDMAN	BMW F900 R - Dudman Electrical Services Ltd	6	11:45.284	1.490	1.490	82.44	1:55.560	5	4	2
3	99	NSB	3	James CLEARY	BMW F900 R - True Heroes Racing	6	11:50.318	6.524	5.034	81.86	1:56.884	4	3	0
4	9	FP3	1	Shaun HENNESSY	Yamaha YZF 750 - Hennessy Building Contractors	6	11:53.907	10.113	3.589	81.45	1:55.229	5	18	14
5	92	NSB	4	Gary CUTTS	Triumph 765 - Mansfield	6	11:55.625	11.831	1.718	81.25	1:56.581	4	5	0
6	153	NSB	5	David GREENWOOD	Triumph 765 Triple - Hapton	6	11:59.797	16.003	4.172	80.78	1:58.022	5	7	1
7	12	FP2	1	Lee MARKS	Ducati 749 - Louigi moto	6	12:07.110	23.316	7.313	79.97	1:55.459	6	20	13
8	191	NSB	6	Simon BASTABLE	BMW F900 R - WSC Performance / Wincanton MSport	6	12:07.928	24.134	0.818	79.88	1:56.732	6	1	-7
9	16	NSB	7	Jamie HANKS-ELLIOTT	BMW F900 R - Hanks Racing	6	12:08.885	25.091	0.957	79.77	1:56.828	6	8	-1
10	97	FP3	2	Keith CLARKE	Honda vfr750 - Shefford	6	12:14.880	31.086	5.995	79.12	1:58.410	6	27	17
11	119	FP3	3	Alun BROOKS	Suzuki GSXR 750 - Team BBR	6	12:20.116	36.322	5.236	78.56	1:58.877	6	25	14
12	156	FP3	4	Philip BLACKMORE	Yamaha R1 - GHSC LTD	6	12:20.577	36.783	0.461	78.51	1:58.797	2	16	4
13	6	FP3	5	Nick WILLIAMSON (C)	Honda SP1 - RBM Industrial	6	12:20.603	36.809	0.026	78.51	1:57.443	6	17	4
14	8	NSB	8	Mark EVANS	BMW F900 R - TITAN BEDS	6	12:22.231	38.437	1.628	78.34	1:59.493	3	9	-5
15	125	FP3	6	Haydon SMITH	Kawasaki ZXR 750 - Shelf & Rail co	6	12:25.552	41.758	3.321	77.99	2:02.015	3	33	18
16	19	FP3	7	Daniel KIFT	Yamaha R1 - D K Services	6	12:25.625	41.831	0.073	77.98	2:01.810	5	12	-4
17	83	NSB	9	Joe WALTON	BMW F900 R - KBP Racing	6	12:26.044	42.250	0.419	77.94	2:02.352	3	11	-6
18	146	FP3	8	David MORGAN	Yamaha R1 - Brynmawr	6	12:26.133	42.339	0.089	77.93	1:58.955	4	14	-4
19	991	NSB	10	Daniel CLEARY	BMW F900 R - True Heroes Racing	6	12:28.346	44.552	2.213	77.70	2:01.926	4	6	-13
20	48	FP3	9	Gareth SUTTON	Kawasaki ZXR 750 - G Sutton Electrical Services Ltd.	6	12:41.880	58.086	13.534	76.32	2:02.339	3	24	4
21	100	FP3	10	Hefyn OWEN	Yamaha FZ 750 - Motorcycle Photography Racing	6	12:48.710	1:04.916	6.830	75.64	2:01.708	5	32	11
22	217	FP2	2	Jonathan FOSTER	Aprilia RSVR 1000 - J-m-f building services Ltd	6	12:50.184	1:06.390	1.474	75.49	2:02.856	5	29	7
23	79	FP3	11	Ian AGNEW	Yamaha YZF 750 - Bathroom & Shower Centre Swindon	6	12:52.065	1:08.271	1.881	75.31	2:03.819	5	21	-2
24	58	NSB	11	Grant DAVIES	Suzuki Bandit 600 - WWW Racing	6	13:10.730	1:26.936	18.665	73.53	2:06.883	6	35	11
25	64	FP1	1	Andy GREEN	Harris Magnum - AG Transport	6	13:19.428	1:35.634	8.698	72.73	2:10.228	5	22	-3
26	234	FP2	3	Scott PREECE	Honda SP1 - Preece/ White/ Kennedy	6	13:20.335	1:36.541	0.907	72.65	2:10.412	4	28	2
27	154	FP3	12	Andy BOULTON	Yamaha R1 - apl Heating Ltd	6	13:26.083	1:42.289	5.748	72.13	2:08.675	5	15	-12
28	96	NSB	12	Craig HARRIS	Suzuki Bandit 600 - Billinghay MOT Center	6	13:33.844	1:50.050	7.761	71.44	2:10.116	5	10	-18

NOT CLASSIFIED

DNF	23	FP3		Simon BASTOW	Suzuki GSXR 750 - Batley	1	2:50.956	5 Laps	5 Laps	56.68				26
-----	----	-----	--	--------------	--------------------------	---	----------	--------	--------	-------	--	--	--	----

FASTEST LAP

59	NSB			Bobby VAREY	BMW F900 R - Preston	5	1:54.983			84.28 mph	135.64 kph			
9	FP3			Shaun HENNESSY	Yamaha YZF 750 - Hennessy Building Contractors	5	1:55.229			84.10 mph	135.35 kph			
12	FP2			Lee MARKS	Ducati 749 - Louigi moto	6	1:55.459			83.93 mph	135.08 kph			
64	FP1			Andy GREEN	Harris Magnum - AG Transport	5	2:10.228			74.41 mph	119.76 kph			

Comments:

Class NSB - 92.5% of Race Speed = 76.42 mph
 Class FP3 - 92.5% of Race Speed = 75.34 mph
 Class FP2 - 92.5% of Race Speed = 73.97 mph
 Class FP1 - 92.5% of Race Speed = 67.27 mph

Weather / Track : Cloudy / Damp

These results are provisional until the conclusion of any judicial and technical matters.

Date: 23/03/2024 Start: 10:57 Finish: 11:09

Oulton Park International: 2.6920 miles

Clerk Of Course: Steve Bostock	Stewards:	Timekeeper: NG Timekeepers	
--------------------------------	-----------	----------------------------	--

Results can be found at www.tsl-timing.com

Printed - 11:13 Saturday, 23 March 2024



NG Road Racing - Rounds 1 & 2 @ Oulton Park

FPR FP1 / FP2 / FP3 / Evo / Naked Streetbike / BMW F900

Race 3 - LAP CHART

LAP 1 @ 10:59:24.414			LAP 3 @ 11:03:18.642			LAP 5 @ 11:07:09.863		
NO	BEHIND	LAP TIME	NO	BEHIND	LAP TIME	NO	BEHIND	LAP TIME
99		2:03.248	59		1:57.022	59		1:54.983
59	0.085	2:03.333	28	0.745	1:56.911	28	0.782	1:55.560
28	0.866	2:04.114	99	0.900	1:57.833	99	3.763	1:57.200
92	4.139	2:07.387	92	5.993	1:56.699	9	9.271	1:55.229
153	4.241	2:07.489	153	7.846	1:58.707	92	9.353	1:58.000
191	4.609	2:07.857	9	9.815	1:56.804	153	12.716	1:58.022
156	5.419	2:08.667	156	11.133	2:01.145	191	22.499	1:59.269
8	6.544	2:09.792	8	13.173	1:59.493	12	22.954	1:59.411
19	7.462	2:10.710	191	13.346	2:01.260	16	23.360	1:59.826
83	7.566	2:10.814	16	16.015	1:59.727	156	27.527	2:05.236
16	7.795	2:11.043	12	17.077	1:59.587	97	27.773	1:59.332
9	7.854	2:11.102	19	18.868	2:02.840	8	28.824	2:05.469
125	9.251	2:12.499	83	19.641	2:02.352	119	32.542	2:01.135
12	9.424	2:12.672	125	19.909	2:02.015	125	33.572	2:02.278
991	10.741	2:13.989	97	20.294	1:58.957	83	34.323	2:02.494
119	11.392	2:14.640	119	20.458	2:00.686	19	34.423	2:01.810
97	13.279	2:16.527	991	24.139	2:02.885	6	34.463	1:57.668
79	14.302	2:17.550	6	28.646	2:00.639	991	37.039	2:02.195
146	15.244	2:18.492	146	30.520	2:02.648	146	37.822	1:59.568
6	15.425	2:18.673	48	33.119	2:02.339	48	49.343	2:04.437
48	15.751	2:18.999	79	38.591	2:07.643	79	56.282	2:03.819
100	18.454	2:21.702	100	39.691	2:05.838	100	56.326	2:01.708
64	19.769	2:23.017	217	40.331	2:06.139	217	57.844	2:02.856
217	19.887	2:23.135	64	48.311	2:11.918	58	1:15.150	2:07.531
234	20.659	2:23.907	234	48.734	2:11.716	64	1:17.558	2:10.228
58	23.114	2:26.362	58	49.777	2:09.815	234	1:18.955	2:11.030
154	27.298	2:30.546	154	1:00.737	2:11.570	154	1:27.499	2:08.675
96	36.011	2:39.259	96	1:04.969	2:10.213	96	1:34.005	2:10.116
23	47.708	2:50.956 P						

LAP 2 @ 11:01:21.620			LAP 4 @ 11:05:14.880			LAP 6 @ 11:09:04.960		
NO	BEHIND	LAP TIME	NO	BEHIND	LAP TIME	NO	BEHIND	LAP TIME
59		1:57.121	59		1:56.238	59		1:55.097
99	0.089	1:57.295	28	0.205	1:55.698	28	1.490	1:55.805
28	0.856	1:57.196	99	1.546	1:56.884	99	6.524	1:57.858
153	6.161	1:59.126	92	6.336	1:56.581	9	10.113	1:55.939
92	6.316	1:59.383	9	9.025	1:55.448	92	11.831	1:57.575
156	7.010	1:58.797	153	9.677	1:58.069	153	16.003	1:58.384
191	9.108	2:01.705	156	17.274	2:02.379	12	23.316	1:55.459
9	10.033	1:59.385	191	18.213	2:01.105	191	24.134	1:56.732
8	10.702	2:01.364	8	18.338	2:01.403	16	25.091	1:56.828
19	13.050	2:02.794	16	18.517	1:58.740	97	31.086	1:58.410
16	13.310	2:02.721	12	18.526	1:57.687	119	36.322	1:58.877
83	14.311	2:03.951	97	23.424	1:59.368	156	36.783	2:04.353
12	14.512	2:02.294	125	26.277	2:02.606	6	36.809	1:57.443
125	14.916	2:02.871	119	26.390	2:02.170	8	38.437	2:04.710
119	16.794	2:02.608	83	26.812	2:03.409	125	41.758	2:03.283
991	18.276	2:04.741	19	27.596	2:04.966	19	41.831	2:02.505
97	18.359	2:02.286	991	29.827	2:01.926	83	42.250	2:03.024
146	24.894	2:06.856	6	31.778	1:59.370	146	42.339	1:59.614
6	25.029	2:06.810	146	33.237	1:58.955	991	44.552	2:02.610
48	27.802	2:09.257	48	39.889	2:03.008	48	58.086	2:03.840
79	27.970	2:10.874	79	47.446	2:05.093	100	1:04.916	2:03.687
100	30.875	2:09.627	100	49.601	2:06.148	217	1:06.390	2:03.643
217	31.214	2:08.533	217	49.971	2:05.878	79	1:08.271	2:07.086
64	33.415	2:10.852	64	1:02.313	2:10.240	58	1:26.936	2:06.883
234	34.040	2:10.587	58	1:02.602	2:09.063	64	1:35.634	2:13.173
58	36.984	2:11.076	234	1:02.908	2:10.412	234	1:36.541	2:12.683
154	46.189	2:16.097	154	1:13.807	2:09.308	154	1:42.289	2:09.887
96	51.778	2:12.973	96	1:18.872	2:10.141	96	1:50.050	2:11.142

Weather / Track : Cloudy / Damp

Results can be found at www.tsl-timing.com

Oulton Park International: 2.6920 miles
Date: 23/03/2024 Start: 10:57 Finish: 11:09

Printed - 11:13 Saturday, 23 March 2024

NG Road Racing - Rounds 1 & 2 @ Oulton Park

FPR FP1 / FP2 / FP3 / Evo / Naked Streetbike / BMW F900

Race 3 - LAP ANALYSIS

DIFF = Difference To Personal Best Lap

P1 59 Bobby VAREY				
LAP	LAP TIME	DIFF	MPH	TIME OF DAY
1 -	2:03.333	8.350	78.57	10:59:24.499
2 -	1:57.121	2.138	82.74	11:01:21.620
3 -	1:57.022	2.039	82.81	11:03:18.642
4 -	1:56.238 (3)	1.255	83.37	11:05:14.880
5 -	1:54.983 (1)	84.28	84.28	11:07:09.863
6 -	1:55.097 (2)	0.114	84.20	11:09:04.960

P2 28 John DUDMAN				
LAP	LAP TIME	DIFF	MPH	TIME OF DAY
1 -	2:04.114	8.554	78.08	10:59:25.280
2 -	1:57.196	1.636	82.69	11:01:22.476
3 -	1:56.911	1.351	82.89	11:03:19.387
4 -	1:55.698 (2)	0.138	83.76	11:05:15.085
5 -	1:55.560 (1)	83.86	83.86	11:07:10.645
6 -	1:55.805 (3)	0.245	83.68	11:09:06.450

P3 99 James CLEARY				
LAP	LAP TIME	DIFF	MPH	TIME OF DAY
1 -	2:03.248	6.364	78.63	10:59:24.414
2 -	1:57.295 (3)	0.411	82.62	11:01:21.709
3 -	1:57.833	0.949	82.24	11:03:19.542
4 -	1:56.884 (1)	82.91	82.91	11:05:16.426
5 -	1:57.200 (2)	0.316	82.69	11:07:13.626
6 -	1:57.858	0.974	82.22	11:09:11.484

P4 9 Shaun HENNESSY				
LAP	LAP TIME	DIFF	MPH	TIME OF DAY
1 -	2:11.102	15.873	73.92	10:59:32.268
2 -	1:59.385	4.156	81.17	11:01:31.653
3 -	1:56.804	1.575	82.97	11:03:28.457
4 -	1:55.448 (2)	0.219	83.94	11:05:23.905
5 -	1:55.229 (1)	84.10	84.10	11:07:19.134
6 -	1:55.939 (3)	0.710	83.58	11:09:15.073

P5 92 Gary CUTTS				
LAP	LAP TIME	DIFF	MPH	TIME OF DAY
1 -	2:07.387	10.806	76.07	10:59:28.553
2 -	1:59.383	2.802	81.17	11:01:27.936
3 -	1:56.699 (2)	0.118	83.04	11:03:24.635
4 -	1:56.581 (1)	83.12	83.12	11:05:21.216
5 -	1:58.000	1.419	82.12	11:07:19.216
6 -	1:57.575 (3)	0.994	82.42	11:09:16.791

P6 153 David GREENWOOD				
LAP	LAP TIME	DIFF	MPH	TIME OF DAY
1 -	2:07.489	9.467	76.01	10:59:28.655
2 -	1:59.126	1.104	81.35	11:01:27.781
3 -	1:58.707	0.685	81.64	11:03:26.488
4 -	1:58.069 (2)	0.047	82.08	11:05:24.557
5 -	1:58.022 (1)	82.11	82.11	11:07:22.579
6 -	1:58.384 (3)	0.362	81.86	11:09:20.963

P7 12 Lee MARKS				
LAP	LAP TIME	DIFF	MPH	TIME OF DAY
1 -	2:12.672	17.213	73.04	10:59:33.838
2 -	2:02.294	6.835	79.24	11:01:36.132
3 -	1:59.587	4.128	81.03	11:03:35.719

DIFF = Difference To Personal Best Lap

4 -	1:57.687 (2)	2.228	82.34	11:05:33.406
5 -	1:59.411 (3)	3.952	81.15	11:07:32.817
6 -	1:55.459 (1)	83.93	83.93	11:09:28.276

P8 191 Simon BASTABLE				
LAP	LAP TIME	DIFF	MPH	TIME OF DAY
1 -	2:07.857	11.125	75.79	10:59:29.023
2 -	2:01.705	4.973	79.62	11:01:30.728
3 -	2:01.260	4.528	79.92	11:03:31.988
4 -	2:01.105 (3)	4.373	80.02	11:05:33.093
5 -	1:59.269 (2)	2.537	81.25	11:07:32.362
6 -	1:56.732 (1)	83.02	83.02	11:09:29.094

P9 16 Jamie HANKS-ELLIOTT				
LAP	LAP TIME	DIFF	MPH	TIME OF DAY
1 -	2:11.043	14.215	73.95	10:59:32.209
2 -	2:02.721	5.893	78.97	11:01:34.930
3 -	1:59.727 (3)	2.899	80.94	11:03:34.657
4 -	1:58.740 (2)	1.912	81.61	11:05:33.397
5 -	1:59.826	2.998	80.87	11:07:33.223
6 -	1:56.828 (1)	82.95	82.95	11:09:30.051

P10 97 Keith CLARKE				
LAP	LAP TIME	DIFF	MPH	TIME OF DAY
1 -	2:16.527	18.117	70.98	10:59:37.693
2 -	2:02.286	3.876	79.25	11:01:39.979
3 -	1:58.957 (2)	0.547	81.46	11:03:38.936
4 -	1:59.368	0.958	81.18	11:05:38.304
5 -	1:59.332 (3)	0.922	81.21	11:07:37.636
6 -	1:58.410 (1)	81.84	81.84	11:09:36.046

P11 119 Alun BROOKS				
LAP	LAP TIME	DIFF	MPH	TIME OF DAY
1 -	2:14.640	15.763	71.97	10:59:35.806
2 -	2:02.608	3.731	79.04	11:01:38.414
3 -	2:00.686 (2)	1.809	80.30	11:03:39.100
4 -	2:02.170	3.293	79.32	11:05:41.270
5 -	2:01.135 (3)	2.258	80.00	11:07:42.405
6 -	1:58.877 (1)	81.52	81.52	11:09:41.282

P12 156 Philip BLACKMORE				
LAP	LAP TIME	DIFF	MPH	TIME OF DAY
1 -	2:08.667	9.870	75.32	10:59:29.833
2 -	1:58.797 (1)	81.57	81.57	11:01:28.630
3 -	2:01.145 (2)	2.348	79.99	11:03:29.775
4 -	2:02.379 (3)	3.582	79.19	11:05:32.154
5 -	2:05.236	6.439	77.38	11:07:37.390
6 -	2:04.353	5.556	77.93	11:09:41.743

P13 6 Nick WILLIAMSON (C)				
LAP	LAP TIME	DIFF	MPH	TIME OF DAY
1 -	2:18.673	21.230	69.88	10:59:39.839
2 -	2:06.810	9.367	76.42	11:01:46.649
3 -	2:00.639	3.196	80.33	11:03:47.288
4 -	1:59.370 (3)	1.927	81.18	11:05:46.658
5 -	1:57.668 (2)	0.225	82.36	11:07:44.326
6 -	1:57.443 (1)	82.51	82.51	11:09:41.769

NG Road Racing - Rounds 1 & 2 @ Oulton Park

FPR FP1 / FP2 / FP3 / Evo / Naked Streetbike / BMW F900

Race 3 - LAP ANALYSIS

DIFF = Difference To Personal Best Lap

P14 8 Mark EVANS				
LAP	LAP TIME	DIFF	MPH	TIME OF DAY
1 -	2:09.792	10.299	74.66	10:59:30.958
2 -	2:01.364 (2)	1.871	79.85	11:01:32.322
3 -	1:59.493 (1)		81.10	11:03:31.815
4 -	2:01.403 (3)	1.910	79.82	11:05:33.218
5 -	2:05.469	5.976	77.24	11:07:38.687
6 -	2:04.710	5.217	77.71	11:09:43.397

P15 125 Haydon SMITH				
LAP	LAP TIME	DIFF	MPH	TIME OF DAY
1 -	2:12.499	10.484	73.14	10:59:33.665
2 -	2:02.871	0.856	78.87	11:01:36.536
3 -	2:02.015 (1)		79.42	11:03:38.551
4 -	2:02.606 (3)	0.591	79.04	11:05:41.157
5 -	2:02.278 (2)	0.263	79.25	11:07:43.435
6 -	2:03.283	1.268	78.61	11:09:46.718

P16 19 Daniel KIFT				
LAP	LAP TIME	DIFF	MPH	TIME OF DAY
1 -	2:10.710	8.900	74.14	10:59:31.876
2 -	2:02.794 (3)	0.984	78.92	11:01:34.670
3 -	2:02.840	1.030	78.89	11:03:37.510
4 -	2:04.966	3.156	77.55	11:05:42.476
5 -	2:01.810 (1)		79.56	11:07:44.286
6 -	2:02.505 (2)	0.695	79.10	11:09:46.791

P17 83 Joe WALTON				
LAP	LAP TIME	DIFF	MPH	TIME OF DAY
1 -	2:10.814	8.462	74.08	10:59:31.980
2 -	2:03.951	1.599	78.18	11:01:35.931
3 -	2:02.352 (1)		79.20	11:03:38.283
4 -	2:03.409	1.057	78.52	11:05:41.692
5 -	2:02.494 (2)	0.142	79.11	11:07:44.186
6 -	2:03.024 (3)	0.672	78.77	11:09:47.210

P18 146 David MORGAN				
LAP	LAP TIME	DIFF	MPH	TIME OF DAY
1 -	2:18.492	19.537	69.97	10:59:39.658
2 -	2:06.856	7.901	76.39	11:01:46.514
3 -	2:02.648	3.693	79.01	11:03:49.162
4 -	1:58.955 (1)		81.47	11:05:48.117
5 -	1:59.568 (2)	0.613	81.05	11:07:47.685
6 -	1:59.614 (3)	0.659	81.02	11:09:47.299

P19 991 Daniel CLEARY				
LAP	LAP TIME	DIFF	MPH	TIME OF DAY
1 -	2:13.989	12.063	72.32	10:59:35.155
2 -	2:04.741	2.815	77.69	11:01:39.896
3 -	2:02.885	0.959	78.86	11:03:42.781
4 -	2:01.926 (1)		79.48	11:05:44.707
5 -	2:02.195 (2)	0.269	79.31	11:07:46.902
6 -	2:02.610 (3)	0.684	79.04	11:09:49.512

P20 48 Gareth SUTTON				
LAP	LAP TIME	DIFF	MPH	TIME OF DAY
1 -	2:18.999	16.660	69.72	10:59:40.165
2 -	2:09.257	6.918	74.97	11:01:49.422
3 -	2:02.339 (1)		79.21	11:03:51.761

DIFF = Difference To Personal Best Lap

4 -	2:03.008 (2)	0.669	78.78	11:05:54.769
5 -	2:04.437	2.098	77.88	11:07:59.206
6 -	2:03.840 (3)	1.501	78.25	11:10:03.046

P21 100 Hefyn OWEN				
LAP	LAP TIME	DIFF	MPH	TIME OF DAY
1 -	2:21.702	19.994	68.39	10:59:42.868
2 -	2:09.627	7.919	74.76	11:01:52.495
3 -	2:05.838 (3)	4.130	77.01	11:03:58.333
4 -	2:06.148	4.440	76.82	11:06:04.481
5 -	2:01.708 (1)		79.62	11:08:06.189
6 -	2:03.687 (2)	1.979	78.35	11:10:09.876

P22 217 Jonathan FOSTER				
LAP	LAP TIME	DIFF	MPH	TIME OF DAY
1 -	2:23.135	20.279	67.70	10:59:44.301
2 -	2:08.533	5.677	75.39	11:01:52.834
3 -	2:06.139	3.283	76.83	11:03:58.973
4 -	2:05.878 (3)	3.022	76.98	11:06:04.851
5 -	2:02.856 (1)		78.88	11:08:07.707
6 -	2:03.643 (2)	0.787	78.38	11:10:11.350

P23 79 Ian AGNEW				
LAP	LAP TIME	DIFF	MPH	TIME OF DAY
1 -	2:17.550	13.731	70.45	10:59:38.716
2 -	2:10.874	7.055	74.05	11:01:49.590
3 -	2:07.643	3.824	75.92	11:03:57.233
4 -	2:05.093 (2)	1.274	77.47	11:06:02.326
5 -	2:03.819 (1)		78.26	11:08:06.145
6 -	2:07.086 (3)	3.267	76.25	11:10:13.231

P24 58 Grant DAVIES				
LAP	LAP TIME	DIFF	MPH	TIME OF DAY
1 -	2:26.362	19.479	66.21	10:59:47.528
2 -	2:11.076	4.193	73.93	11:01:58.604
3 -	2:09.815	2.932	74.65	11:04:08.419
4 -	2:09.063 (3)	2.180	75.08	11:06:17.482
5 -	2:07.531 (2)	0.648	75.99	11:08:25.013
6 -	2:06.883 (1)		76.37	11:10:31.896

P25 64 Andy GREEN				
LAP	LAP TIME	DIFF	MPH	TIME OF DAY
1 -	2:23.017	12.789	67.76	10:59:44.183
2 -	2:10.852 (3)	0.624	74.06	11:01:55.035
3 -	2:11.918	1.690	73.46	11:04:06.953
4 -	2:10.240 (2)	0.012	74.41	11:06:17.193
5 -	2:10.228 (1)		74.41	11:08:27.421
6 -	2:13.173	2.945	72.77	11:10:40.594

P26 234 Scott PREECE				
LAP	LAP TIME	DIFF	MPH	TIME OF DAY
1 -	2:23.907	13.495	67.34	10:59:45.073
2 -	2:10.587 (2)	0.175	74.21	11:01:55.660
3 -	2:11.716	1.304	73.57	11:04:07.376
4 -	2:10.412 (1)		74.31	11:06:17.788
5 -	2:11.030 (3)	0.618	73.96	11:08:28.818
6 -	2:12.683	2.271	73.04	11:10:41.501

NG Road Racing - Rounds 1 & 2 @ Oulton Park

FPR FP1 / FP2 / FP3 / Evo / Naked Streetbike / BMW F900

Race 3 - LAP ANALYSIS

DIFF = Difference To Personal Best Lap

P27 154 Andy BOULTON				
LAP	LAP TIME	DIFF	MPH	TIME OF DAY
1 -	2:30.546	21.871	64.37	10:59:51.712
2 -	2:16.097	7.422	71.20	11:02:07.809
3 -	2:11.570	2.895	73.65	11:04:19.379
4 -	2:09.308 (2)	0.633	74.94	11:06:28.687
5 -	2:08.675 (1)		75.31	11:08:37.362
6 -	2:09.887 (3)	1.212	74.61	11:10:47.249

P28 96 Craig HARRIS				
LAP	LAP TIME	DIFF	MPH	TIME OF DAY
1 -	2:39.259	29.143	60.85	11:00:00.425
2 -	2:12.973	2.857	72.88	11:02:13.398
3 -	2:10.213 (3)	0.097	74.42	11:04:23.611
4 -	2:10.141 (2)	0.025	74.46	11:06:33.752
5 -	2:10.116 (1)		74.48	11:08:43.868
6 -	2:11.142	1.026	73.89	11:10:55.010

P29 23 Simon BASTOW				
LAP	LAP TIME	DIFF	MPH	TIME OF DAY
1 -	2:50.956 P		56.68	11:00:12.122

NG Road Racing - Rounds 1 & 2 @ Oulton Park

FPR FP1 / FP2 / FP3 / Evo / Naked Streetbike / BMW F900

Race 3 - STATISTICS

Competitors Started	29
Planned Start	2024-03-23 @ 10:54:00.000
Actual Start	2024-03-23 @ 10:57:21.165
Finish Time	2024-03-23 @ 11:09:04.959
Track Length	2.6920mi.
Total Laps	169
Total Distance Covered	454.9528mi.

Session Fastest Lap History

NO	CL	NAME	LAP TIME	TIME OF DAY	LAP	VEHICLE
59		Bobby VAREY	1:57.121	11:01:21.634	2	BMW F900 R
59		Bobby VAREY	1:57.022	11:03:18.655	3	BMW F900 R
28		John DUDMAN	1:56.911	11:03:19.415	3	BMW F900 R
92		Gary CUTTS	1:56.699	11:03:24.668	3	Triumph 765
59		Bobby VAREY	1:56.238	11:05:14.893	4	BMW F900 R
28		John DUDMAN	1:55.698	11:05:15.114	4	BMW F900 R
9	FP3	Shaun HENNESSY	1:55.448	11:05:23.919	4	Yamaha YZF 750
59		Bobby VAREY	1:54.983	11:07:09.876	5	BMW F900 R

Session Leader History

NO	CL	NAME	FROM LAP	LAPS LED	DISTANCE	VEHICLE
99		James CLEARY	1	1	2.69 miles	BMW F900 R
59		Bobby VAREY	2	5	13.46 miles	BMW F900 R

Flag History

TYPE	TIME OF DAY
GREEN	10:57:21.165
FINISH	11:09:04.959

Flag Statistics

TYPE	COUNT	TOTAL LAPS	TOTAL TIME
Green	1	6	14:24.463
Red	0	0	0.000
Safety Car	0	0	0.000
FCY	0	0	0.000

NG Road Racing - Rounds 1 & 2 @ Oulton Park

FPR FP1 / FP2 / FP3 / Evo / Naked Streetbike / BMW F900

Race 3 - STATISTICS

CLASS : FP1

1 Starters

Fastest Lap History

NO	NAME	LAP TIME	TIME OF DAY	LAP	VEHICLE
64	Andy GREEN	2:10.852	11:01:55.047	2	Harris Magnum
64	Andy GREEN	2:10.240	11:06:17.208	4	Harris Magnum
64	Andy GREEN	2:10.228	11:08:27.436	5	Harris Magnum

Leader History

NO	NAME	FROM LAP	LAPS LED	DISTANCE	VEHICLE
64	Andy GREEN	1	6	16.15 miles	Harris Magnum

NG Road Racing - Rounds 1 & 2 @ Oulton Park

FPR FP1 / FP2 / FP3 / Evo / Naked Streetbike / BMW F900

Race 3 - STATISTICS

CLASS : FP2

3 Starters

Fastest Lap History

NO	NAME	LAP TIME	TIME OF DAY	LAP	VEHICLE
12	Lee MARKS	2:02.294	11:01:36.141	2	Ducati 749
12	Lee MARKS	1:59.587	11:03:35.728	3	Ducati 749
12	Lee MARKS	1:57.687	11:05:33.406	4	Ducati 749
12	Lee MARKS	1:55.459	11:09:28.285	6	Ducati 749

Leader History

NO	NAME	FROM LAP	LAPS LED	DISTANCE	VEHICLE
12	Lee MARKS	1	6	16.15 miles	Ducati 749

NG Road Racing - Rounds 1 & 2 @ Oulton Park

FPR FP1 / FP2 / FP3 / Evo / Naked Streetbike / BMW F900

Race 3 - STATISTICS

CLASS : FP3

13 Starters

Fastest Lap History

NO	NAME	LAP TIME	TIME OF DAY	LAP	VEHICLE
156	Philip BLACKMORE	1:58.797	11:01:28.654	2	Yamaha R1
9	Shaun HENNESSY	1:56.804	11:03:28.471	3	Yamaha YZF 750
9	Shaun HENNESSY	1:55.448	11:05:23.919	4	Yamaha YZF 750
9	Shaun HENNESSY	1:55.229	11:07:19.150	5	Yamaha YZF 750

Leader History

NO	NAME	FROM LAP	LAPS LED	DISTANCE	VEHICLE
156	Philip BLACKMORE	1	2	5.38 miles	Yamaha R1
9	Shaun HENNESSY	3	4	10.76 miles	Yamaha YZF 750

NG Road Racing - Rounds 1 & 2 @ Oulton Park

FPR FP1 / FP2 / FP3 / Evo / Naked Streetbike / BMW F900

Race 3 - STATISTICS

CLASS : NSB

12 Starters

Fastest Lap History

NO	NAME	LAP TIME	TIME OF DAY	LAP	VEHICLE
59	Bobby VAREY	1:57.121	11:01:21.634	2	BMW F900 R
59	Bobby VAREY	1:57.022	11:03:18.655	3	BMW F900 R
28	John DUDMAN	1:56.911	11:03:19.415	3	BMW F900 R
92	Gary CUTTS	1:56.699	11:03:24.668	3	Triumph 765
59	Bobby VAREY	1:56.238	11:05:14.893	4	BMW F900 R
28	John DUDMAN	1:55.698	11:05:15.114	4	BMW F900 R
59	Bobby VAREY	1:54.983	11:07:09.876	5	BMW F900 R

Leader History


NO	NAME	FROM LAP	LAPS LED	DISTANCE	VEHICLE
99	James CLEARY	1	1	2.69 miles	BMW F900 R
59	Bobby VAREY	2	5	13.46 miles	BMW F900 R

NG Road Racing - Rounds 1 & 2 @ Oulton Park

FPR FP1 / FP2 / FP3 / Evo / Naked Streetbike / BMW F900

Race 3 - GRID (6 Laps)

ROW 13	39	58 Grant DAVIES			37	42 Jonathan PERRY	
ROW 12	36	125 Haydon SMITH	35	100 Hefyn OWEN	34	84 Neil BAINBRIDGE	
ROW 11		33	171 Gareth WILLIAMS	32	217 Jonathan FOSTER	31	234 Scott PREECE
ROW 10	30	97 Keith CLARKE	29	23 Simon BASTOW	28	119 Alun BROOKS	
ROW 9		27	48 Gareth SUTTON	26	31 Andrew HOWE	25	64 Andy GREEN
ROW 8	24	79 Ian AGNEW	23	12 Lee MARKS	22	36 Owen RICHARDSON	
ROW 7		21	9 Shaun HENNESSY	20	6 Nick WILLIAMSON (C)		
ROW 6	18	156 Philip BLACKMORE	17	154 Andy BOULTON	16	146 David MORGAN	
ROW 5		15	711 Jody LEES	14	19 Daniel KIFT		
ROW 4			11	83 Joe WALTON	10	96 Craig HARRIS	
ROW 3		9	8 Mark EVANS	8	16 Jamie HANKS-ELLIOTT	7	153 David GREENWOOD
ROW 2	6	991 Daniel CLEARY	5	92 Gary CUTTS	4	28 John DUDMAN	
ROW 1		3	99 James CLEARY	2	59 Bobby VAREY	1	191 Simon BASTABLE
							Pole



NG Road Racing - Rounds 1 & 2 @ Oulton Park

FPR FP1 / FP2 / FP3 / Evo / Naked Streetbike / BMW F900

Race 12 - CLASSIFICATION

Race Distance: 8 Laps / 21.53 miles



POS	NO	CL	PIC	NAME	ENTRY	LAPS	TIME	GAP	DIFF	MPH	BEST	ON	GRD	↑↓
1	59	NSB	1	Bobby VAREY	BMW F900 R - Preston	8	14:48.629			87.24	1:49.745	6	1	0
2	9	FP3	1	Shaun HENNESSY	Yamaha YZF 750 - Hennessy Building Contractors	8	14:49.910	1.281	1.281	87.12	1:49.246	7	4	2
3	42	FP3	2	Jonathan PERRY	Suzuki GSXR 750 - TDR Suzuki	8	14:57.655	9.026	7.745	86.36	1:49.596	8	35	32
4	99	NSB	2	James CLEARY	BMW F900 R - True Heroes Racing	8	15:04.476	15.847	6.821	85.71	1:51.554	8	3	-1
5	191	NSB	3	Simon BASTABLE	BMW F900 R - WSC Performance / Wincanton MSport	8	15:04.712	16.083	0.236	85.69	1:51.683	8	8	3
6	6	FP3	3	Nick WILLIAMSON (C)	Honda SP1 - RBM Industrial	8	15:12.368	23.739	7.656	84.97	1:51.513	7	13	7
7	79	FP3	4	Ian AGNEW	Yamaha YZF 750 - Bathroom & Shower Centre Swindon	8	15:12.734	24.105	0.366	84.94	1:50.685	8	23	16
8	12	FP2	1	Lee MARKS	Ducati 749 - Louigi moto	8	15:21.433	32.804	8.699	84.14	1:52.160	8	7	-1
9	83	NSB	4	Joe WALTON	BMW F900 R - KBP Racing	8	15:24.853	36.224	3.420	83.82	1:52.749	7	17	8
10	97	FP3	5	Keith CLARKE	Honda vfr750 - Shefford	8	15:25.241	36.612	0.388	83.79	1:54.255	5	10	0
11	125	FP3	6	Haydon SMITH	Kawasaki ZXR 750 - Shelf & Rail co	8	15:25.389	36.760	0.148	83.78	1:53.106	6	15	4
12	153	NSB	5	David GREENWOOD	Triumph 765 Triple - Hapton	8	15:25.864	37.235	0.475	83.73	1:54.477	3	6	-6
13	28	NSB	6	John DUDMAN	BMW F900 R - Dudman Electrical Services Ltd	8	15:26.434	37.805	0.570	83.68	1:54.120	2	2	-11
14	156	FP3	7	Philip BLACKMORE	Yamaha R1 - GHSC LTD	8	15:28.186	39.557	1.752	83.52	1:54.023	8	12	-2
15	8	NSB	7	Mark EVANS	BMW F900 R - TITAN BEDS	8	15:34.026	45.397	5.840	83.00	1:53.285	5	14	-1
16	146	FP3	8	David MORGAN	Yamaha R1 - Brynmawr	8	15:34.318	45.689	0.292	82.98	1:54.464	7	18	2
17	19	FP3	9	Daniel KIFT	Yamaha R1 - D K Services	8	16:00.756	1:12.127	26.438	80.69	1:57.600	6	16	-1
18	991	NSB	8	Daniel CLEARY	BMW F900 R - True Heroes Racing	8	16:06.554	1:17.925	5.798	80.21	1:58.791	8	19	1
19	100	FP3	10	Hefyn OWEN	Yamaha FZ 750 - Motorcycle Photography Racing	8	16:06.858	1:18.229	0.304	80.18	1:58.567	8	21	2
20	217	FP2	2	Jonathan FOSTER	Aprilia RSVR 1000 - J-m-f building services Ltd	8	16:15.360	1:26.731	8.502	79.48	2:00.001	7	22	2
21	48	FP3	11	Gareth SUTTON	Kawasaki ZXR 750 - G Sutton Electrical Services Ltd.	8	16:29.529	1:40.900	14.169	78.35	1:59.852	6	20	-1
22	64	FP1	1	Andy GREEN	Harris Magnum - AG Transport	7	14:49.826	1 Lap	1 Lap	76.23	2:04.162	2	25	3
23	234	FP2	3	Scott PREECE	Honda SP1 - Preece/ White/ Kennedy	7	14:50.844	1 Lap	1.018	76.15	2:03.005	2	26	3
24	96	NSB	9	Craig HARRIS	Suzuki Bandit 600 - Billinghay MOT Center	7	14:51.132	1 Lap	0.288	76.12	2:04.556	2	28	4
25	58	NSB	10	Grant DAVIES	Suzuki Bandit 600 - WWW Racing	7	14:51.224	1 Lap	0.092	76.11	2:04.649	6	24	-1

NOT CLASSIFIED

DNF	16	NSB		Jamie HANKS-ELLIOTT	BMW F900 R - Hanks Racing	5	9:44.221	3 Laps	2 Laps	82.94	1:54.480	2	9	
DNF	119	FP3		Alun BROOKS	Suzuki GSXR 750 - Team BBR	3	6:02.476	5 Laps	2 Laps	80.20	1:55.645	2	11	
DNF	92	NSB		Gary CUTTS	Triumph 765 - Mansfield	0								5

FASTEST LAP

	9	FP3		Shaun HENNESSY	Yamaha YZF 750 - Hennessy Building Contractors	7	1:49.246			88.71 mph	142.76 kph			
	59	NSB		Bobby VAREY	BMW F900 R - Preston	6	1:49.745			88.30 mph	142.11 kph			
	12	FP2		Lee MARKS	Ducati 749 - Louigi moto	8	1:52.160			86.40 mph	139.05 kph			
	64	FP1		Andy GREEN	Harris Magnum - AG Transport	2	2:04.162			78.05 mph	125.61 kph			

Comments:

8 - Mark Evans - 10 second penalty - jump start
 Class NSB - 92.5% of Race Speed = 80.69 mph
 Class FP3 - 92.5% of Race Speed = 80.58 mph
 Class FP2 - 92.5% of Race Speed = 77.82 mph
 Class FP1 - 92.5% of Race Speed = 70.51 mph

Weather / Track : Cloudy / Dry

These results are provisional until the conclusion of any judicial and technical matters.

Date: 23/03/2024 Start: 15:00 Finish: 15:15

Oulton Park International: 2.6920 miles

Clerk Of Course: Steve Bostock	Stewards:	Timekeeper: NG Timekeepers	
--------------------------------	-----------	----------------------------	--

Results can be found at www.tsl-timing.com

Printed - 15:23 Saturday, 23 March 2024



NG Road Racing - Rounds 1 & 2 @ Oulton Park

FPR FP1 / FP2 / FP3 / Evo / Naked Streetbike / BMW F900

Race 12 - LAP CHART

LAP 1 @ 15:02:13.718

NO	BEHIND	LAP TIME
9		1:55.574
59	0.577	1:56.151
99	2.356	1:57.930
191	2.449	1:58.023
153	4.446	2:00.020
28	4.819	2:00.393
97	5.149	2:00.723
156	5.825	2:01.399
12	6.361	2:01.935
119	6.621	2:02.195
8	7.595	2:03.169
83	8.025	2:03.599
42	8.100	2:03.674
16	8.198	2:03.772
125	8.654	2:04.228
6	8.758	2:04.332
79	9.642	2:05.216
991	11.459	2:07.033
19	11.636	2:07.210
146	11.840	2:07.414
100	12.747	2:08.321
48	13.357	2:08.931
64	15.463	2:11.037
217	15.492	2:11.066
234	17.825	2:13.399
96	19.739	2:15.313
58	20.167	2:15.741

LAP 2 @ 15:04:05.481

NO	BEHIND	LAP TIME
59		1:51.186
9	0.150	1:51.913
99	3.725	1:53.132
191	3.926	1:53.240
28	7.176	1:54.120
153	7.514	1:54.831
97	8.062	1:54.676
42	8.758	1:52.421
156	9.038	1:54.976
12	9.523	1:54.925
8	10.260	1:54.428
119	10.503	1:55.645
6	10.557	1:53.562
16	10.915	1:54.480
83	11.919	1:55.657
125	12.295	1:55.404
79	12.559	1:54.680
146	15.194	1:55.117
19	18.685	1:58.812
991	19.929	2:00.233
100	20.418	1:59.434
48	21.692	2:00.098
217	24.389	2:00.660
64	27.862	2:04.162
234	29.067	2:03.005
96	32.532	2:04.556
58	33.562	2:05.158

LAP 3 @ 15:05:56.197

NO	BEHIND	LAP TIME
59		1:50.716
9	0.210	1:50.776

99	5.677	1:52.668
191	5.962	1:52.752
42	9.506	1:51.464
153	11.275	1:54.477
28	11.665	1:55.205
97	12.923	1:55.577
12	13.380	1:54.573
6	13.677	1:53.835
156	14.485	1:56.163
8	15.173	1:55.629
16	15.300	1:55.101
83	16.075	1:54.872
79	16.270	1:54.427
125	16.757	1:55.178
146	20.674	1:56.196
119	24.423	2:04.636 P
19	26.179	1:58.210
100	30.107	2:00.405
991	30.609	2:01.396
48	33.211	2:02.235
217	34.388	2:00.715
64	43.383	2:06.237
234	43.611	2:05.260
58	48.553	2:05.707
96	49.107	2:07.291

LAP 4 @ 15:07:46.364

NO	BEHIND	LAP TIME
59		1:50.167
9	0.422	1:50.379
191	7.951	1:52.156
99	8.063	1:52.553
42	9.483	1:50.144
6	16.059	1:52.549
153	16.514	1:55.406
28	16.992	1:55.494
97	17.470	1:54.714
12	18.026	1:54.813
156	19.250	1:54.932
79	19.729	1:53.626
8	20.215	1:55.209
16	20.540	1:55.407
125	20.926	1:54.336
83	21.304	1:55.396
146	26.272	1:55.765
19	34.519	1:58.507
100	40.435	2:00.495
991	41.153	2:00.711
48	44.096	2:01.052
217	44.961	2:00.740
64	1:00.135	2:06.919
234	1:00.456	2:07.012
58	1:05.434	2:07.048
96	1:05.761	2:06.821

LAP 5 @ 15:09:36.586

NO	BEHIND	LAP TIME
59		1:50.222
9	0.392	1:50.192
42	9.142	1:49.881
99	10.433	1:52.592
191	10.668	1:52.939
6	18.237	1:52.400
153	21.287	1:54.995
97	21.503	1:54.255

28	21.753	1:54.983
12	21.939	1:54.135
79	21.971	1:52.464
8	23.278	1:53.285
156	25.009	1:55.981
125	25.351	1:54.647
16	25.779	1:55.461
83	26.252	1:55.170
146	31.145	1:55.095
19	43.520	1:59.223
100	50.014	1:59.801
991	50.594	1:59.663
48	54.023	2:00.149
217	55.656	2:00.917
64	1:17.202	2:07.289
234	1:17.444	2:07.210
58	1:20.989	2:05.777
96	1:21.452	2:05.913

LAP 6 @ 15:11:26.331

NO	BEHIND	LAP TIME
59		1:49.745
9	0.418	1:49.771
42	9.183	1:49.786
191	13.081	1:52.158
99	13.159	1:52.471
6	20.415	1:51.923
79	22.991	1:50.765
97	26.848	1:55.090
153	26.974	1:55.432
12	27.149	1:54.955
8	27.548	1:54.015
28	27.690	1:55.682
125	28.712	1:53.106
83	30.421	1:53.914
156	30.981	1:55.717
146	36.646	1:55.246
19	51.375	1:57.600
100	59.621	1:59.352
991	1:00.267	1:59.418
48	1:04.130	1:59.852
217	1:06.421	2:00.510
64	1:35.238	2:07.781
234	1:35.466	2:07.767
58	1:35.893	2:04.649
96	1:36.282	2:04.575

LAP 7 @ 15:13:15.995

NO	BEHIND	LAP TIME
9		1:49.246
59	0.411	1:50.075
42	10.208	1:50.689
99	15.071	1:51.576
191	15.178	1:51.761
6	22.264	1:51.513
79	24.198	1:50.871
12	31.422	1:53.937
97	31.658	1:54.474
153	32.286	1:54.976
8	32.639	1:54.755
125	32.951	1:53.903
28	33.288	1:55.262
83	33.506	1:52.749
156	36.312	1:54.995
146	41.446	1:54.464

LAP 8 @ 15:15:06.773

NO	BEHIND	LAP TIME
59		1:50.367
64	1 Lap	2:06.401
9	1.281	1:52.059
234	1 Lap	2:07.191
96	1 Lap	2:06.663
58	1 Lap	2:07.144
42	9.026	1:49.596
99	15.847	1:51.554
191	16.083	1:51.683
6	23.739	1:52.253
79	24.105	1:50.685
12	32.804	1:52.160
8	35.397	1:53.536
83	36.224	1:53.496
97	36.612	1:55.732
125	36.760	1:54.587
153	37.235	1:55.727
28	37.805	1:55.295
156	39.557	1:54.023
146	45.689	1:55.021
19	1:12.127	2:01.111
991	1:17.925	1:58.791
100	1:18.229	1:58.567
217	1:26.731	2:00.751
48	1:40.900	2:17.182

NG Road Racing - Rounds 1 & 2 @ Oulton Park

FPR FP1 / FP2 / FP3 / Evo / Naked Streetbike / BMW F900

Race 12 - LAP ANALYSIS

DIFF = Difference To Personal Best Lap

P1 59 Bobby VAREY				
LAP	LAP TIME	DIFF	MPH	TIME OF DAY
1 -	1:56.151	6.406	83.43	15:02:14.295
2 -	1:51.186	1.441	87.16	15:04:05.481
3 -	1:50.716	0.971	87.53	15:05:56.197
4 -	1:50.167 (3)	0.422	87.96	15:07:46.364
5 -	1:50.222	0.477	87.92	15:09:36.586
6 -	1:49.745 (1)		88.30	15:11:26.331
7 -	1:50.075 (2)	0.330	88.04	15:13:16.406
8 -	1:50.367	0.622	87.80	15:15:06.773

P2 9 Shaun HENNESSY				
LAP	LAP TIME	DIFF	MPH	TIME OF DAY
1 -	1:55.574	6.328	83.85	15:02:13.718
2 -	1:51.913	2.667	86.59	15:04:05.631
3 -	1:50.776	1.530	87.48	15:05:56.407
4 -	1:50.379	1.133	87.80	15:07:46.786
5 -	1:50.192 (3)	0.946	87.94	15:09:36.978
6 -	1:49.771 (2)	0.525	88.28	15:11:26.749
7 -	1:49.246 (1)		88.71	15:13:15.995
8 -	1:52.059	2.813	86.48	15:15:08.054

P3 42 Jonathan PERRY				
LAP	LAP TIME	DIFF	MPH	TIME OF DAY
1 -	2:03.674	14.078	78.36	15:02:21.818
2 -	1:52.421	2.825	86.20	15:04:14.239
3 -	1:51.464	1.868	86.94	15:06:05.703
4 -	1:50.144	0.548	87.98	15:07:55.847
5 -	1:49.881 (3)	0.285	88.19	15:09:45.728
6 -	1:49.786 (2)	0.190	88.27	15:11:35.514
7 -	1:50.689	1.093	87.55	15:13:26.203
8 -	1:49.596 (1)		88.42	15:15:15.799

P4 99 James CLEARY				
LAP	LAP TIME	DIFF	MPH	TIME OF DAY
1 -	1:57.930	6.376	82.17	15:02:16.074
2 -	1:53.132	1.578	85.66	15:04:09.206
3 -	1:52.668	1.114	86.01	15:06:01.874
4 -	1:52.553	0.999	86.10	15:07:54.427
5 -	1:52.592	1.038	86.07	15:09:47.019
6 -	1:52.471 (3)	0.917	86.16	15:11:39.490
7 -	1:51.576 (2)	0.022	86.85	15:13:31.066
8 -	1:51.554 (1)		86.87	15:15:22.620

P5 191 Simon BASTABLE				
LAP	LAP TIME	DIFF	MPH	TIME OF DAY
1 -	1:58.023	6.340	82.11	15:02:16.167
2 -	1:53.240	1.557	85.58	15:04:09.407
3 -	1:52.752	1.069	85.95	15:06:02.159
4 -	1:52.156 (3)	0.473	86.40	15:07:54.315
5 -	1:52.939	1.256	85.81	15:09:47.254
6 -	1:52.158	0.475	86.40	15:11:39.412
7 -	1:51.761 (2)	0.078	86.71	15:13:31.173
8 -	1:51.683 (1)		86.77	15:15:22.856

P6 6 Nick WILLIAMSON (C)				
LAP	LAP TIME	DIFF	MPH	TIME OF DAY
1 -	2:04.332	12.819	77.94	15:02:22.476
2 -	1:53.562	2.049	85.33	15:04:16.038
3 -	1:53.835	2.322	85.13	15:06:09.874

DIFF = Difference To Personal Best Lap

4 -	1:52.549	1.036	86.10	15:08:02.423
5 -	1:52.400	0.887	86.22	15:09:54.823
6 -	1:51.923 (2)	0.410	86.58	15:11:46.746
7 -	1:51.513 (1)		86.90	15:13:38.259
8 -	1:52.253 (3)	0.740	86.33	15:15:30.512

P7 79 Ian AGNEW				
LAP	LAP TIME	DIFF	MPH	TIME OF DAY
1 -	2:05.216	14.531	77.39	15:02:23.360
2 -	1:54.680	3.995	84.50	15:04:18.040
3 -	1:54.427	3.742	84.69	15:06:12.467
4 -	1:53.626	2.941	85.29	15:08:06.093
5 -	1:52.464	1.779	86.17	15:09:58.557
6 -	1:50.765 (2)	0.080	87.49	15:11:49.322
7 -	1:50.871 (3)	0.186	87.41	15:13:40.193
8 -	1:50.685 (1)		87.55	15:15:30.878

P8 12 Lee MARKS				
LAP	LAP TIME	DIFF	MPH	TIME OF DAY
1 -	2:01.935	9.775	79.47	15:02:20.079
2 -	1:54.925	2.765	84.32	15:04:15.004
3 -	1:54.573	2.413	84.58	15:06:09.577
4 -	1:54.813	2.653	84.40	15:08:04.390
5 -	1:54.135 (3)	1.975	84.91	15:09:58.525
6 -	1:54.955	2.795	84.30	15:11:53.480
7 -	1:53.937 (2)	1.777	85.05	15:13:47.417
8 -	1:52.160 (1)		86.40	15:15:39.577

P9 83 Joe WALTON				
LAP	LAP TIME	DIFF	MPH	TIME OF DAY
1 -	2:03.599	10.850	78.40	15:02:21.743
2 -	1:55.657	2.908	83.79	15:04:17.400
3 -	1:54.872	2.123	84.36	15:06:12.272
4 -	1:55.396	2.647	83.98	15:08:07.668
5 -	1:55.170	2.421	84.14	15:10:02.838
6 -	1:53.914 (3)	1.165	85.07	15:11:56.752
7 -	1:52.749 (1)		85.95	15:13:49.501
8 -	1:53.496 (2)	0.747	85.38	15:15:42.997

P10 97 Keith CLARKE				
LAP	LAP TIME	DIFF	MPH	TIME OF DAY
1 -	2:00.723	6.468	80.27	15:02:18.867
2 -	1:54.676 (3)	0.421	84.51	15:04:13.543
3 -	1:55.577	1.322	83.85	15:06:09.120
4 -	1:54.714	0.459	84.48	15:08:03.834
5 -	1:54.255 (1)		84.82	15:09:58.089
6 -	1:55.090	0.835	84.20	15:11:53.179
7 -	1:54.474 (2)	0.219	84.65	15:13:47.653
8 -	1:55.732	1.477	83.73	15:15:43.385

P11 125 Haydon SMITH				
LAP	LAP TIME	DIFF	MPH	TIME OF DAY
1 -	2:04.228	11.122	78.01	15:02:22.372
2 -	1:55.404	2.298	83.97	15:04:17.776
3 -	1:55.178	2.072	84.14	15:06:12.954
4 -	1:54.336 (3)	1.230	84.76	15:08:07.290
5 -	1:54.647	1.541	84.53	15:10:01.937
6 -	1:53.106 (1)		85.68	15:11:55.043
7 -	1:53.903 (2)	0.797	85.08	15:13:48.946
8 -	1:54.587	1.481	84.57	15:15:43.533

NG Road Racing - Rounds 1 & 2 @ Oulton Park

FPR FP1 / FP2 / FP3 / Evo / Naked Streetbike / BMW F900

Race 12 - LAP ANALYSIS

DIFF = Difference To Personal Best Lap

P12 153 David GREENWOOD				
LAP	LAP TIME	DIFF	MPH	TIME OF DAY
1 -	2:00.020	5.543	80.74	15:02:18.164
2 -	1:54.831 (2)	0.354	84.39	15:04:12.995
3 -	1:54.477 (1)		84.65	15:06:07.472
4 -	1:55.406	0.929	83.97	15:08:02.878
5 -	1:54.995	0.518	84.27	15:09:57.873
6 -	1:55.432	0.955	83.95	15:11:53.305
7 -	1:54.976 (3)	0.499	84.28	15:13:48.281
8 -	1:55.727	1.250	83.74	15:15:44.008

P13 28 John DUDMAN				
LAP	LAP TIME	DIFF	MPH	TIME OF DAY
1 -	2:00.393	6.273	80.49	15:02:18.537
2 -	1:54.120 (1)		84.92	15:04:12.657
3 -	1:55.205 (3)	1.085	84.12	15:06:07.862
4 -	1:55.494	1.374	83.91	15:08:03.356
5 -	1:54.983 (2)	0.863	84.28	15:09:58.339
6 -	1:55.682	1.562	83.77	15:11:54.021
7 -	1:55.262	1.142	84.08	15:13:49.283
8 -	1:55.295	1.175	84.05	15:15:44.578

P14 156 Philip BLACKMORE				
LAP	LAP TIME	DIFF	MPH	TIME OF DAY
1 -	2:01.399	7.376	79.83	15:02:19.543
2 -	1:54.976 (3)	0.953	84.28	15:04:14.519
3 -	1:56.163	2.140	83.42	15:06:10.682
4 -	1:54.932 (2)	0.909	84.32	15:08:05.614
5 -	1:55.981	1.958	83.55	15:10:01.595
6 -	1:55.717	1.694	83.75	15:11:57.312
7 -	1:54.995	0.972	84.27	15:13:52.307
8 -	1:54.023 (1)		84.99	15:15:46.330

P15 8 Mark EVANS				
LAP	LAP TIME	DIFF	MPH	TIME OF DAY
1 -	2:03.169	9.884	78.68	15:02:21.313
2 -	1:54.428	1.143	84.69	15:04:15.741
3 -	1:55.629	2.344	83.81	15:06:11.370
4 -	1:55.209	1.924	84.11	15:08:06.579
5 -	1:53.285 (1)		85.54	15:09:59.864
6 -	1:54.015 (3)	0.730	85.00	15:11:53.879
7 -	1:54.755	1.470	84.45	15:13:48.634
8 -	1:53.536 (2)	0.251	85.35	15:15:42.170

P16 146 David MORGAN				
LAP	LAP TIME	DIFF	MPH	TIME OF DAY
1 -	2:07.414	12.950	76.06	15:02:25.558
2 -	1:55.117	0.653	84.18	15:04:20.675
3 -	1:56.196	1.732	83.40	15:06:16.871
4 -	1:55.765	1.301	83.71	15:08:12.636
5 -	1:55.095 (3)	0.631	84.20	15:10:07.731
6 -	1:55.246	0.782	84.09	15:12:02.977
7 -	1:54.464 (1)		84.66	15:13:57.441
8 -	1:55.021 (2)	0.557	84.25	15:15:52.462

P17 19 Daniel KIFT				
LAP	LAP TIME	DIFF	MPH	TIME OF DAY
1 -	2:07.210	9.610	76.18	15:02:25.354
2 -	1:58.812	1.212	81.56	15:04:24.166
3 -	1:58.210 (2)	0.610	81.98	15:06:22.376

DIFF = Difference To Personal Best Lap

4 -	1:58.507 (3)	0.907	81.77	15:08:20.883
5 -	1:59.223	1.623	81.28	15:10:20.106
6 -	1:57.600 (1)		82.40	15:12:17.706
7 -	2:00.083	2.483	80.70	15:14:17.789
8 -	2:01.111	3.511	80.02	15:16:18.900

P18 991 Daniel CLEARY				
LAP	LAP TIME	DIFF	MPH	TIME OF DAY
1 -	2:07.033	8.242	76.28	15:02:25.177
2 -	2:00.233	1.442	80.60	15:04:25.410
3 -	2:01.396	2.605	79.83	15:06:26.806
4 -	2:00.711	1.920	80.28	15:08:27.517
5 -	1:59.663	0.872	80.98	15:10:27.180
6 -	1:59.418 (3)	0.627	81.15	15:12:26.598
7 -	1:59.309 (2)	0.518	81.22	15:14:25.907
8 -	1:58.791 (1)		81.58	15:16:24.698

P19 100 Hefyn OWEN				
LAP	LAP TIME	DIFF	MPH	TIME OF DAY
1 -	2:08.321	9.754	75.52	15:02:26.465
2 -	1:59.434 (3)	0.867	81.14	15:04:25.899
3 -	2:00.405	1.838	80.48	15:06:26.304
4 -	2:00.495	1.928	80.42	15:08:26.799
5 -	1:59.801	1.234	80.89	15:10:26.600
6 -	1:59.352 (2)	0.785	81.19	15:12:25.952
7 -	2:00.483	1.916	80.43	15:14:26.435
8 -	1:58.567 (1)		81.73	15:16:25.002

P20 217 Jonathan FOSTER				
LAP	LAP TIME	DIFF	MPH	TIME OF DAY
1 -	2:11.066	11.065	73.94	15:02:29.210
2 -	2:00.660 (3)	0.659	80.31	15:04:29.870
3 -	2:00.715	0.714	80.28	15:06:30.585
4 -	2:00.740	0.739	80.26	15:08:31.325
5 -	2:00.917	0.916	80.14	15:10:32.242
6 -	2:00.510 (2)	0.509	80.41	15:12:32.752
7 -	2:00.001 (1)		80.76	15:14:32.753
8 -	2:00.751	0.750	80.25	15:16:33.504

P21 48 Gareth SUTTON				
LAP	LAP TIME	DIFF	MPH	TIME OF DAY
1 -	2:08.931	9.079	75.16	15:02:27.075
2 -	2:00.098 (3)	0.246	80.69	15:04:27.173
3 -	2:02.235	2.383	79.28	15:06:29.408
4 -	2:01.052	1.200	80.05	15:08:30.460
5 -	2:00.149	0.297	80.66	15:10:30.609
6 -	1:59.852 (1)		80.86	15:12:30.461
7 -	2:00.030 (2)	0.178	80.74	15:14:30.491
8 -	2:17.182	17.330	70.64	15:16:47.673

P22 64 Andy GREEN				
LAP	LAP TIME	DIFF	MPH	TIME OF DAY
1 -	2:11.037	6.875	73.95	15:02:29.181
2 -	2:04.162 (1)		78.05	15:04:33.343
3 -	2:06.237 (2)	2.075	76.77	15:06:39.580
4 -	2:06.919	2.757	76.35	15:08:46.499
5 -	2:07.289	3.127	76.13	15:10:53.788
6 -	2:07.781	3.619	75.84	15:13:01.569
7 -	2:06.401 (3)	2.239	76.67	15:15:07.970

NG Road Racing - Rounds 1 & 2 @ Oulton Park

FPR FP1 / FP2 / FP3 / Evo / Naked Streetbike / BMW F900

Race 12 - LAP ANALYSIS

DIFF = Difference To Personal Best Lap

P23 234 Scott PREECE				
LAP	LAP TIME	DIFF	MPH	TIME OF DAY
1 -	2:13.399	10.394	72.64	15:02:31.543
2 -	2:03.005 (1)		78.78	15:04:34.548
3 -	2:05.260 (2)	2.255	77.36	15:06:39.808
4 -	2:07.012 (3)	4.007	76.30	15:08:46.820
5 -	2:07.210	4.205	76.18	15:10:54.030
6 -	2:07.767	4.762	75.85	15:13:01.797
7 -	2:07.191	4.186	76.19	15:15:08.988

P24 96 Craig HARRIS				
LAP	LAP TIME	DIFF	MPH	TIME OF DAY
1 -	2:15.313	10.757	71.62	15:02:33.457
2 -	2:04.556 (1)		77.80	15:04:38.013
3 -	2:07.291	2.735	76.13	15:06:45.304
4 -	2:06.821	2.265	76.41	15:08:52.125
5 -	2:05.913 (3)	1.357	76.96	15:10:58.038
6 -	2:04.575 (2)	0.019	77.79	15:13:02.613
7 -	2:06.663	2.107	76.51	15:15:09.276

P25 58 Grant DAVIES				
LAP	LAP TIME	DIFF	MPH	TIME OF DAY
1 -	2:15.741	11.092	71.39	15:02:33.885
2 -	2:05.158 (2)	0.509	77.43	15:04:39.043
3 -	2:05.707 (3)	1.058	77.09	15:06:44.750
4 -	2:07.048	2.399	76.28	15:08:51.798
5 -	2:05.777	1.128	77.05	15:10:57.575
6 -	2:04.649 (1)		77.74	15:13:02.224
7 -	2:07.144	2.495	76.22	15:15:09.368

P26 16 Jamie HANKS-ELLIOTT				
LAP	LAP TIME	DIFF	MPH	TIME OF DAY
1 -	2:03.772	9.292	78.29	15:02:21.916
2 -	1:54.480 (1)		84.65	15:04:16.396
3 -	1:55.101 (2)	0.621	84.19	15:06:11.497
4 -	1:55.407 (3)	0.927	83.97	15:08:06.904
5 -	1:55.461	0.981	83.93	15:10:02.365

P27 119 Alun BROOKS				
LAP	LAP TIME	DIFF	MPH	TIME OF DAY
1 -	2:02.195	6.550	79.31	15:02:20.339
2 -	1:55.645 (1)		83.80	15:04:15.984
3 -	2:04.636 P	8.991	77.75	15:06:20.620

NG Road Racing - Rounds 1 & 2 @ Oulton Park

FPR FP1 / FP2 / FP3 / Evo / Naked Streetbike / BMW F900

Race 12 - STATISTICS

Competitors Started 27
Planned Start 2024-03-23 @ 14:46:00.000
Actual Start 2024-03-23 @ 15:00:18.144
Finish Time 2024-03-23 @ 15:15:06.772
Track Length 2.6920mi.
Total Laps 204
Total Distance Covered 549.1738mi.

Session Fastest Lap History

NO	CL	NAME	LAP TIME	TIME OF DAY	LAP	VEHICLE
59		Bobby VAREY	1:51.186	15:04:05.494	2	BMW F900 R
59		Bobby VAREY	1:50.716	15:05:56.210	3	BMW F900 R
59		Bobby VAREY	1:50.167	15:07:46.377	4	BMW F900 R
42	FP3	Jonathan PERRY	1:50.144	15:07:55.858	4	Suzuki GSXR 750
42	FP3	Jonathan PERRY	1:49.881	15:09:45.739	5	Suzuki GSXR 750
59		Bobby VAREY	1:49.745	15:11:26.344	6	BMW F900 R
9	FP3	Shaun HENNESSY	1:49.246	15:13:16.008	7	Yamaha YZF 750

Session Leader History

NO	CL	NAME	FROM LAP	LAPS LED	DISTANCE	VEHICLE
9	FP3	Shaun HENNESSY	1	1	2.69 miles	Yamaha YZF 750
59		Bobby VAREY	2	5	13.46 miles	BMW F900 R
9	FP3	Shaun HENNESSY	7	1	2.69 miles	Yamaha YZF 750
59		Bobby VAREY	8	1	2.69 miles	BMW F900 R

Flag History

TYPE	TIME OF DAY
GREEN	15:00:18.144
FINISH	15:15:06.772

Flag Statistics

TYPE	COUNT	TOTAL LAPS	TOTAL TIME
Green	1	8	17:04.227
Red	0	0	0.000
Safety Car	0	0	0.000
FCY	0	0	0.000

NG Road Racing - Rounds 1 & 2 @ Oulton Park

FPR FP1 / FP2 / FP3 / Evo / Naked Streetbike / BMW F900

Race 12 - STATISTICS

CLASS : FP1

1 Starters

Fastest Lap History

NO	NAME	LAP TIME	TIME OF DAY	LAP	VEHICLE
64	Andy GREEN	2:04.162	15:04:33.354	2	Harris Magnum

Leader History

NO	NAME	FROM LAP	LAPS LED	DISTANCE	VEHICLE
64	Andy GREEN	1	7	18.84 miles	Harris Magnum

NG Road Racing - Rounds 1 & 2 @ Oulton Park

FPR FP1 / FP2 / FP3 / Evo / Naked Streetbike / BMW F900

Race 12 - STATISTICS

CLASS : FP2

3 Starters

Fastest Lap History

NO	NAME	LAP TIME	TIME OF DAY	LAP	VEHICLE
12	Lee MARKS	1:54.925	15:04:15.013	2	Ducati 749
12	Lee MARKS	1:54.573	15:06:09.586	3	Ducati 749
12	Lee MARKS	1:54.135	15:09:58.535	5	Ducati 749
12	Lee MARKS	1:53.937	15:13:47.426	7	Ducati 749
12	Lee MARKS	1:52.160	15:15:39.586	8	Ducati 749

Leader History

NO	NAME	FROM LAP	LAPS LED	DISTANCE	VEHICLE
12	Lee MARKS	1	8	21.53 miles	Ducati 749

NG Road Racing - Rounds 1 & 2 @ Oulton Park

FPR FP1 / FP2 / FP3 / Evo / Naked Streetbike / BMW F900

Race 12 - STATISTICS

CLASS : FP3

12 Starters

Fastest Lap History

NO	NAME	LAP TIME	TIME OF DAY	LAP	VEHICLE
9	Shaun HENNESSY	1:51.913	15:04:05.643	2	Yamaha YZF 750
9	Shaun HENNESSY	1:50.776	15:05:56.420	3	Yamaha YZF 750
9	Shaun HENNESSY	1:50.379	15:07:46.799	4	Yamaha YZF 750
42	Jonathan PERRY	1:50.144	15:07:55.858	4	Suzuki GSXR 750
42	Jonathan PERRY	1:49.881	15:09:45.739	5	Suzuki GSXR 750
9	Shaun HENNESSY	1:49.771	15:11:26.761	6	Yamaha YZF 750
9	Shaun HENNESSY	1:49.246	15:13:16.008	7	Yamaha YZF 750

Leader History

NO	NAME	FROM LAP	LAPS LED	DISTANCE	VEHICLE
9	Shaun HENNESSY	1	8	21.53 miles	Yamaha YZF 750

NG Road Racing - Rounds 1 & 2 @ Oulton Park

FPR FP1 / FP2 / FP3 / Evo / Naked Streetbike / BMW F900

Race 12 - STATISTICS

CLASS : NSB

11 Starters

Fastest Lap History

NO	NAME	LAP TIME	TIME OF DAY	LAP	VEHICLE
59	Bobby VAREY	1:51.186	15:04:05.494	2	BMW F900 R
59	Bobby VAREY	1:50.716	15:05:56.210	3	BMW F900 R
59	Bobby VAREY	1:50.167	15:07:46.377	4	BMW F900 R
59	Bobby VAREY	1:49.745	15:11:26.344	6	BMW F900 R

Leader History

NO	NAME	FROM LAP	LAPS LED	DISTANCE	VEHICLE
59	Bobby VAREY	1	8	21.53 miles	BMW F900 R

NG Road Racing - Rounds 1 & 2 @ Oulton Park
FPR FP1 / FP2 / FP3 / Evo / Naked Streetbike / BMW F900
Race 12 - GRID (8 Laps)



ROGERS
POULTRY SERVICES LTD



ROW 12	35	42 Jonathan PERRY	34	84 Neil BAINBRIDGE		
ROW 11	33	171 Gareth WILLIAMS	32	31 Andrew HOWE	31	36 Owen RICHARDSON
ROW 10	30	711 Jody LEES	29	23 Simon BASTOW	28	96 Craig HARRIS
ROW 9	27	154 Andy BOULTON	26	234 Scott PREECE	25	64 Andy GREEN
ROW 8	24	58 Grant DAVIES	23	79 Ian AGNEW	22	217 Jonathan FOSTER
ROW 7	21	100 Hefyn OWEN	20	48 Gareth SUTTON	19	991 Daniel CLEARY
ROW 6	18	146 David MORGAN	17	83 Joe WALTON	16	19 Daniel KIFT
ROW 5	15	125 Haydon SMITH	14	8 Mark EVANS	13	6 Nick WILLIAMSON (C)
ROW 4	12	156 Philip BLACKMORE	11	119 Alun BROOKS	10	97 Keith CLARKE
ROW 3	9	16 Jamie HANKS-ELLIOTT	8	191 Simon BASTABLE	7	12 Lee MARKS
ROW 2	6	153 David GREENWOOD	5	92 Gary CUTTS	4	9 Shaun HENNESSY
ROW 1	3	99 James CLEARY	2	28 John DUDMAN	1	59 Bobby VAREY
Pole						

These results are provisional until the conclusion of any judicial and technical matters.

Oulton Park International: 2.6920 miles

Clerk Of Course: Steve Bostock	Stewards:	Timekeeper: NG Timekeepers	
--------------------------------	-----------	----------------------------	--

Results can be found at www.tsl-timing.com

Printed - 11:16 Saturday, 23 March 2024

