



# LOVE LIFE & RIDE PI 600 & PI 600 VETERANS / JCR MOTORSPORT SUPERTWINS & FPR GP1 MONO



NG Road Racing – Round 1  
Oulton Park International  
23<sup>rd</sup> March 2024

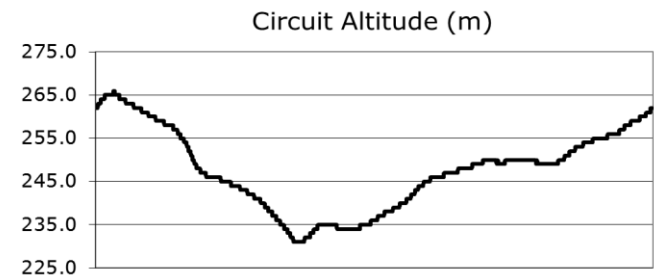
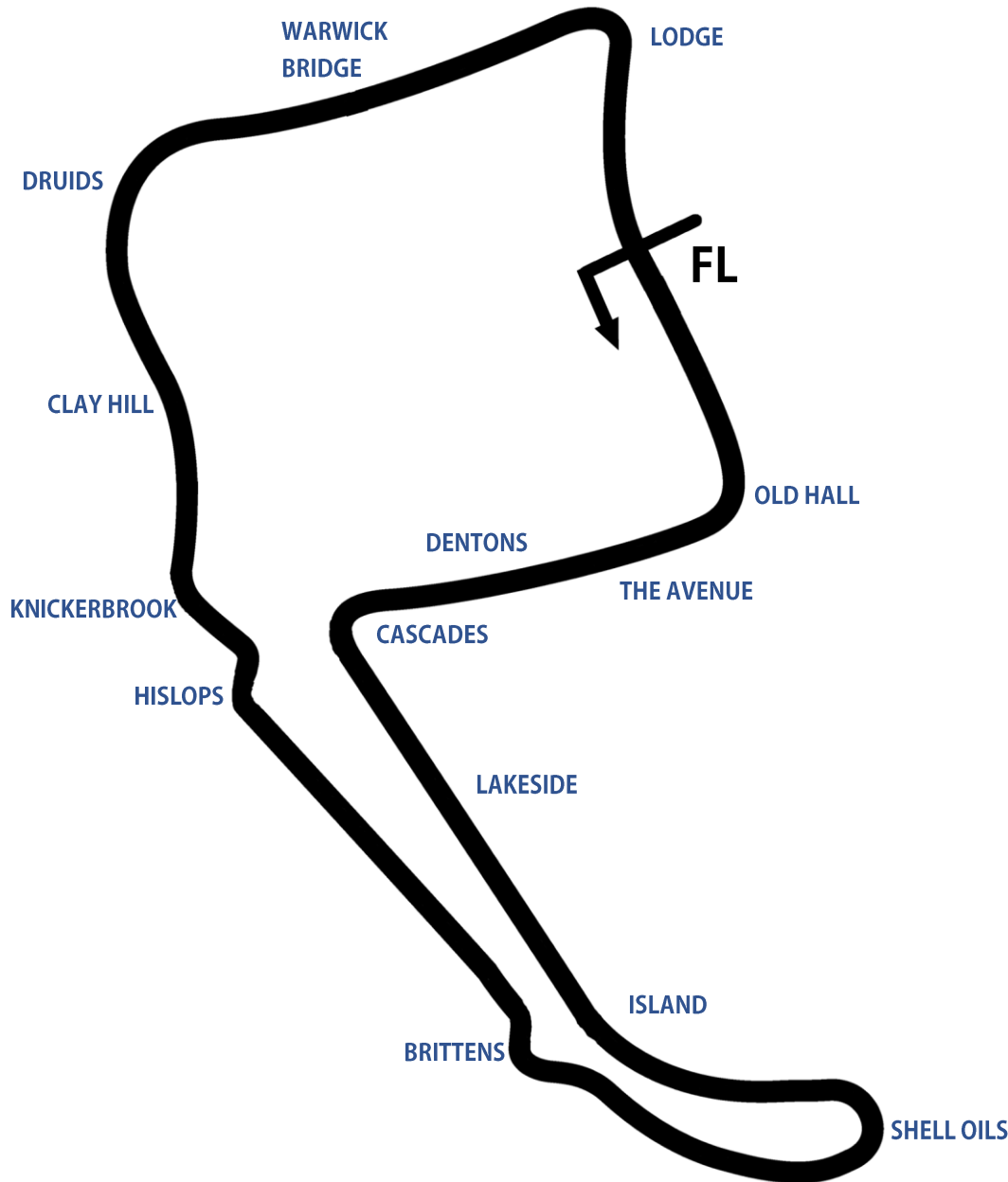


Timing & Results Provided by Timing Solutions Ltd

[www.tsl-timing.com](http://www.tsl-timing.com)

# Oulton Park International Circuit

Little Budworth, Tarporley, Cheshire, UK



Length	2.6920 miles   4.332 km   4332.4m		
FL		53.17997 N	2.61294 W
Pit Entry	4314m	53.18011 N	2.61306 W
Pit Exit	180m after FL	53.17836 N	2.61232 W
Pit Entry - Pit Exit	199m, 14.3s @ 50kph, 11.9s @ 60kph		

# NG Road Racing - Rounds 1 & 2 @ Oulton Park



## PI600 / PI600 Veterans / Super Twins / GP1



### Race 4 - RESTART - CLASSIFICATION

Race Distance: 5 Laps / 13.46 miles

POS	NO	CL	PIC	NAME	ENTRY	LAPS	TIME	GAP	DIFF	MPH	BEST	ON
1	7	V	1	Mark PATTINSON	Yamaha R6 - me/ myself and i	5	9:56.839			81.18	1:54.722	4
2	114	ST	1	Lewis ARROWSMITH	Aprilia RS660 - GRIMSARGH/ PRESTON	5	10:07.175	10.336	10.336	79.80	1:57.171	4
3	149	ST	2	Michael REES	Kawasaki ER6 - Rapidgrid	5	10:07.396	10.557	0.221	79.77	1:59.291	4
4	30	PI	1	Andy WINDSOR	Yamaha R6 -	5	10:09.887	13.048	2.491	79.45	1:58.175	4
5	14	ST	3	Finn SMART-WEEDEN	Aprilia RS660 - True Heroes	5	10:14.278	17.439	4.391	78.88	2:00.906	4
6	18	ST	4	Edward GILES	Aprilia RS660 - Giles motors ltd	5	10:15.308	18.469	1.030	78.75	2:00.947	4
7	860	PI	2	Jay DEXTER	-	5	10:16.678	19.839	1.370	78.57	1:57.599	5
8	23	PI	3	Christopher EDWARDS	Yamaha R6 - Eagle Edwards	5	10:29.825	32.986	13.147	76.93	2:01.987	4
9	444	V	2	Vincent BUTLER	Yamaha R6 - 3VK Motorcycle Workshop	5	10:36.368	39.529	6.543	76.14	2:00.119	5
10	405	PI	4	Tyler SMITH	Honda CBR 600 - Tylers transport	5	10:40.505	43.666	4.137	75.65	2:05.261	5
11	4	ST	5	Tony PARKER	Kawasaki ER6 - insta @44notpol give us a follow	5	10:41.079	44.240	0.574	75.58	2:06.451	2
12	177	ST	6	Daniel PEARSON	Kawasaki ER6 - Pearson Racing	5	10:41.452	44.613	0.373	75.54	2:06.037	3
13	701	ST	7	Simon COOPER	Aprilia RS660 - sitramoto.co.uk	5	10:58.306	1:01.467	16.854	73.60	2:08.384	5
14	169	PI	5	Ben CREED	Yamaha FZR600 - NBE Builders / Eastcoast Motorsport	5	11:12.594	1:15.755	14.288	72.04	2:08.020	5
15	999	PI	6	Jason CORCORAN	Kawasaki ZXR 400 - JRC RACING	5	11:13.247	1:16.408	0.653	71.97	2:10.448	4
16	17	V	3	Shane WATSON	Suzuki Bandit 600 - Sutton in Ashfield	5	11:14.642	1:17.803	1.395	71.82	2:10.089	5
17	5	V	4	Lewis REES	Honda CBR 600F - Wrekin water	5	11:14.729	1:17.890	0.087	71.81	2:08.820	5
18	98	ST	8	Jack HORTON	Aprilia RS660 - Millennium Fencing Ltd	5	11:16.679	1:19.840	1.950	71.60	2:08.385	5
19	186	PI	7	Daniel TUPLIN	Suzuki Bandit 600 - ED Racing	5	11:22.272	1:25.433	5.593	71.02	2:10.594	5
20	4	GP1	1	Ian HENSHAW	Kawaskaki ZXR 750 -	5	11:25.144	1:28.305	2.872	70.72	2:11.728	5
21	461	ST	9	ARON REDMOND	Aprilia RS660 - REDS GARAGE IOM	5	11:35.614	1:38.775	10.470	69.65	2:15.536	5
22	50	PI	8	Ben SUTTON	Yamaha R6 - Barnstaple	5	11:52.418	1:55.579	16.804	68.01	2:16.931	4

#### NOT CLASSIFIED

DNF	222	ST		Liam HAYES	Suzuki SV 650 - Louth	1	2:26.777	4 Laps	4 Laps	66.02		
DNF	1	ST		Brody CROCKFORD	Aprilia RS660 - Dearden Performance	0						
DNF	37	ST		Chace COLLYMORE	Aprilia RS660 - GRANDMA & GRANDAD	0						
DNF	133	ST		Chris MOORE	Kawasaki ER6 - Silverstar/Heat	0						
DNF	173	PI		Joe WALTON	Honda CBR 600 - KBP Racing	0						
DNF	888	ST		Brandon WRIGHT	Suzuki SV 650 - oneeliquids.com	0						

#### FASTEST LAP

7	V			Mark PATTINSON	Yamaha R6 - me/ myself and i	4	1:54.722		84.47 mph	135.95 kph		
114	ST			Lewis ARROWSMITH	Aprilia RS660 - GRIMSARGH/ PRESTON	4	1:57.171		82.71 mph	133.11 kph		
860	PI			Jay DEXTER	-	5	1:57.599		82.40 mph	132.62 kph		
4	GP1			Ian HENSHAW	Kawaskaki ZXR 750 -	5	2:11.728		73.57 mph	118.40 kph		

#### Comments:

Class V - 92.5% of Race Speed = 75.09 mph  
 Class ST - 92.5% of Race Speed = 73.81 mph  
 Class PI - 92.5% of Race Speed = 73.49 mph  
 Class GP1 - 92.5% of Race Speed = 65.41 mph

Weather / Track : Drizzle / Damp

These results are provisional until the conclusion of any judicial and technical matters.

Date: 23/03/2024 Start: 11:33 Finish: 11:43

Oulton Park International: 2.6920 miles

Clerk Of Course: Steve Bostock	Stewards:	Timekeeper: NG Timekeepers	
--------------------------------	-----------	----------------------------	--

Results can be found at [www.tsl-timing.com](http://www.tsl-timing.com)

Printed - 11:48 Saturday, 23 March 2024



# NG Road Racing - Rounds 1 & 2 @ Oulton Park

## PI600 / PI600 Veterans / Super Twins / GP1

### Race 4 - RESTART - LAP CHART

#### LAP 1 @ 11:35:18.544

NO	BEHIND	LAP TIME
149		2:05.250
14	2.828	2:08.078
7	3.084	2:08.334
18	3.093	2:08.343
30	7.812	2:13.062
4	7.903	2:13.153
177	9.635	2:14.885
114	9.850	2:15.100
23	9.909	2:15.159
860	10.688	2:15.938
405	11.315	2:16.565
444	13.715	2:18.965
701	14.998	2:20.248
17	18.899	2:24.149
461	20.406	2:25.656
5	20.794	2:26.044
169	20.847	2:26.098
222	21.527	2:26.777
999	21.590	2:26.840
186	23.111	2:28.361
98	23.592	2:28.842
4	23.749	2:28.999
50	28.940	2:34.190

#### LAP 2 @ 11:37:20.755

NO	BEHIND	LAP TIME
7		1:59.127
149	0.359	2:02.570
14	2.695	2:02.078
18	4.042	2:03.160
30	5.172	1:59.571
114	6.094	1:58.455
860	11.246	2:02.769
4	12.143	2:06.451
23	14.309	2:06.611
177	14.810	2:07.386
405	16.257	2:07.153
444	21.364	2:09.860
701	23.181	2:10.394
999	31.611	2:12.232
17	31.686	2:14.998
5	33.769	2:15.186
169	35.671	2:17.034
461	36.997	2:18.802
98	37.617	2:16.236
4	37.752	2:16.214
186	38.537	2:17.637
50	48.769	2:22.040

#### LAP 3 @ 11:39:16.634

NO	BEHIND	LAP TIME
7		1:55.879
149	5.020	2:00.540
14	8.765	2:01.949
114	9.102	1:58.887
18	9.783	2:01.620
30	9.853	2:00.560
860	15.545	2:00.178
23	21.545	2:03.115
4	23.672	2:07.408
177	24.968	2:06.037
405	25.915	2:05.537

444	31.628	2:06.143
701	37.597	2:10.295
999	47.190	2:11.458
17	49.275	2:13.468
169	51.376	2:11.584
5	52.205	2:14.315
98	54.995	2:13.257
186	56.564	2:13.906
4	58.004	2:16.131
461	59.940	2:18.822
50	1:11.818	2:18.928

#### LAP 4 @ 11:41:11.356

NO	BEHIND	LAP TIME
7		1:54.722
149	9.589	1:59.291
114	11.551	1:57.171
30	13.306	1:58.175
14	14.949	2:00.906
18	16.008	2:00.947
860	21.017	2:00.194
23	28.810	2:01.987
4	35.727	2:06.777
177	37.103	2:06.857
405	37.182	2:05.989
444	38.187	2:01.281
701	51.860	2:08.985
999	1:02.916	2:10.448
17	1:06.491	2:11.938
169	1:06.512	2:09.858
5	1:07.847	2:10.364
98	1:10.232	2:09.959
186	1:13.616	2:11.774
4	1:15.354	2:12.072
461	1:22.016	2:16.798
50	1:34.027	2:16.931

#### LAP 5 @ 11:43:10.133

NO	BEHIND	LAP TIME
7		1:58.777
114	10.336	1:57.562
149	10.557	1:59.745
30	13.048	1:58.519
14	17.439	2:01.267
18	18.469	2:01.238
860	19.839	1:57.599
23	32.986	2:02.953
444	39.529	2:00.119
405	43.666	2:05.261
4	44.240	2:07.290
177	44.613	2:06.287
701	1:01.467	2:08.384
169	1:15.755	2:08.020
999	1:16.408	2:12.269
17	1:17.803	2:10.089
5	1:17.890	2:08.820
98	1:19.840	2:08.385
186	1:25.433	2:10.594
4	1:28.305	2:11.728
461	1:38.775	2:15.536
50	1:55.579	2:20.329

# NG Road Racing - Rounds 1 & 2 @ Oulton Park

## PI600 / PI600 Veterans / Super Twins / GP1

### Race 4 - RESTART - LAP ANALYSIS

DIFF = Difference To Personal Best Lap

P1 7 Mark PATTINSON				
LAP	LAP TIME	DIFF	MPH	TIME OF DAY
1 -	2:08.334	13.612	75.51	11:35:21.628
2 -	1:59.127	4.405	81.35	11:37:20.755
3 -	1:55.879 (2)	1.157	83.63	11:39:16.634
4 -	<b>1:54.722 (1)</b>		<b>84.47</b>	<b>11:41:11.356</b>
5 -	1:58.777 (3)	4.055	81.59	11:43:10.133

P2 114 Lewis ARROWSMITH				
LAP	LAP TIME	DIFF	MPH	TIME OF DAY
1 -	2:15.100	17.929	71.73	11:35:28.394
2 -	1:58.455 (3)	1.284	81.81	11:37:26.849
3 -	1:58.887	1.716	81.51	11:39:25.736
4 -	<b>1:57.171 (1)</b>		<b>82.71</b>	<b>11:41:22.907</b>
5 -	1:57.562 (2)	0.391	82.43	11:43:20.469

P3 149 Michael REES				
LAP	LAP TIME	DIFF	MPH	TIME OF DAY
1 -	2:05.250	5.959	77.37	11:35:18.544
2 -	2:02.570	3.279	79.06	11:37:21.114
3 -	2:00.540 (3)	1.249	80.39	11:39:21.654
4 -	<b>1:59.291 (1)</b>		<b>81.24</b>	<b>11:41:20.945</b>
5 -	1:59.745 (2)	0.454	80.93	11:43:20.690

P4 30 Andy WINDSOR				
LAP	LAP TIME	DIFF	MPH	TIME OF DAY
1 -	2:13.062	14.887	72.83	11:35:26.356
2 -	1:59.571 (3)	1.396	81.05	11:37:25.927
3 -	2:00.560	2.385	80.38	11:39:26.487
4 -	<b>1:58.175 (1)</b>		<b>82.00</b>	<b>11:41:24.662</b>
5 -	1:58.519 (2)	0.344	81.77	11:43:23.181

P5 14 Finn SMART-WEEDEN				
LAP	LAP TIME	DIFF	MPH	TIME OF DAY
1 -	2:08.078	7.172	75.66	11:35:21.372
2 -	2:02.078	1.172	79.38	11:37:23.450
3 -	2:01.949 (3)	1.043	79.47	11:39:25.399
4 -	<b>2:00.906 (1)</b>		<b>80.15</b>	<b>11:41:26.305</b>
5 -	2:01.267 (2)	0.361	79.91	11:43:27.572

P6 18 Edward GILES				
LAP	LAP TIME	DIFF	MPH	TIME OF DAY
1 -	2:08.343	7.396	75.51	11:35:21.637
2 -	2:03.160	2.213	78.68	11:37:24.797
3 -	2:01.620 (3)	0.673	79.68	11:39:26.417
4 -	<b>2:00.947 (1)</b>		<b>80.12</b>	<b>11:41:27.364</b>
5 -	2:01.238 (2)	0.291	79.93	11:43:28.602

P7 860 Jay DEXTER				
LAP	LAP TIME	DIFF	MPH	TIME OF DAY
1 -	2:15.938	18.339	71.29	11:35:29.232
2 -	2:02.769	5.170	78.93	11:37:32.001
3 -	2:00.178 (2)	2.579	80.64	11:39:32.179
4 -	2:00.194 (3)	2.595	80.63	11:41:32.373
5 -	<b>1:57.599 (1)</b>		<b>82.40</b>	<b>11:43:29.972</b>

DIFF = Difference To Personal Best Lap

P8 23 Christopher EDWARDS				
LAP	LAP TIME	DIFF	MPH	TIME OF DAY
1 -	2:15.159	13.172	71.70	11:35:28.453
2 -	2:06.611	4.624	76.54	11:37:35.064
3 -	2:03.115 (3)	1.128	78.71	11:39:38.179
4 -	<b>2:01.987 (1)</b>		<b>79.44</b>	<b>11:41:40.166</b>
5 -	2:02.953 (2)	0.966	78.82	11:43:43.119

P9 444 Vincent BUTLER				
LAP	LAP TIME	DIFF	MPH	TIME OF DAY
1 -	2:18.965	18.846	69.73	11:35:32.259
2 -	2:09.860	9.741	74.62	11:37:42.119
3 -	2:06.143 (3)	6.024	76.82	11:39:48.262
4 -	2:01.281 (2)	1.162	79.90	11:41:49.543
5 -	<b>2:00.119 (1)</b>		<b>80.68</b>	<b>11:43:49.662</b>

P10 405 Tyler SMITH				
LAP	LAP TIME	DIFF	MPH	TIME OF DAY
1 -	2:16.565	11.304	70.96	11:35:29.859
2 -	2:07.153	1.892	76.21	11:37:37.012
3 -	2:05.537 (2)	0.276	77.19	11:39:42.549
4 -	2:05.989 (3)	0.728	76.92	11:41:48.538
5 -	<b>2:05.261 (1)</b>		<b>77.36</b>	<b>11:43:53.799</b>

P11 4 Tony PARKER				
LAP	LAP TIME	DIFF	MPH	TIME OF DAY
1 -	2:13.153	6.702	72.78	11:35:26.447
2 -	<b>2:06.451 (1)</b>		<b>76.64</b>	<b>11:37:32.898</b>
3 -	2:07.408	0.957	76.06	11:39:40.306
4 -	2:06.777 (2)	0.326	76.44	11:41:47.083
5 -	2:07.290 (3)	0.839	76.13	11:43:54.373

P12 177 Daniel PEARSON				
LAP	LAP TIME	DIFF	MPH	TIME OF DAY
1 -	2:14.885	8.848	71.84	11:35:28.179
2 -	2:07.386	1.349	76.07	11:37:35.565
3 -	<b>2:06.037 (1)</b>		<b>76.89</b>	<b>11:39:41.602</b>
4 -	2:06.857 (3)	0.820	76.39	11:41:48.459
5 -	2:06.287 (2)	0.250	76.74	11:43:54.746

P13 701 Simon COOPER				
LAP	LAP TIME	DIFF	MPH	TIME OF DAY
1 -	2:20.248	11.864	69.10	11:35:33.542
2 -	2:10.394	2.010	74.32	11:37:43.936
3 -	2:10.295 (3)	1.911	74.37	11:39:54.231
4 -	2:08.985 (2)	0.601	75.13	11:42:03.216
5 -	<b>2:08.384 (1)</b>		<b>75.48</b>	<b>11:44:11.600</b>

P14 169 Ben CREED				
LAP	LAP TIME	DIFF	MPH	TIME OF DAY
1 -	2:26.098	18.078	66.33	11:35:39.391
2 -	2:17.034	9.014	70.72	11:37:56.426
3 -	2:11.584 (3)	3.564	73.65	11:40:08.010
4 -	2:09.858 (2)	1.838	74.63	11:42:17.868
5 -	<b>2:08.020 (1)</b>		<b>75.70</b>	<b>11:44:25.888</b>

# NG Road Racing - Rounds 1 & 2 @ Oulton Park

## PI600 / PI600 Veterans / Super Twins / GP1

### Race 4 - RESTART - LAP ANALYSIS

DIFF = Difference To Personal Best Lap

<b>P15 999 Jason CORCORAN</b>				
LAP	LAP TIME	DIFF	MPH	TIME OF DAY
1 -	2:26.840	16.392	65.99	11:35:40.134
2 -	2:12.232 (3)	1.784	73.29	11:37:52.366
3 -	2:11.458 (2)	1.010	73.72	11:40:03.824
4 -	<b>2:10.448 (1)</b>		<b>74.29</b>	<b>11:42:14.272</b>
5 -	2:12.269	1.821	73.26	11:44:26.541

<b>P16 17 Shane WATSON</b>				
LAP	LAP TIME	DIFF	MPH	TIME OF DAY
1 -	2:24.149	14.060	67.23	11:35:37.443
2 -	2:14.998	4.909	71.78	11:37:52.441
3 -	2:13.468 (3)	3.379	72.61	11:40:05.909
4 -	2:11.938 (2)	1.849	73.45	11:42:17.847
5 -	<b>2:10.089 (1)</b>		<b>74.49</b>	<b>11:44:27.936</b>

<b>P17 5 Lewis REES</b>				
LAP	LAP TIME	DIFF	MPH	TIME OF DAY
1 -	2:26.044	17.224	66.35	11:35:39.338
2 -	2:15.186	6.366	71.68	11:37:54.524
3 -	2:14.315 (3)	5.495	72.15	11:40:08.839
4 -	2:10.364 (2)	1.544	74.34	11:42:19.203
5 -	<b>2:08.820 (1)</b>		<b>75.23</b>	<b>11:44:28.023</b>

<b>P18 98 Jack HORTON</b>				
LAP	LAP TIME	DIFF	MPH	TIME OF DAY
1 -	2:28.842	20.457	65.11	11:35:42.136
2 -	2:16.236	7.851	71.13	11:37:58.372
3 -	2:13.257 (3)	4.872	72.72	11:40:11.629
4 -	2:09.959 (2)	1.574	74.57	11:42:21.588
5 -	<b>2:08.385 (1)</b>		<b>75.48</b>	<b>11:44:29.973</b>

<b>P19 186 Daniel TUPLIN</b>				
LAP	LAP TIME	DIFF	MPH	TIME OF DAY
1 -	2:28.361	17.767	65.32	11:35:41.655
2 -	2:17.637	7.043	70.41	11:37:59.292
3 -	2:13.906 (3)	3.312	72.37	11:40:13.198
4 -	2:11.774 (2)	1.180	73.54	11:42:24.972
5 -	<b>2:10.594 (1)</b>		<b>74.20</b>	<b>11:44:35.566</b>

<b>P20 4 Ian HENSHAW</b>				
LAP	LAP TIME	DIFF	MPH	TIME OF DAY
1 -	2:28.999	17.271	65.04	11:35:42.293
2 -	2:16.214	4.486	71.14	11:37:58.507
3 -	2:16.131 (3)	4.403	71.19	11:40:14.638
4 -	2:12.072 (2)	0.344	73.37	11:42:26.710
5 -	<b>2:11.728 (1)</b>		<b>73.57</b>	<b>11:44:38.438</b>

<b>P21 461 ARON REDMOND</b>				
LAP	LAP TIME	DIFF	MPH	TIME OF DAY
1 -	2:25.656	10.120	66.53	11:35:38.950
2 -	2:18.802 (3)	3.266	69.82	11:37:57.752
3 -	2:18.822	3.286	69.81	11:40:16.574
4 -	2:16.798 (2)	1.262	70.84	11:42:33.372
5 -	<b>2:15.536 (1)</b>		<b>71.50</b>	<b>11:44:48.908</b>

DIFF = Difference To Personal Best Lap

<b>P22 50 Ben SUTTON</b>				
LAP	LAP TIME	DIFF	MPH	TIME OF DAY
1 -	2:34.190	17.259	62.85	11:35:47.484
2 -	2:22.040	5.109	68.22	11:38:09.524
3 -	2:18.928 (2)	1.997	69.75	11:40:28.452
4 -	<b>2:16.931 (1)</b>		<b>70.77</b>	<b>11:42:45.383</b>
5 -	2:20.329 (3)	3.398	69.06	11:45:05.712

<b>P23 222 Liam HAYES</b>				
LAP	LAP TIME	DIFF	MPH	TIME OF DAY
1 -	2:26.777		66.02	11:35:40.071

# NG Road Racing - Rounds 1 & 2 @ Oulton Park

PI600 / PI600 Veterans / Super Twins / GP1

## Race 4 - RESTART - STATISTICS

**Competitors Started** 24  
**Planned Start** 2024-03-23 @ 11:16:01.000  
**Actual Start** 2024-03-23 @ 11:33:13.293  
**Finish Time** 2024-03-23 @ 11:43:10.132  
**Track Length** 2.6920mi.  
**Total Laps** 111  
**Total Distance Covered** 298.8151mi.

### Session Fastest Lap History

NO	CL	NAME	LAP TIME	TIME OF DAY	LAP	VEHICLE
7	pre 2001	Mark PATTINSON	1:59.127	11:37:20.766	2	Yamaha R6
114	Super Twins	Lewis ARROWSMITH	1:58.455	11:37:26.879	2	Aprilia RS660
7	pre 2001	Mark PATTINSON	1:55.879	11:39:16.646	3	Yamaha R6
7	pre 2001	Mark PATTINSON	1:54.722	11:41:11.368	4	Yamaha R6

### Session Leader History

NO	CL	NAME	FROM LAP	LAPS LED	DISTANCE	VEHICLE
149	Super Twins	Michael REES	1	1	2.69 miles	Kawasaki ER6
7	pre 2001	Mark PATTINSON	2	4	10.76 miles	Yamaha R6

### Flag History

TYPE	TIME OF DAY
GREEN	11:33:13.293
FINISH	11:43:10.132

### Flag Statistics

TYPE	COUNT	TOTAL LAPS	TOTAL TIME
Green	1	5	13:54.863
Red	0	0	0.000
Safety Car	0	0	0.000
FCY	0	0	0.000

# NG Road Racing - Rounds 1 & 2 @ Oulton Park

PI600 / PI600 Veterans / Super Twins / GP1

## Race 4 - RESTART - STATISTICS

CLASS : FPR GP1 Mono

1 Starters

### Fastest Lap History

NO	NAME	LAP TIME	TIME OF DAY	LAP	VEHICLE
4	Ian HENSHAW	2:16.214	11:37:58.529	2	Kawaskaki ZXR 750
4	Ian HENSHAW	2:16.131	11:40:14.659	3	Kawaskaki ZXR 750
4	Ian HENSHAW	2:12.072	11:42:26.732	4	Kawaskaki ZXR 750
4	Ian HENSHAW	2:11.728	11:44:38.460	5	Kawaskaki ZXR 750

### Leader History

NO	NAME	FROM LAP	LAPS LED	DISTANCE	VEHICLE
4	Ian HENSHAW	1	5	13.46 miles	Kawaskaki ZXR 750



# NG Road Racing - Rounds 1 & 2 @ Oulton Park

PI600 / PI600 Veterans / Super Twins / GP1

## Race 4 - RESTART - STATISTICS

CLASS : Pre Injection / pre 2001 600cc

9 Starters

### Fastest Lap History

NO	NAME	LAP TIME	TIME OF DAY	LAP	VEHICLE
30	Andy WINDSOR	1:59.571	11:37:25.953	2	Yamaha R6
30	Andy WINDSOR	1:58.175	11:41:24.687	4	Yamaha R6
860	Jay DEXTER	1:57.599	11:43:30.001	5	

### Leader History

NO	NAME	FROM LAP	LAPS LED	DISTANCE	VEHICLE
30	Andy WINDSOR	1	5	13.46 miles	Yamaha R6

# NG Road Racing - Rounds 1 & 2 @ Oulton Park

PI600 / PI600 Veterans / Super Twins / GP1

## Race 4 - RESTART - STATISTICS

CLASS : pre 2001 600cc Veteran

4 Starters

### Fastest Lap History

NO	NAME	LAP TIME	TIME OF DAY	LAP	VEHICLE
7	Mark PATTINSON	1:59.127	11:37:20.766	2	Yamaha R6
7	Mark PATTINSON	1:55.879	11:39:16.646	3	Yamaha R6
7	Mark PATTINSON	1:54.722	11:41:11.368	4	Yamaha R6

### Leader History

NO	NAME	FROM LAP	LAPS LED	DISTANCE	VEHICLE
7	Mark PATTINSON	1	5	13.46 miles	Yamaha R6

# NG Road Racing - Rounds 1 & 2 @ Oulton Park

PI600 / PI600 Veterans / Super Twins / GP1

## Race 4 - RESTART - STATISTICS

CLASS : Super Twins

10 Starters

### Fastest Lap History

NO	NAME	LAP TIME	TIME OF DAY	LAP	VEHICLE
149	Michael REES	<b>2:02.570</b>	11:37:21.147	2	Kawasaki ER6
14	Finn SMART-WEEDEN	<b>2:02.078</b>	11:37:23.487	2	Aprilia RS660
114	Lewis ARROWSMITH	<b>1:58.455</b>	11:37:26.879	2	Aprilia RS660
114	Lewis ARROWSMITH	<b>1:57.171</b>	11:41:22.939	4	Aprilia RS660

### Leader History


NO	NAME	FROM LAP	LAPS LED	DISTANCE	VEHICLE
149	Michael REES	1	4	10.76 miles	Kawasaki ER6
114	Lewis ARROWSMITH	5	1	2.69 miles	Aprilia RS660

# NG Road Racing - Rounds 1 & 2 @ Oulton Park

## PI600 / PI600 Veterans / Super Twins / GP1

### Race 4 - GRID (6 Laps)

ROW 14				40	<b>30</b> Andy WINDSOR				
ROW 13		39	<b>116</b> Phillip SMALLMAN		38	<b>173</b> Joe WALTON		37	<b>186</b> Daniel TUPLIN
ROW 12	36	<b>7</b> Mark PATTINSON		35	<b>3</b> Duncan BURNS		34	<b>17</b> Shane WATSON	
ROW 11		33	<b>69</b> Steven FISHER		32	<b>444</b> Vincent BUTLER		31	<b>169</b> Ben CREED
ROW 10			29	<b>50</b> Ben SUTTON					
ROW 9		27	<b>916</b> Ben DAVIES		26	<b>13</b> Dan HANBY		25	<b>5</b> Lewis REES
ROW 8	24	<b>405</b> Tyler SMITH		23	<b>23</b> Christopher EDWARDS		22	<b>6</b> Jack KNIGHTS	
ROW 7		21	<b>75</b> Chris MOFFITT		20	<b>118</b> Jim COYLE		19	<b>888</b> Brandon WRIGHT
ROW 6	18	<b>98</b> Jack HORTON		17	<b>222</b> Liam HAYES		16	<b>701</b> Simon COOPER	
ROW 5		15	<b>119</b> Alun BROOKS		14	<b>177</b> Daniel PEARSON		13	<b>461</b> ARON REDMOND
ROW 4	12	<b>133</b> Chris MOORE		11	<b>80</b> Stephen KIMMINGS		10	<b>151</b> Mark HUGHES	
ROW 3		9	<b>189</b> Chris GANLEY		8	<b>114</b> Lewis ARROWSMITH		7	<b>37</b> Chace COLLYMORE
ROW 2	6	<b>14</b> Finn SMART-WEEDEN		5	<b>149</b> Michael REES		4	<b>73</b> Dean RATCLIFF	
ROW 1		3	<b>4</b> Tony PARKER		2	<b>18</b> Edward GILES		1	<b>1</b> Brody CROCKFORD
									<b>Pole</b>



# NG Road Racing - Rounds 1 & 2 @ Oulton Park



## PI600 / PI600 Veterans / Super Twins / GP1

### Race 13 - CLASSIFICATION - AMENDED

Race Distance: 8 Laps / 21.53 miles

POS	NO	CL	PIC	NAME	ENTRY	LAPS	TIME	GAP	DIFF	MPH	BEST	ON	GRD	↑↓
1	114	ST	1	Lewis ARROWSMITH	Aprilia RS660 - GRIMSARGH/ PRESTON	8	14:43.255			87.77	1:48.345	8	2	1
2	1	ST	2	Brody CROCKFORD	Aprilia RS660 - Dearden Performance	8	14:43.386	0.131	0.131	87.76	1:47.940	7	24	22
3	7	V	1	Mark PATTINSON	Yamaha R6 - me/ myself and i	8	14:47.066	3.811	3.680	87.40	1:49.384	4	1	-2
4	14	ST	3	Finn SMART-WEEDEN	Aprilia RS660 - True Heroes	8	14:51.406	8.151	4.340	86.97	1:49.298	7	5	1
5	3	V	2	Duncan BURNS	Yamaha R6 - Gibfield garage	8	15:02.179	18.924	10.773	85.93	1:49.729	4	38	33
6	173	PI	1	Joe WALTON	Honda CBR 600 - KBP Racing	8	15:02.265	19.010	0.086	85.92	1:50.349	8	27	21
7	149	ST	4	Michael REES	Kawasaki ER6 - Rapidgrid	8	15:08.055	24.800	5.790	85.38	1:51.900	6	3	-4
8	860	PI	2	Jay DEXTER	-	8	15:08.530	25.275	0.475	85.33	1:50.860	6	7	-1
9	133	ST	5	Chris MOORE	Kawasaki ER6 - Silverstar/Heat	8	15:25.245	41.990	16.715	83.79	1:53.002	4	26	17
10	444	V	3	Vincent BUTLER	Yamaha R6 - 3VK Motorcycle Workshop	8	15:25.520	42.265	0.275	83.76	1:54.357	7	9	-1
11	23	PI	3	Christopher EDWARDS	Yamaha R6 - Eagle Edwards	8	15:32.981	49.726	7.461	83.09	1:54.913	3	8	-3
12	916	PI	4	Ben DAVIES	Yamaha R6 - Mold	8	15:33.065	49.810	0.084	83.09	1:52.129	7	37	25
13	18	ST	6	Edward GILES	Aprilia RS660 - Giles motors ltd	8	15:35.404	52.149	2.339	82.88	1:54.751	4	6	-7
14	73	ST	7	Dean RATCLIFF	Aprilia RS660 - DR racing	8	15:45.655	1:02.400	10.251	81.98	1:55.145	7	29	15
15	405	PI	5	Tyler SMITH	Honda CBR 600 - Tylers transport	8	16:00.084	1:16.829	14.429	80.75	1:58.814	3	10	-5
16	177	ST	8	Daniel PEARSON	Kawasaki ER6 - Pearson Racing	8	16:06.934	1:23.679	6.850	80.18	1:59.070	4	12	-4
17	5	V	4	Lewis REES	Honda CBR 600F - Wrekin water	8	16:09.111	1:25.856	2.177	80.00	1:58.441	7	17	0
18	701	ST	9	Simon COOPER	Aprilia RS660 - sitramoto.co.uk	8	16:09.897	1:26.642	0.786	79.93	1:58.536	7	13	-5
19	4	ST	10	Tony PARKER	Kawasaki ER6 - insta @44notpol give us a follow	8	16:10.122	1:26.867	0.225	79.91	1:58.085	7	11	-8
20	6	ST	11	Jack KNIGHTS	Aprilia RS660 - Blue motion racing / AKN build ltd	8	16:12.279	1:29.024	2.157	79.74	1:59.081	6	36	16
21	4	GP1	1	Ian HENSHAW	Honda NSF 250 -	7	14:42.976	1 Lap	1 Lap	76.83	2:03.357	2	20	-1
22	17	V	5	Shane WATSON	Suzuki Bandit 600 - Sutton in Ashfield	7	14:56.717	1 Lap	13.741	75.65	2:06.144	7	16	-6
23	50	PI	6	Ben SUTTON	Yamaha R6 - Barnstaple	7	15:29.565	1 Lap	32.848	72.97	2:08.790	7	22	-1
24	189	ST	12	Chris GANLEY	Kawasaki ER6 - G-Rex Racing	7	15:30.014	1 Lap	0.449	72.94	2:08.719	7	30	6
25	98	ST	13	Jack HORTON	Aprilia RS660 - Millennium Fencing Ltd	7	15:33.384	1 Lap	3.370	72.68	2:10.699	5	18	-7
26	461	ST	14	ARON REDMOND	Aprilia RS660 - REDS GARAGE IOM	7	15:47.964	1 Lap	14.580	71.56	2:11.757	7	21	-5
27	169	PI	7	Ben CREED	Yamaha FZR600 - NBE Builders / Eastcoast Motorsport	7	16:31.135	1 Lap	43.171	68.44	2:10.098	6	14	-13

#### NOT CLASSIFIED

DNF	186	PI		Daniel TUPLIN	Suzuki Bandit 600 - ED Racing	7	14:41.601	1 Lap		76.94	2:04.151	7	19	
DNF	37	ST		Chace COLLYMORE	Aprilia RS660 - GRANDMA & GRANDAD	4	7:50.306	4 Laps	3 Laps	82.42	1:53.812	3	25	

#### FASTEST LAP

	1	ST		Brody CROCKFORD	Aprilia RS660 - Dearden Performance	7	1:47.940			89.78 mph			144.49 kph	
	7	V		Mark PATTINSON	Yamaha R6 - me/ myself and i	4	1:49.384			88.59 mph			142.58 kph	
	173	PI		Joe WALTON	Honda CBR 600 - KBP Racing	8	1:50.349			87.82 mph			141.33 kph	
	4	GP1		Ian HENSHAW	Honda NSF 250 -	2	2:03.357			78.56 mph			126.43 kph	

#### Comments:

#4 - Now classified as a finisher.

Class ST - 92.5% of Race Speed = 81.18 mph

Class V - 92.5% of Race Speed = 80.84 mph

Class PI - 92.5% of Race Speed = 79.47 mph

Class GP1 - 92.5% of Race Speed = 71.06 mph

Weather / Track : Cloudy / Dry

These results are provisional until the conclusion of any judicial and technical matters.

Date: 23/03/2024 Start: 15:22 Finish: 15:37

Oulton Park International: 2.6920 miles

Clerk Of Course: Steve Bostock	Stewards:	Timekeeper: NG Timekeepers	
--------------------------------	-----------	----------------------------	--

Results can be found at [www.tsl-timing.com](http://www.tsl-timing.com)

Printed - 15:52 Saturday, 23 March 2024



# NG Road Racing - Rounds 1 & 2 @ Oulton Park

## PI600 / PI600 Veterans / Super Twins / GP1

### Race 13 - LAP CHART

LAP 1 @ 15:24:49.530		
NO	BEHIND	LAP TIME

7		1:56.104
114	0.226	1:56.330
14	0.618	1:56.722
149	1.535	1:57.639
1	2.626	1:58.730
444	4.908	2:01.012
173	5.289	2:01.393
18	5.808	2:01.912
23	6.110	2:02.214
860	6.463	2:02.567
3	9.571	2:05.675
177	9.716	2:05.820
133	9.749	2:05.853
405	10.478	2:06.582
37	10.572	2:06.676
4	11.544	2:07.648
5	13.061	2:09.165
73	13.218	2:09.322
916	13.570	2:09.674
701	13.835	2:09.939
186	15.281	2:11.385
6	15.408	2:11.512
17	17.859	2:13.963
4	17.926	2:14.030
169	23.845	2:19.949
98	25.826	2:21.930
461	27.357	2:23.461
189	27.654	2:23.758
50	28.132	2:24.236

LAP 2 @ 15:26:40.087		
NO	BEHIND	LAP TIME

114		1:50.331
7	0.601	1:51.158
14	1.098	1:51.037
1	2.587	1:50.518
149	3.939	1:52.961
173	7.369	1:52.637
444	8.782	1:54.431
860	9.897	1:53.991
3	11.604	1:52.590
23	12.322	1:56.769
18	12.873	1:57.622
37	14.686	1:54.671
133	15.466	1:56.274
405	18.739	1:58.818
177	19.498	2:00.339
73	21.472	1:58.811
916	22.210	1:59.197
4	23.509	2:02.522
5	23.618	2:01.114
701	24.686	2:01.408
6	26.470	2:01.619
186	29.766	2:05.042
4	30.726	2:03.357
17	34.496	2:07.194
98	48.708	2:13.439
169	50.851	2:17.563 P
461	51.778	2:14.978
189	51.959	2:14.862
50	52.308	2:14.733

LAP 3 @ 15:28:29.933		
NO	BEHIND	LAP TIME

114		1:49.846
7	0.794	1:50.039
14	1.238	1:49.986
1	1.950	1:49.209
149	6.507	1:52.414
173	8.373	1:50.850
3	12.483	1:50.725
860	13.110	1:53.059
444	13.683	1:54.747
23	17.389	1:54.913
37	18.652	1:53.812
18	18.933	1:55.906
133	20.763	1:55.143
405	27.707	1:58.814
916	27.750	1:55.386
73	29.609	1:57.983
177	29.849	2:00.197
701	35.530	2:00.690
5	36.083	2:02.311
4	36.594	2:02.931
6	37.353	2:00.729
4	44.278	2:03.398
186	45.092	2:05.172
17	52.634	2:07.984
98	1:11.062	2:12.200
50	1:13.290	2:10.828
189	1:13.409	2:11.296
461	1:17.454	2:15.522

LAP 4 @ 15:30:19.413		
NO	BEHIND	LAP TIME

114		1:49.480
7	0.698	1:49.384
1	1.348	1:48.878
14	1.426	1:49.668
149	10.389	1:53.362
173	10.640	1:51.747
3	12.732	1:49.729
860	16.166	1:52.536
444	19.021	1:54.818
169	1 Lap	3:11.487
23	23.313	1:55.404
18	24.204	1:54.751
133	24.285	1:53.002
37	24.319	1:55.147
916	33.023	1:54.753
73	36.724	1:56.595
405	37.164	1:58.937
177	39.439	1:59.070
701	46.255	2:00.205
5	46.404	1:59.801
4	47.668	2:00.554
6	48.281	2:00.408
4	58.579	2:03.781
186	1:01.342	2:05.730
17	1:10.592	2:07.438
98	1:32.713	2:11.131
50	1:33.994	2:10.184
189	1:34.175	2:10.246
461	1:41.561	2:13.587

LAP 5 @ 15:32:08.367		
NO	BEHIND	LAP TIME

114		1:48.954
7	1.263	1:49.519
1	1.870	1:49.476
14	2.292	1:49.820
173	14.277	1:52.591
3	14.450	1:50.672
149	14.903	1:53.468
860	18.821	1:51.609
444	25.342	1:55.275
133	28.470	1:53.139
23	29.582	1:55.223
18	31.946	1:56.696
916	38.203	1:54.134
73	44.213	1:56.443
169	1 Lap	2:10.463
405	47.645	1:59.435
177	51.476	2:00.991
701	56.908	1:59.607
5	57.012	1:59.562
4	58.078	1:59.364
6	58.686	1:59.359
4	1:15.053	2:05.428
186	1:17.381	2:04.993
17	1:28.511	2:06.873

LAP 6 @ 15:33:59.232		
NO	BEHIND	LAP TIME

114		1:50.865
1	1.016	1:50.011
7	1.857	1:51.459
14	2.715	1:51.288
98	1 Lap	2:10.699
50	1 Lap	2:10.095
189	1 Lap	2:10.125
3	14.131	1:50.546
173	14.572	1:51.160
149	15.938	1:51.900
461	1 Lap	2:14.744
860	18.816	1:50.860
444	30.949	1:56.472
133	31.123	1:53.518
23	35.503	1:56.786
18	36.463	1:55.382
916	39.856	1:52.518
73	48.607	1:55.259
405	56.257	1:59.477
177	1:01.829	2:01.218
169	1 Lap	2:10.646
701	1:04.922	1:58.879
5	1:04.999	1:58.852
4	1:06.673	1:59.460
6	1:06.902	1:59.081
186	1:31.644	2:05.128
4	1:32.039	2:07.851
17	1:44.767	2:07.121

LAP 7 @ 15:35:48.188		
NO	BEHIND	LAP TIME

1		1:47.940
114	0.148	1:49.104
7	2.810	1:49.909
14	3.057	1:49.298

3	16.516	1:51.341
173	17.154	1:51.538
149	20.310	1:53.328
860	22.820	1:52.960
98	1 Lap	2:11.003
50	1 Lap	2:10.699
189	1 Lap	2:11.008
133	35.643	1:53.476
444	36.350	1:54.357
461	1 Lap	2:13.915
23	42.468	1:55.921
916	43.029	1:52.129
18	43.099	1:55.592
73	54.796	1:55.145
405	1:06.363	1:59.062
177	1:12.597	1:59.724
5	1:14.484	1:58.441
701	1:14.502	1:58.536
4	1:15.802	1:58.085
6	1:17.746	1:59.800
169	1 Lap	2:10.098
186	1:46.839	2:04.151
4	1:48.214	2:05.131

LAP 8 @ 15:37:36.681		
NO	BEHIND	LAP TIME

114		1:48.345
1	0.131	1:48.624
7	3.811	1:49.494
14	8.151	1:53.587
17	1 Lap	2:06.144
3	18.924	1:50.901
173	19.010	1:50.349
149	24.800	1:52.983
860	25.275	1:50.948
133	41.990	1:54.840
444	42.265	1:54.408
50	1 Lap	2:08.790
189	1 Lap	2:08.719
23	49.726	1:55.751
916	49.810	1:55.274
98	1 Lap	2:12.982
18	52.149	1:57.543
73	1:02.400	1:56.097
461	1 Lap	2:11.757
405	1:16.829	1:58.959
177	1:23.679	1:59.575
5	1:25.856	1:59.865
701	1:26.642	2:00.633
4	1:26.867	1:59.558
6	1:29.024	1:59.771
169	1 Lap	2:10.928

# NG Road Racing - Rounds 1 & 2 @ Oulton Park

## PI600 / PI600 Veterans / Super Twins / GP1

### Race 13 - LAP ANALYSIS

DIFF = Difference To Personal Best Lap

P1 114 Lewis ARROWSMITH				
LAP	LAP TIME	DIFF	MPH	TIME OF DAY
1 -	1:56.330	7.985	83.30	15:24:49.756
2 -	1:50.331	1.986	87.83	15:26:40.087
3 -	1:49.846	1.501	88.22	15:28:29.933
4 -	1:49.480	1.135	88.52	15:30:19.413
5 -	1:48.954 (2)	0.609	88.94	15:32:08.367
6 -	1:50.865	2.520	87.41	15:33:59.232
7 -	1:49.104 (3)	0.759	88.82	15:35:48.336
8 -	<b>1:48.345 (1)</b>		<b>89.44</b>	<b>15:37:36.681</b>

P2 1 Brody CROCKFORD				
LAP	LAP TIME	DIFF	MPH	TIME OF DAY
1 -	1:58.730	10.790	81.62	15:24:52.156
2 -	1:50.518	2.578	87.68	15:26:42.674
3 -	1:49.209	1.269	88.74	15:28:31.883
4 -	1:48.878 (3)	0.938	89.01	15:30:20.761
5 -	1:49.476	1.536	88.52	15:32:10.237
6 -	1:50.011	2.071	88.09	15:34:00.248
7 -	<b>1:47.940 (1)</b>		<b>89.78</b>	<b>15:35:48.188</b>
8 -	1:48.624 (2)	0.684	89.21	15:37:36.812

P3 7 Mark PATTINSON				
LAP	LAP TIME	DIFF	MPH	TIME OF DAY
1 -	1:56.104	6.720	83.47	15:24:49.530
2 -	1:51.158	1.774	87.18	15:26:40.688
3 -	1:50.039	0.655	88.07	15:28:30.727
4 -	<b>1:49.384 (1)</b>		<b>88.59</b>	<b>15:30:20.111</b>
5 -	1:49.519 (3)	0.135	88.48	15:32:09.630
6 -	1:51.459	2.075	86.94	15:34:01.089
7 -	1:49.909	0.525	88.17	15:35:50.998
8 -	1:49.494 (2)	0.110	88.50	15:37:40.492

P4 14 Finn SMART-WEEDEN				
LAP	LAP TIME	DIFF	MPH	TIME OF DAY
1 -	1:56.722	7.424	83.02	15:24:50.148
2 -	1:51.037	1.739	87.27	15:26:41.185
3 -	1:49.986	0.688	88.11	15:28:31.171
4 -	1:49.668 (2)	0.370	88.36	15:30:20.839
5 -	1:49.820 (3)	0.522	88.24	15:32:10.659
6 -	1:51.288	1.990	87.08	15:34:01.947
7 -	<b>1:49.298 (1)</b>		<b>88.66</b>	<b>15:35:51.245</b>
8 -	1:53.587	4.289	85.32	15:37:44.832

P5 3 Duncan BURNS				
LAP	LAP TIME	DIFF	MPH	TIME OF DAY
1 -	2:05.675	15.946	77.11	15:24:59.101
2 -	1:52.590	2.861	86.07	15:26:51.691
3 -	1:50.725	0.996	87.52	15:28:42.416
4 -	<b>1:49.729 (1)</b>		<b>88.32</b>	<b>15:30:32.145</b>
5 -	1:50.672 (3)	0.943	87.56	15:32:22.817
6 -	1:50.546 (2)	0.817	87.66	15:34:13.363
7 -	1:51.341	1.612	87.04	15:36:04.704
8 -	1:50.901	1.172	87.38	15:37:55.605

P6 173 Joe WALTON				
LAP	LAP TIME	DIFF	MPH	TIME OF DAY
1 -	2:01.393	11.044	79.83	15:24:54.819
2 -	1:52.637	2.288	86.04	15:26:47.456
3 -	1:50.850 (2)	0.501	87.42	15:28:38.306

DIFF = Difference To Personal Best Lap

4 -	1:51.747	1.398	86.72	15:30:30.053
5 -	1:52.591	2.242	86.07	15:32:22.644
6 -	1:51.160 (3)	0.811	87.18	15:34:13.804
7 -	1:51.538	1.189	86.88	15:36:05.342
8 -	<b>1:50.349 (1)</b>		<b>87.82</b>	<b>15:37:55.691</b>

P7 149 Michael REES				
LAP	LAP TIME	DIFF	MPH	TIME OF DAY
1 -	1:57.639	5.739	82.38	15:24:51.065
2 -	1:52.961 (3)	1.061	85.79	15:26:44.026
3 -	1:52.414 (2)	0.514	86.21	15:28:36.440
4 -	1:53.362	1.462	85.48	15:30:29.802
5 -	1:53.468	1.568	85.41	15:32:23.270
6 -	<b>1:51.900 (1)</b>		<b>86.60</b>	<b>15:34:15.170</b>
7 -	1:53.328	1.428	85.51	15:36:08.498
8 -	1:52.983	1.083	85.77	15:38:01.481

P8 860 Jay DEXTER				
LAP	LAP TIME	DIFF	MPH	TIME OF DAY
1 -	2:02.567	11.707	79.06	15:24:55.993
2 -	1:53.991	3.131	85.01	15:26:49.984
3 -	1:53.059	2.199	85.71	15:28:43.043
4 -	1:52.536	1.676	86.11	15:30:35.579
5 -	1:51.609 (3)	0.749	86.83	15:32:27.188
6 -	<b>1:50.860 (1)</b>		<b>87.41</b>	<b>15:34:18.048</b>
7 -	1:52.960	2.100	85.79	15:36:11.008
8 -	1:50.948 (2)	0.088	87.34	15:38:01.956

P9 133 Chris MOORE				
LAP	LAP TIME	DIFF	MPH	TIME OF DAY
1 -	2:05.853	12.851	77.00	15:24:59.279
2 -	1:56.274	3.272	83.34	15:26:55.553
3 -	1:55.143	2.141	84.16	15:28:50.696
4 -	<b>1:53.002 (1)</b>		<b>85.76</b>	<b>15:30:43.698</b>
5 -	1:53.139 (2)	0.137	85.65	15:32:36.837
6 -	1:53.518	0.516	85.37	15:34:30.355
7 -	1:53.476 (3)	0.474	85.40	15:36:23.831
8 -	1:54.840	1.838	84.38	15:38:18.671

P10 444 Vincent BUTLER				
LAP	LAP TIME	DIFF	MPH	TIME OF DAY
1 -	2:01.012	6.655	80.08	15:24:54.438
2 -	1:54.431 (3)	0.074	84.69	15:26:48.869
3 -	1:54.747	0.390	84.45	15:28:43.616
4 -	1:54.818	0.461	84.40	15:30:38.434
5 -	1:55.275	0.918	84.07	15:32:33.709
6 -	1:56.472	2.115	83.20	15:34:30.181
7 -	<b>1:54.357 (1)</b>		<b>84.74</b>	<b>15:36:24.538</b>
8 -	1:54.408 (2)	0.051	84.70	15:38:18.946

P11 23 Christopher EDWARDS				
LAP	LAP TIME	DIFF	MPH	TIME OF DAY
1 -	2:02.214	7.301	79.29	15:24:55.640
2 -	1:56.769	1.856	82.99	15:26:52.409
3 -	<b>1:54.913 (1)</b>		<b>84.33</b>	<b>15:28:47.322</b>
4 -	1:55.404 (3)	0.491	83.97	15:30:42.726
5 -	1:55.223 (2)	0.310	84.10	15:32:37.949
6 -	1:56.786	1.873	82.98	15:34:34.735
7 -	1:55.921	1.008	83.60	15:36:30.656
8 -	1:55.751	0.838	83.72	15:38:26.407

# NG Road Racing - Rounds 1 & 2 @ Oulton Park

## PI600 / PI600 Veterans / Super Twins / GP1

### Race 13 - LAP ANALYSIS

DIFF = Difference To Personal Best Lap

P12 916 Ben DAVIES				
LAP	LAP TIME	DIFF	MPH	TIME OF DAY
1 -	2:09.674	17.545	74.73	15:25:03.100
2 -	1:59.197	7.068	81.30	15:27:02.297
3 -	1:55.386	3.257	83.99	15:28:57.683
4 -	1:54.753	2.624	84.45	15:30:52.436
5 -	1:54.134 (3)	2.005	84.91	15:32:46.570
6 -	1:52.518 (2)	0.389	86.13	15:34:39.088
7 -	<b>1:52.129 (1)</b>		<b>86.42</b>	<b>15:36:31.217</b>
8 -	1:55.274	3.145	84.07	15:38:26.491

P13 18 Edward GILES				
LAP	LAP TIME	DIFF	MPH	TIME OF DAY
1 -	2:01.912	7.161	79.49	15:24:55.338
2 -	1:57.622	2.871	82.39	15:26:52.960
3 -	1:55.906	1.155	83.61	15:28:48.866
4 -	<b>1:54.751 (1)</b>		<b>84.45</b>	<b>15:30:43.617</b>
5 -	1:56.696	1.945	83.04	15:32:40.313
6 -	1:55.382 (2)	0.631	83.99	15:34:35.695
7 -	1:55.592 (3)	0.841	83.84	15:36:31.287
8 -	1:57.543	2.792	82.44	15:38:28.830

P14 73 Dean RATCLIFF				
LAP	LAP TIME	DIFF	MPH	TIME OF DAY
1 -	2:09.322	14.177	74.93	15:25:02.748
2 -	1:58.811	3.666	81.56	15:27:01.559
3 -	1:57.983	2.838	82.14	15:28:59.542
4 -	1:56.595	1.450	83.11	15:30:56.137
5 -	1:56.443	1.298	83.22	15:32:52.580
6 -	1:55.259 (2)	0.114	84.08	15:34:47.839
7 -	<b>1:55.145 (1)</b>		<b>84.16</b>	<b>15:36:42.984</b>
8 -	1:56.097 (3)	0.952	83.47	15:38:39.081

P15 405 Tyler SMITH				
LAP	LAP TIME	DIFF	MPH	TIME OF DAY
1 -	2:06.582	7.768	76.56	15:25:00.008
2 -	1:58.818 (2)	0.004	81.56	15:26:58.826
3 -	<b>1:58.814 (1)</b>		<b>81.56</b>	<b>15:28:57.640</b>
4 -	1:58.937 (3)	0.123	81.48	15:30:56.577
5 -	1:59.435	0.621	81.14	15:32:56.012
6 -	1:59.477	0.663	81.11	15:34:55.489
7 -	1:59.062	0.248	81.39	15:36:54.551
8 -	1:58.959	0.145	81.46	15:38:53.510

P16 177 Daniel PEARSON				
LAP	LAP TIME	DIFF	MPH	TIME OF DAY
1 -	2:05.820	6.750	77.02	15:24:59.246
2 -	2:00.339	1.269	80.53	15:26:59.585
3 -	2:00.197	1.127	80.62	15:28:59.782
4 -	<b>1:59.070 (1)</b>		<b>81.39</b>	<b>15:30:58.852</b>
5 -	2:00.991	1.921	80.09	15:32:59.843
6 -	2:01.218	2.148	79.94	15:35:01.061
7 -	1:59.724 (3)	0.654	80.94	15:37:00.785
8 -	1:59.575 (2)	0.505	81.04	15:39:00.360

P17 5 Lewis REES				
LAP	LAP TIME	DIFF	MPH	TIME OF DAY
1 -	2:09.165	10.724	75.02	15:25:02.591
2 -	2:01.114	2.673	80.01	15:27:03.705
3 -	2:02.311	3.870	79.23	15:29:06.016

DIFF = Difference To Personal Best Lap

4 -	1:59.801	1.360	80.89	15:31:05.817
5 -	1:59.562 (3)	1.121	81.05	15:33:05.379
6 -	1:58.852 (2)	0.411	81.54	15:35:04.231
7 -	<b>1:58.441 (1)</b>		<b>81.82</b>	<b>15:37:02.672</b>
8 -	1:59.865	1.424	80.85	15:39:02.537

P18 701 Simon COOPER				
LAP	LAP TIME	DIFF	MPH	TIME OF DAY
1 -	2:09.939	11.403	74.58	15:25:03.365
2 -	2:01.408	2.872	79.82	15:27:04.773
3 -	2:00.690	2.154	80.29	15:29:05.463
4 -	2:00.205	1.669	80.62	15:31:05.668
5 -	1:59.607 (3)	1.071	81.02	15:33:05.275
6 -	1:58.879 (2)	0.343	81.52	15:35:04.154
7 -	<b>1:58.536 (1)</b>		<b>81.75</b>	<b>15:37:02.690</b>
8 -	2:00.633	2.097	80.33	15:39:03.323

P19 4 Tony PARKER				
LAP	LAP TIME	DIFF	MPH	TIME OF DAY
1 -	2:07.648	9.563	75.92	15:25:01.074
2 -	2:02.522	4.437	79.09	15:27:03.596
3 -	2:02.931	4.846	78.83	15:29:06.527
4 -	2:00.554	2.469	80.38	15:31:07.081
5 -	1:59.364 (2)	1.279	81.19	15:33:06.445
6 -	1:59.460 (3)	1.375	81.12	15:35:05.905
7 -	<b>1:58.085 (1)</b>		<b>82.07</b>	<b>15:37:03.990</b>
8 -	1:59.558	1.473	81.05	15:39:03.548

P20 6 Jack KNIGHTS				
LAP	LAP TIME	DIFF	MPH	TIME OF DAY
1 -	2:11.512	12.431	73.69	15:25:04.938
2 -	2:01.619	2.538	79.68	15:27:06.557
3 -	2:00.729	1.648	80.27	15:29:07.286
4 -	2:00.408	1.327	80.48	15:31:07.694
5 -	1:59.359 (2)	0.278	81.19	15:33:07.053
6 -	<b>1:59.081 (1)</b>		<b>81.38</b>	<b>15:35:06.134</b>
7 -	1:59.800	0.719	80.89	15:37:05.934
8 -	1:59.771 (3)	0.690	80.91	15:39:05.705

P21 17 Shane WATSON				
LAP	LAP TIME	DIFF	MPH	TIME OF DAY
1 -	2:13.963	7.819	72.34	15:25:07.389
2 -	2:07.194	1.050	76.19	15:27:14.583
3 -	2:07.984	1.840	75.72	15:29:22.567
4 -	2:07.438	1.294	76.04	15:31:30.005
5 -	2:06.873 (2)	0.729	76.38	15:33:36.878
6 -	2:07.121 (3)	0.977	76.23	15:35:43.999
7 -	<b>2:06.144 (1)</b>		<b>76.82</b>	<b>15:37:50.143</b>

P22 50 Ben SUTTON				
LAP	LAP TIME	DIFF	MPH	TIME OF DAY
1 -	2:24.236	15.446	67.19	15:25:17.662
2 -	2:14.733	5.943	71.92	15:27:32.395
3 -	2:10.828	2.038	74.07	15:29:43.223
4 -	2:10.184 (3)	1.394	74.44	15:31:53.407
5 -	2:10.095 (2)	1.305	74.49	15:34:03.502
6 -	2:10.699	1.909	74.14	15:36:14.201
7 -	<b>2:08.790 (1)</b>		<b>75.24</b>	<b>15:38:22.991</b>



# NG Road Racing - Rounds 1 & 2 @ Oulton Park

PI600 / PI600 Veterans / Super Twins / GP1

## Race 13 - LAP ANALYSIS

DIFF = Difference To Personal Best Lap

<b>P23 189 Chris GANLEY</b>				
LAP	LAP TIME	DIFF	MPH	TIME OF DAY
1 -	2:23.758	15.039	67.41	15:25:17.184
2 -	2:14.862	6.143	71.86	15:27:32.046
3 -	2:11.296	2.577	73.81	15:29:43.342
4 -	2:10.246 (3)	1.527	74.40	15:31:53.588
5 -	2:10.125 (2)	1.406	74.47	15:34:03.713
6 -	2:11.008	2.289	73.97	15:36:14.721
7 -	<b>2:08.719 (1)</b>		<b>75.29</b>	<b>15:38:23.440</b>

<b>P24 98 Jack HORTON</b>				
LAP	LAP TIME	DIFF	MPH	TIME OF DAY
1 -	2:21.930	11.231	68.28	15:25:15.356
2 -	2:13.439	2.740	72.62	15:27:28.795
3 -	2:12.200	1.501	73.30	15:29:40.995
4 -	2:11.131 (3)	0.432	73.90	15:31:52.126
5 -	<b>2:10.699 (1)</b>		<b>74.14</b>	<b>15:34:02.825</b>
6 -	2:11.003 (2)	0.304	73.97	15:36:13.828
7 -	2:12.982	2.283	72.87	15:38:26.810

<b>P25 461 ARON REDMOND</b>				
LAP	LAP TIME	DIFF	MPH	TIME OF DAY
1 -	2:23.461	11.704	67.55	15:25:16.887
2 -	2:14.978	3.221	71.79	15:27:31.865
3 -	2:15.522	3.765	71.51	15:29:47.387
4 -	2:13.587 (2)	1.830	72.54	15:32:00.974
5 -	2:14.744	2.987	71.92	15:34:15.718
6 -	2:13.915 (3)	2.158	72.36	15:36:29.633
7 -	<b>2:11.757 (1)</b>		<b>73.55</b>	<b>15:38:41.390</b>

<b>P26 169 Ben CREED</b>				
LAP	LAP TIME	DIFF	MPH	TIME OF DAY
1 -	2:19.949	9.851	69.24	15:25:13.375
2 -	2:17.563 P	7.465	70.44	15:27:30.938
3 -	3:11.487	1:01.389	50.61	15:30:42.426
4 -	2:10.463 (2)	0.365	74.28	15:32:52.889
5 -	2:10.646 (3)	0.548	74.17	15:35:03.535
6 -	<b>2:10.098 (1)</b>		<b>74.49</b>	<b>15:37:13.633</b>
7 -	2:10.928	0.830	74.02	15:39:24.561

<b>P27 186 Daniel TUPLIN</b>				
LAP	LAP TIME	DIFF	MPH	TIME OF DAY
1 -	2:11.385	7.234	73.76	15:25:04.811
2 -	2:05.042 (3)	0.891	77.50	15:27:09.853
3 -	2:05.172	1.021	77.42	15:29:15.025
4 -	2:05.730	1.579	77.08	15:31:20.755
5 -	2:04.993 (2)	0.842	77.53	15:33:25.748
6 -	2:05.128	0.977	77.45	15:35:30.876
7 -	<b>2:04.151 (1)</b>		<b>78.06</b>	<b>15:37:35.027</b>

<b>P28 4 Ian HENSHAW</b>				
LAP	LAP TIME	DIFF	MPH	TIME OF DAY
1 -	2:14.030	10.673	72.30	15:25:07.456
2 -	<b>2:03.357 (1)</b>		<b>78.56</b>	<b>15:27:10.813</b>
3 -	2:03.398 (2)	0.041	78.53	15:29:14.211
4 -	2:03.781 (3)	0.424	78.29	15:31:17.992
5 -	2:05.428	2.071	77.26	15:33:23.420
6 -	2:07.851	4.494	75.80	15:35:31.271
7 -	2:05.131	1.774	77.44	15:37:36.402

DIFF = Difference To Personal Best Lap

<b>P29 37 Chace COLLYMORE</b>				
LAP	LAP TIME	DIFF	MPH	TIME OF DAY
1 -	2:06.676	12.864	76.50	15:25:00.102
2 -	1:54.671 (2)	0.859	84.51	15:26:54.773
3 -	<b>1:53.812 (1)</b>		<b>85.15</b>	<b>15:28:48.585</b>
4 -	1:55.147 (3)	1.335	84.16	15:30:43.732

# NG Road Racing - Rounds 1 & 2 @ Oulton Park

PI600 / PI600 Veterans / Super Twins / GP1

## Race 13 - STATISTICS

Competitors Started	29
Planned Start	2024-03-23 @ 15:10:00.000
Actual Start	2024-03-23 @ 15:22:53.425
Finish Time	2024-03-23 @ 15:37:36.680
Track Length	2.6920mi.
Total Laps	220
Total Distance Covered	592.2462mi.

### Session Fastest Lap History

NO	CL	NAME	LAP TIME	TIME OF DAY	LAP	VEHICLE
114	Super Twins	Lewis ARROWSMITH	1:50.331	15:26:40.115	2	Aprilia RS660
114	Super Twins	Lewis ARROWSMITH	1:49.846	15:28:29.963	3	Aprilia RS660
1	Super Twins	Brody CROCKFORD	1:49.209	15:28:31.909	3	Aprilia RS660
1	Super Twins	Brody CROCKFORD	1:48.878	15:30:20.787	4	Aprilia RS660
1	Super Twins	Brody CROCKFORD	1:47.940	15:35:48.216	7	Aprilia RS660

### Session Leader History

NO	CL	NAME	FROM LAP	LAPS LED	DISTANCE	VEHICLE
7	pre 2001	Mark PATTINSON	1	1	2.69 miles	Yamaha R6
114	Super Twins	Lewis ARROWSMITH	2	5	13.46 miles	Aprilia RS660
1	Super Twins	Brody CROCKFORD	7	1	2.69 miles	Aprilia RS660
114	Super Twins	Lewis ARROWSMITH	8	1	2.69 miles	Aprilia RS660

### Flag History

TYPE	TIME OF DAY
GREEN	15:22:53.425
FINISH	15:37:36.680

### Flag Statistics

TYPE	COUNT	TOTAL LAPS	TOTAL TIME
Green	1	8	17:01.809
Red	0	0	0.000
Safety Car	0	0	0.000
FCY	0	0	0.000

# NG Road Racing - Rounds 1 & 2 @ Oulton Park

PI600 / PI600 Veterans / Super Twins / GP1

## Race 13 - STATISTICS

CLASS : FPR GP1 Mono

1 Starters

### Fastest Lap History

NO	NAME	LAP TIME	TIME OF DAY	LAP	VEHICLE
4	Ian HENSHAW	2:03.357	15:27:10.833	2	Kawaskaki ZXR 750

### Leader History

NO	NAME	FROM LAP	LAPS LED	DISTANCE	VEHICLE
4	Ian HENSHAW	1	7	18.84 miles	Kawaskaki ZXR 750

# NG Road Racing - Rounds 1 & 2 @ Oulton Park

PI600 / PI600 Veterans / Super Twins / GP1

## Race 13 - STATISTICS

CLASS : Pre Injection / pre 2001 600cc

8 Starters

### Fastest Lap History

NO	NAME	LAP TIME	TIME OF DAY	LAP	VEHICLE
173	Joe WALTON	<b>1:52.637</b>	15:26:47.492	2	Honda CBR 600
173	Joe WALTON	<b>1:50.850</b>	15:28:38.341	3	Honda CBR 600
173	Joe WALTON	<b>1:50.349</b>	15:37:55.691	8	Honda CBR 600

### Leader History

NO	NAME	FROM LAP	LAPS LED	DISTANCE	VEHICLE
173	Joe WALTON	1	8	21.53 miles	Honda CBR 600

# NG Road Racing - Rounds 1 & 2 @ Oulton Park

PI600 / PI600 Veterans / Super Twins / GP1

## Race 13 - STATISTICS

CLASS : pre 2001 600cc Veteran

5 Starters

### Fastest Lap History

NO	NAME	LAP TIME	TIME OF DAY	LAP	VEHICLE
7	Mark PATTINSON	1:51.158	15:26:40.699	2	Yamaha R6
7	Mark PATTINSON	1:50.039	15:28:30.739	3	Yamaha R6
7	Mark PATTINSON	1:49.384	15:30:20.123	4	Yamaha R6

### Leader History

NO	NAME	FROM LAP	LAPS LED	DISTANCE	VEHICLE
7	Mark PATTINSON	1	8	21.53 miles	Yamaha R6

# NG Road Racing - Rounds 1 & 2 @ Oulton Park

PI600 / PI600 Veterans / Super Twins / GP1

## Race 13 - STATISTICS

CLASS : Super Twins

15 Starters

### Fastest Lap History

NO	NAME	LAP TIME	TIME OF DAY	LAP	VEHICLE
114	Lewis ARROWSMITH	1:50.331	15:26:40.115	2	Aprilia RS660
114	Lewis ARROWSMITH	1:49.846	15:28:29.963	3	Aprilia RS660
1	Brody CROCKFORD	1:49.209	15:28:31.909	3	Aprilia RS660
1	Brody CROCKFORD	1:48.878	15:30:20.787	4	Aprilia RS660
1	Brody CROCKFORD	1:47.940	15:35:48.216	7	Aprilia RS660

### Leader History

NO	NAME	FROM LAP	LAPS LED	DISTANCE	VEHICLE
114	Lewis ARROWSMITH	1	6	16.15 miles	Aprilia RS660
1	Brody CROCKFORD	7	1	2.69 miles	Aprilia RS660
114	Lewis ARROWSMITH	8	1	2.69 miles	Aprilia RS660

# NG Road Racing - Rounds 1 & 2 @ Oulton Park

PI600 / PI600 Veterans / Super Twins / GP1

## Race 13 - GRID (8 Laps)



ROW 13	39	116	Phillip SMALLMAN	38	3	Duncan BURNS	37	916	Ben DAVIES
ROW 12	36	6	Jack KNIGHTS	35	75	Chris MOFFITT	34	118	Jim COYLE
ROW 11	33	119	Alun BROOKS	32	80	Stephen KIMMINGS	31	151	Mark HUGHES
ROW 10	30	189	Chris GANLEY	29	73	Dean RATCLIFF	28	888	Brandon WRIGHT
ROW 9	27	173	Joe WALTON	26	133	Chris MOORE	25	37	Chace COLLYMORE
ROW 8	24	1	Brody CROCKFORD	23	222	Liam HAYES	22	50	Ben SUTTON
ROW 7	21	461	ARON REDMOND	20	4	Ian HENSHAW	19	186	Daniel TUPLIN
ROW 6	18	98	Jack HORTON	17	5	Lewis REES	16	17	Shane WATSON
ROW 5	15	999	Jason CORCORAN	14	169	Ben CREED	13	701	Simon COOPER
ROW 4	12	177	Daniel PEARSON	11	4	Tony PARKER	10	405	Tyler SMITH
ROW 3	9	444	Vincent BUTLER	8	23	Christopher EDWARDS	7	860	Jay DEXTER
ROW 2	6	18	Edward GILES	5	14	Finn SMART-WEEDEN	4	30	Andy WINDSOR
ROW 1	3	149	Michael REES	2	114	Lewis ARROWSMITH	1	7	Mark PATTINSON
<b>Pole</b>									

These results are provisional until the conclusion of any judicial and technical matters.

Oulton Park International: 2.6920 miles

Clerk Of Course: Steve Bostock	Stewards:	Timekeeper: NG Timekeepers	
--------------------------------	-----------	----------------------------	--

Results can be found at [www.tsl-timing.com](http://www.tsl-timing.com)

Printed - 11:58 Saturday, 23 March 2024

