

FPR
FORMULA PROSTOCKS RACING CLUB



A&R RACING
RACE WINNING SERVICE

FPR SUZUKI BANDIT CHALLENGE / A&R FORMULA 400 & HONDA V400 / HM RACING CLUBMAN 600



NG Road Racing – Round 1
Oulton Park International
23rd March 2024

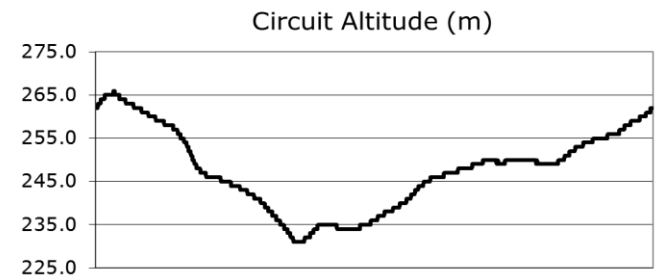
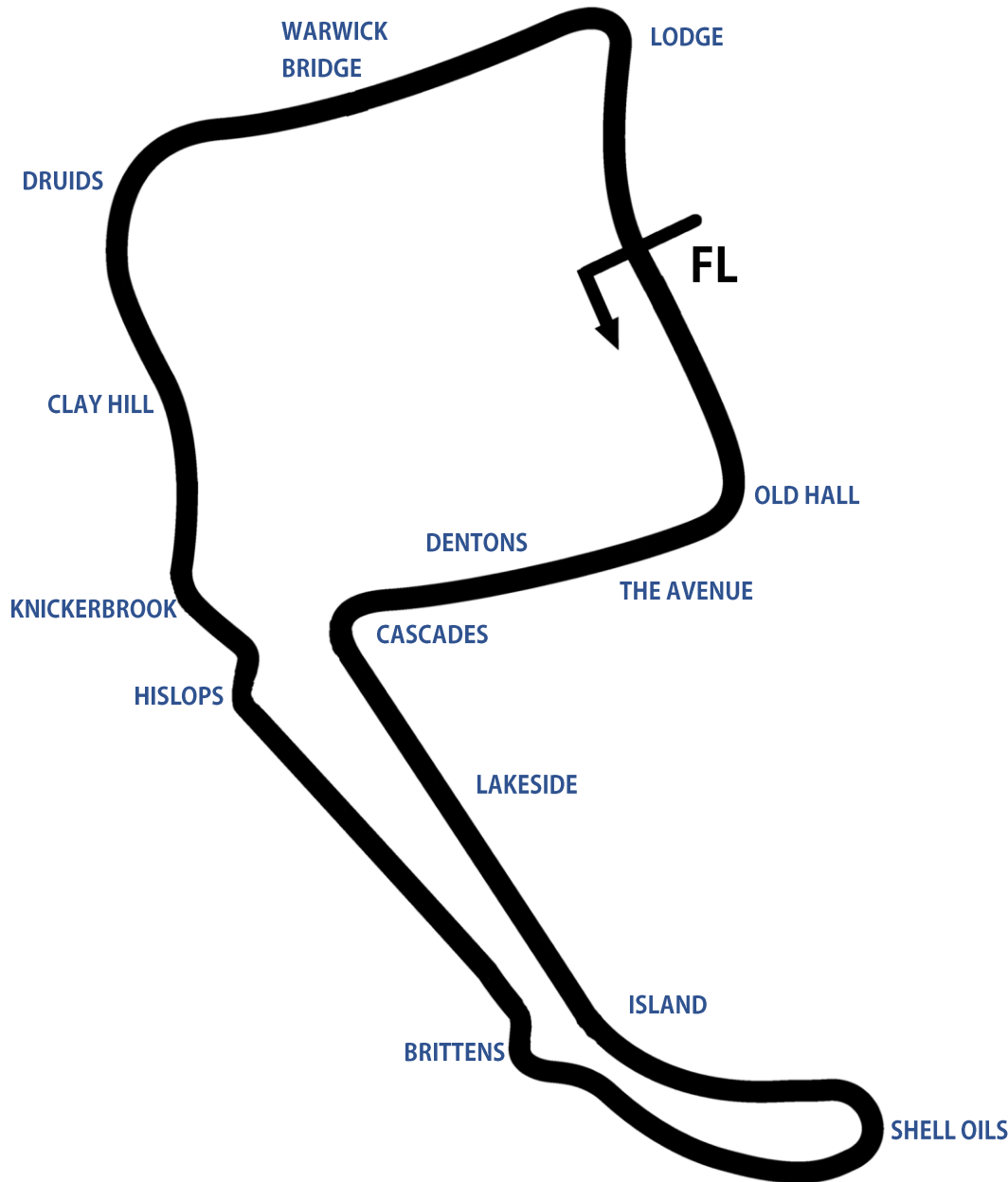


Timing & Results Provided by Timing Solutions Ltd

www.tsl-timing.com

Oulton Park International Circuit

Little Budworth, Tarporley, Cheshire, UK



Length	2.6920 miles 4.332 km 4332.4m		
FL		53.17997 N	2.61294 W
Pit Entry	4314m	53.18011 N	2.61306 W
Pit Exit	180m after FL	53.17836 N	2.61232 W
Pit Entry - Pit Exit	199m, 14.3s @ 50kph, 11.9s @ 60kph		

NG Road Racing - Rounds 1 & 2 @ Oulton Park

Bandit / F400 / V400 / National 600 / Clubman 600



Race 6 - CLASSIFICATION

Race Distance: 6 Laps / 16.15 miles

POS	NO	CL	PIC	NAME	ENTRY	LAPS	TIME	GAP	DIFF	MPH	BEST	ON	GRD	↑↓
1	122	F400	1	Ted WILKINSON	Kawasaki ZXR 400 - RMB	6	11:36.611			83.47	1:52.844	5	29	28
2	125	F400	2	Haydon SMITH	Kawasaki ZXR 400 - Shelf & Rail co	6	12:00.293	23.682	23.682	80.72	1:56.920	4	28	26
3	44	BAN	1	Harley PREBBLE	Suzuki Bandit 600 - Redneck Racing	6	12:03.186	26.575	2.893	80.40	1:58.659	3	7	4
4	2	BAN	2	David GREENWOOD	Suzuki Bandit 600 - Hapton	6	12:09.312	32.701	6.126	79.72	1:59.517	3	1	-3
5	29	BAN	3	Neil ATTENBOROUGH	Suzuki Bandit 600 - Attenborough Heating	6	12:11.284	34.673	1.972	79.51	1:59.139	6	6	1
6	186	BAN	4	Daniel TUPLIN	Suzuki Bandit 600 - ED Racing	6	12:17.331	40.720	6.047	78.86	2:00.522	6	2	-4
7	111	BAN	5	Adrian O'CONNOR	Suzuki Bandit 600 - Grace Racing	6	12:19.160	42.549	1.829	78.66	2:01.463	5	5	-2
8	52	600	1	Paul MESSENGER	Yamaha R6 - Specialist Lifting Solutions	6	12:20.076	43.465	0.916	78.56	1:59.105	6	35	27
9	78	BAN	6	Mark WARDLE	Suzuki Bandit 600 - Rooster Pig Racing	6	12:28.852	52.241	8.776	77.64	2:01.564	6	4	-5
10	34	600	2	Sean COOKNEY	Kawasaki ZXR 600 - Ashton-under-Lyne	6	12:31.219	54.608	2.367	77.40	2:01.450	5	34	24
11	48	F400	3	Pete GIBSON	Honda VFR400 - Exeter	6	12:31.991	55.380	0.772	77.32	2:02.223	4	22	11
12	115	F400	4	Jake DONKERSLEY	Honda VFR400 - Bury st Edmunds	6	12:32.440	55.829	0.449	77.27	2:01.575	5	26	14
13	120	BAN	7	Shannon BISHOP	Suzuki Bandit 600 - Bishy Racing	6	12:36.807	1:00.196	4.367	76.83	2:04.299	6	3	-10
14	54	BAN	8	Keith CHAMBERS	Suzuki Bandit 600 - Second Gear Motorcycle Clothing	6	12:36.860	1:00.249	0.053	76.82	2:03.888	4	11	-3
15	988	F400	5	Anthony NORTHOVER	Kawasaki ZXR 400 - Swansea	6	12:43.075	1:06.464	6.215	76.20	2:04.735	4	23	8
16	90	V400	1	Steve RAPA	Honda V400 -	6	12:46.388	1:09.777	3.313	75.87	2:05.187	5	33	17
17	35	BAN	9	Tim HAWKINS	Suzuki Bandit 600 - Watchet	6	12:49.558	1:12.947	3.170	75.55	2:06.151	4	8	-9
18	17	BAN	10	Shane WATSON	Suzuki Bandit 600 - Sutton in Ashfield	6	12:49.942	1:13.331	0.384	75.52	2:06.665	6	10	-8
19	96	BAN	11	Craig HARRIS	Suzuki Bandit 600 - Billingham MOT Center	6	12:53.156	1:16.545	3.214	75.20	2:05.149	6	9	-10
20	58	BAN	12	Grant DAVIES	Suzuki Bandit 600 - WWW Racing	6	12:53.601	1:16.990	0.445	75.16	2:04.929	4	16	-4
21	9	BAN	13	Richard DAVIS	Suzuki Bandit 600 - Speen	6	13:00.548	1:23.937	6.947	74.49	2:06.645	6	15	-6
22	242	600	3	Martin FARRELLY	Triumph 675 - Hinckley	6	13:01.915	1:25.304	1.367	74.36	2:05.694	6	36	14
23	510	BAN	14	Kieran BARKER	Suzuki Bandit 600 - Skipton	6	13:02.427	1:25.816	0.512	74.31	2:07.143	5	17	-6
24	89	BAN	15	Zac LEIGH	Suzuki Bandit 600 - Elite vrc	6	13:06.453	1:29.842	4.026	73.93	2:08.237	6	13	-11
25	50	BAN	16	Kevin GALE	-	6	13:09.415	1:32.804	2.962	73.65	2:08.095	6	32	7
26	55	BAN	17	Lance MASCALL	Suzuki Bandit 600 - Acorns to Oaks	6	13:12.318	1:35.707	2.903	73.38	2:08.907	5	18	-8
27	24	F400	6	Harley GODZISZ	Honda VFR400 - SonicRacing.co.uk	6	13:17.007	1:40.396	4.689	72.95	2:10.503	3	20	-7
28	83	F400	7	Ryan DONNELLY	Kawasaki ZXR 400 - Elstree & Borehamwood	6	13:22.766	1:46.155	5.759	72.43	2:10.367	3	31	3
29	135	BAN	18	John GOULDING	Suzuki Bandit 600 - Wincanton Motorsport Ltd	6	13:30.918	1:54.307	8.152	71.70	2:11.538	6	19	-10
30	171	BAN	19	Alexander LAIDLAW	Suzuki Bandit 600 - Swadlincote	5	11:39.280	1 Lap	1 Lap	69.29	2:15.893	5	14	-16

NOT CLASSIFIED

DNF	107	F400		Calum BEACH	Kawasaki ZXR 400 - UPVC outlet	0								25
-----	-----	------	--	-------------	--------------------------------	---	--	--	--	--	--	--	--	----

FASTEST LAP

122	F400	Ted WILKINSON	Kawasaki ZXR 400 - RMB	5	1:52.844	85.88 mph	138.21 kph
44	BAN	Harley PREBBLE	Suzuki Bandit 600 - Redneck Racing	3	1:58.659	81.67 mph	131.44 kph
52	600	Paul MESSENGER	Yamaha R6 - Specialist Lifting Solutions	6	1:59.105	81.36 mph	130.94 kph
90	V400	Steve RAPA	Honda V400 -	5	2:05.187	77.41 mph	124.58 kph

Comments: No 78 - Mark Wardle - 10 second penalty - Jump Start
 Class F400 - 92.5% of Race Speed = 77.20 mph
 Class BAN - 92.5% of Race Speed = 74.37 mph
 Class 600 - 92.5% of Race Speed = 72.66 mph
 Class V400 - 92.5% of Race Speed = 70.17 mph

Weather / Track : Cloudy / Dry
 These results are provisional until the conclusion of any judicial and technical matters.

Date: 23/03/2024 Start: 12:23 Finish: 12:35
 Oulton Park International: 2.6920 miles

Clerk Of Course: Steve Bostock	Stewards:	Timekeeper: NG Timekeepers	
--------------------------------	-----------	----------------------------	--

Results can be found at www.tsl-timing.com

Printed - 12:40 Saturday, 23 March 2024



NG Road Racing - Rounds 1 & 2 @ Oulton Park

Bandit / F400 / V400 / National 600 / Clubman 600

Race 6 - LAP CHART

LAP 1 @ 12:25:58.358

NO	BEHIND	LAP TIME
44		2:06.801
186	0.202	2:07.003
2	0.361	2:07.162
122	0.910	2:07.711
78	1.628	2:08.429
125	1.712	2:08.513
29	1.729	2:08.530
111	2.667	2:09.468
120	3.842	2:10.643
17	5.782	2:12.583
35	6.033	2:12.834
54	6.240	2:13.041
48	8.230	2:15.031
52	8.354	2:15.155
9	9.744	2:16.545
115	9.857	2:16.658
90	10.079	2:16.880
96	10.565	2:17.366
988	10.730	2:17.531
510	11.258	2:18.059
34	12.744	2:19.545
50	14.081	2:20.882
55	14.308	2:21.109
58	14.637	2:21.438
89	14.950	2:21.751
24	15.831	2:22.632
242	17.718	2:24.519
83	19.869	2:26.670
171	20.225	2:27.026
135	20.452	2:27.253

LAP 2 @ 12:27:54.965

NO	BEHIND	LAP TIME
122		1:55.697
44	3.348	1:59.955
125	4.453	1:59.348
2	4.919	2:01.165
186	7.010	2:03.415
78	7.620	2:02.599
29	7.715	2:02.593
111	8.425	2:02.365
120	12.890	2:05.655
52	15.512	2:03.765
54	15.717	2:06.084
48	17.175	2:05.552
17	17.627	2:08.452
115	17.801	2:04.551
35	18.290	2:08.864
988	19.080	2:04.957
90	19.681	2:06.209
34	19.977	2:03.840
96	22.532	2:08.574
9	24.233	2:11.096
510	24.718	2:10.067
58	25.393	2:07.363
55	28.688	2:10.987
89	28.825	2:10.482
50	29.697	2:12.223
24	30.072	2:10.848
242	30.828	2:09.717
83	36.585	2:13.323
135	37.662	2:13.817
171	43.462	2:19.844

LAP 3 @ 12:29:48.656

NO	BEHIND	LAP TIME
122		1:53.691
44	8.316	1:58.659
125	9.281	1:58.519
2	10.745	1:59.517
29	14.596	2:00.572
186	15.733	2:02.414
78	16.352	2:02.423
111	16.598	2:01.864
52	23.625	2:01.804
120	24.740	2:05.541
48	26.606	2:03.122
54	27.062	2:05.036
34	28.046	2:01.760
115	29.058	2:04.948
988	30.757	2:05.368
17	31.086	2:07.150
35	31.870	2:07.271
90	32.348	2:06.358
96	35.986	2:07.145
58	39.140	2:07.438
9	40.012	2:09.470
510	40.549	2:09.522
89	43.407	2:08.273
55	46.018	2:11.021
242	46.361	2:09.224
50	46.404	2:10.398
24	46.884	2:10.503
83	53.261	2:10.367
135	56.717	2:12.746
171	1:09.356	2:19.585

LAP 4 @ 12:31:42.312

NO	BEHIND	LAP TIME
122		1:53.656
125	12.545	1:56.920
44	13.792	1:59.132
2	16.762	1:59.673
29	21.091	2:00.151
186	24.291	2:02.214
111	24.509	2:01.567
78	24.814	2:02.118
52	30.995	2:01.026
48	35.173	2:02.223
120	35.520	2:04.436
34	36.130	2:01.740
54	37.294	2:03.888
115	37.348	2:01.946
988	41.836	2:04.735
35	44.365	2:06.151
17	44.670	2:07.240
90	45.031	2:06.339
96	50.181	2:07.851
58	50.413	2:04.929
9	54.720	2:08.364
510	54.877	2:07.984
89	58.310	2:08.559
242	59.421	2:06.716
50	1:01.747	2:08.999
55	1:03.520	2:11.158
24	1:03.988	2:10.760
83	1:11.074	2:11.469
135	1:16.290	2:13.229

LAP 5 @ 12:33:35.156

NO	BEHIND	LAP TIME
122		1:52.844
125	17.718	1:58.017
44	19.975	1:59.027
2	24.350	2:00.432
29	28.546	2:00.299
111	33.128	2:01.463
186	33.210	2:01.763
78	33.689	2:01.719
52	37.372	1:59.221
34	44.736	2:01.450
48	45.711	2:03.382
115	46.079	2:01.575
120	48.909	2:06.233
54	49.069	2:04.619
988	53.832	2:04.840
90	57.374	2:05.187
35	58.501	2:06.980
17	59.678	2:07.852
58	1:03.448	2:05.879
96	1:04.408	2:07.071
510	1:09.176	2:07.143
9	1:10.304	2:08.428
242	1:12.622	2:06.045
89	1:14.617	2:09.151
50	1:17.721	2:08.818
55	1:19.583	2:08.907
24	1:22.640	2:11.496
83	1:28.646	2:10.416
135	1:35.781	2:12.335

LAP 6 @ 12:35:28.168

NO	BEHIND	LAP TIME
122		1:53.012
171	1 Lap	2:15.893
125	23.682	1:58.976
44	26.575	1:59.612
2	32.701	2:01.363
29	34.673	1:59.139
186	40.720	2:00.522
78	42.241	2:01.564
111	42.549	2:02.433
52	43.465	1:59.105
34	54.608	2:02.884
48	55.380	2:02.681
115	55.829	2:02.762
120	1:00.196	2:04.299
54	1:00.249	2:04.192
988	1:06.464	2:05.644
90	1:09.777	2:05.415
35	1:12.947	2:07.458
17	1:13.331	2:06.665
96	1:16.545	2:05.149
58	1:16.990	2:06.554
9	1:23.937	2:06.645
242	1:25.304	2:05.694
510	1:25.816	2:09.652
89	1:29.842	2:08.237
50	1:32.804	2:08.095
55	1:35.707	2:09.136
24	1:40.396	2:10.768
83	1:46.155	2:10.521

171 1:32.632 2:16.932

135 1:54.307 2:11.538

NG Road Racing - Rounds 1 & 2 @ Oulton Park

Bandit / F400 / V400 / National 600 / Clubman 600

Race 6 - LAP ANALYSIS

DIFF = Difference To Personal Best Lap

P1 122 Ted WILKINSON				
LAP	LAP TIME	DIFF	MPH	TIME OF DAY
1 -	2:07.711	14.867	75.88	12:25:59.268
2 -	1:55.697	2.853	83.76	12:27:54.965
3 -	1:53.691	0.847	85.24	12:29:48.656
4 -	1:53.656 (3)	0.812	85.26	12:31:42.312
5 -	1:52.844 (1)		85.88	12:33:35.156
6 -	1:53.012 (2)	0.168	85.75	12:35:28.168

P2 125 Haydon SMITH				
LAP	LAP TIME	DIFF	MPH	TIME OF DAY
1 -	2:08.513	11.593	75.41	12:26:00.070
2 -	1:59.348	2.428	81.20	12:27:59.418
3 -	1:58.519 (3)	1.599	81.77	12:29:57.937
4 -	1:56.920 (1)		82.88	12:31:54.857
5 -	1:58.017 (2)	1.097	82.11	12:33:52.874
6 -	1:58.976	2.056	81.45	12:35:51.850

P3 44 Harley PREBBLE				
LAP	LAP TIME	DIFF	MPH	TIME OF DAY
1 -	2:06.801	8.142	76.42	12:25:58.358
2 -	1:59.955	1.296	80.79	12:27:58.313
3 -	1:58.659 (1)		81.67	12:29:56.972
4 -	1:59.132 (3)	0.473	81.34	12:31:56.104
5 -	1:59.027 (2)	0.368	81.42	12:33:55.131
6 -	1:59.612	0.953	81.02	12:35:54.743

P4 2 David GREENWOOD				
LAP	LAP TIME	DIFF	MPH	TIME OF DAY
1 -	2:07.162	7.645	76.21	12:25:58.719
2 -	2:01.165	1.648	79.98	12:27:59.884
3 -	1:59.517 (1)		81.08	12:29:59.401
4 -	1:59.673 (2)	0.156	80.98	12:31:59.074
5 -	2:00.432 (3)	0.915	80.47	12:33:59.506
6 -	2:01.363	1.846	79.85	12:36:00.869

P5 29 Neil ATTENBOROUGH				
LAP	LAP TIME	DIFF	MPH	TIME OF DAY
1 -	2:08.530	9.391	75.40	12:26:00.087
2 -	2:02.593	3.454	79.05	12:28:02.680
3 -	2:00.572	1.433	80.37	12:30:03.252
4 -	2:00.151 (2)	1.012	80.65	12:32:03.403
5 -	2:00.299 (3)	1.160	80.56	12:34:03.702
6 -	1:59.139 (1)		81.34	12:36:02.841

P6 186 Daniel TUPLIN				
LAP	LAP TIME	DIFF	MPH	TIME OF DAY
1 -	2:07.003	6.481	76.30	12:25:58.560
2 -	2:03.415	2.893	78.52	12:28:01.975
3 -	2:02.414	1.892	79.16	12:30:04.389
4 -	2:02.214 (3)	1.692	79.29	12:32:06.603
5 -	2:01.763 (2)	1.241	79.59	12:34:08.366
6 -	2:00.522 (1)		80.41	12:36:08.888

P7 111 Adrian O'CONNOR				
LAP	LAP TIME	DIFF	MPH	TIME OF DAY
1 -	2:09.468	8.005	74.85	12:26:01.025
2 -	2:02.365	0.902	79.19	12:28:03.390
3 -	2:01.864 (3)	0.401	79.52	12:30:05.254

DIFF = Difference To Personal Best Lap

4 -	2:01.567 (2)	0.104	79.71	12:32:06.821
5 -	2:01.463 (1)		79.78	12:34:08.284
6 -	2:02.433	0.970	79.15	12:36:10.717

P8 52 Paul MESSENGER				
LAP	LAP TIME	DIFF	MPH	TIME OF DAY
1 -	2:15.155	16.050	71.70	12:26:06.712
2 -	2:03.765	4.660	78.30	12:28:10.477
3 -	2:01.804	2.699	79.56	12:30:12.281
4 -	2:01.026 (3)	1.921	80.07	12:32:13.307
5 -	1:59.221 (2)	0.116	81.28	12:34:12.528
6 -	1:59.105 (1)		81.36	12:36:11.633

P9 78 Mark WARDLE				
LAP	LAP TIME	DIFF	MPH	TIME OF DAY
1 -	2:08.429	6.865	75.45	12:25:59.986
2 -	2:02.599	1.035	79.04	12:28:02.585
3 -	2:02.423	0.859	79.16	12:30:05.008
4 -	2:02.118 (3)	0.554	79.36	12:32:07.126
5 -	2:01.719 (2)	0.155	79.62	12:34:08.845
6 -	2:01.564 (1)		79.72	12:36:10.409

P10 34 Sean COOKNEY				
LAP	LAP TIME	DIFF	MPH	TIME OF DAY
1 -	2:19.545	18.095	69.44	12:26:11.102
2 -	2:03.840	2.390	78.25	12:28:14.942
3 -	2:01.760 (3)	0.310	79.59	12:30:16.702
4 -	2:01.740 (2)	0.290	79.60	12:32:18.442
5 -	2:01.450 (1)		79.79	12:34:19.892
6 -	2:02.884	1.434	78.86	12:36:22.776

P11 48 Pete GIBSON				
LAP	LAP TIME	DIFF	MPH	TIME OF DAY
1 -	2:15.031	12.808	71.77	12:26:06.588
2 -	2:05.552	3.329	77.18	12:28:12.140
3 -	2:03.122 (3)	0.899	78.71	12:30:15.262
4 -	2:02.223 (1)		79.29	12:32:17.485
5 -	2:03.382	1.159	78.54	12:34:20.867
6 -	2:02.681 (2)	0.458	78.99	12:36:23.548

P12 115 Jake DONKERSLEY				
LAP	LAP TIME	DIFF	MPH	TIME OF DAY
1 -	2:16.658	15.083	70.91	12:26:08.215
2 -	2:04.551	2.976	77.80	12:28:12.766
3 -	2:04.948	3.373	77.56	12:30:17.714
4 -	2:01.946 (2)	0.371	79.47	12:32:19.660
5 -	2:01.575 (1)		79.71	12:34:21.235
6 -	2:02.762 (3)	1.187	78.94	12:36:23.997

P13 120 Shannon BISHOP				
LAP	LAP TIME	DIFF	MPH	TIME OF DAY
1 -	2:10.643	6.344	74.18	12:26:02.200
2 -	2:05.655	1.356	77.12	12:28:07.855
3 -	2:05.541 (3)	1.242	77.19	12:30:13.396
4 -	2:04.436 (2)	0.137	77.88	12:32:17.832
5 -	2:06.233	1.934	76.77	12:34:24.065
6 -	2:04.299 (1)		77.96	12:36:28.364

NG Road Racing - Rounds 1 & 2 @ Oulton Park

Bandit / F400 / V400 / National 600 / Clubman 600

Race 6 - LAP ANALYSIS

DIFF = Difference To Personal Best Lap

P14 54 Keith CHAMBERS				
LAP	LAP TIME	DIFF	MPH	TIME OF DAY
1 -	2:13.041	9.153	72.84	12:26:04.598
2 -	2:06.084	2.196	76.86	12:28:10.682
3 -	2:05.036	1.148	77.50	12:30:15.718
4 -	2:03.888 (1)		78.22	12:32:19.606
5 -	2:04.619 (3)	0.731	77.76	12:34:24.225
6 -	2:04.192 (2)	0.304	78.03	12:36:28.417

P15 988 Anthony NORTHOVER				
LAP	LAP TIME	DIFF	MPH	TIME OF DAY
1 -	2:17.531	12.796	70.46	12:26:09.088
2 -	2:04.957 (3)	0.222	77.55	12:28:14.045
3 -	2:05.368	0.633	77.30	12:30:19.413
4 -	2:04.735 (1)		77.69	12:32:24.148
5 -	2:04.840 (2)	0.105	77.62	12:34:28.988
6 -	2:05.644	0.909	77.13	12:36:34.632

P16 90 Steve RAPA				
LAP	LAP TIME	DIFF	MPH	TIME OF DAY
1 -	2:16.880	11.693	70.80	12:26:08.437
2 -	2:06.209 (3)	1.022	76.78	12:28:14.646
3 -	2:06.358	1.171	76.69	12:30:21.004
4 -	2:06.339	1.152	76.70	12:32:27.343
5 -	2:05.187 (1)		77.41	12:34:32.530
6 -	2:05.415 (2)	0.228	77.27	12:36:37.945

P17 35 Tim HAWKINS				
LAP	LAP TIME	DIFF	MPH	TIME OF DAY
1 -	2:12.834	6.683	72.95	12:26:04.391
2 -	2:08.864	2.713	75.20	12:28:13.255
3 -	2:07.271 (3)	1.120	76.14	12:30:20.526
4 -	2:06.151 (1)		76.82	12:32:26.677
5 -	2:06.980 (2)	0.829	76.32	12:34:33.657
6 -	2:07.458	1.307	76.03	12:36:41.115

P18 17 Shane WATSON				
LAP	LAP TIME	DIFF	MPH	TIME OF DAY
1 -	2:12.583	5.918	73.09	12:26:04.140
2 -	2:08.452	1.787	75.44	12:28:12.592
3 -	2:07.150 (2)	0.485	76.21	12:30:19.742
4 -	2:07.240 (3)	0.575	76.16	12:32:26.982
5 -	2:07.852	1.187	75.80	12:34:34.834
6 -	2:06.665 (1)		76.51	12:36:41.499

P19 96 Craig HARRIS				
LAP	LAP TIME	DIFF	MPH	TIME OF DAY
1 -	2:17.366	12.217	70.55	12:26:08.923
2 -	2:08.574	3.425	75.37	12:28:17.497
3 -	2:07.145 (3)	1.996	76.22	12:30:24.642
4 -	2:07.851	2.702	75.80	12:32:32.493
5 -	2:07.071 (2)	1.922	76.26	12:34:39.564
6 -	2:05.149 (1)		77.43	12:36:44.713

P20 58 Grant DAVIES				
LAP	LAP TIME	DIFF	MPH	TIME OF DAY
1 -	2:21.438	16.509	68.51	12:26:12.995
2 -	2:07.363	2.434	76.09	12:28:20.358
3 -	2:07.438	2.509	76.04	12:30:27.796

DIFF = Difference To Personal Best Lap

4 -	2:04.929 (1)		77.57	12:32:32.725
5 -	2:05.879 (2)	0.950	76.98	12:34:38.604
6 -	2:06.554 (3)	1.625	76.57	12:36:45.158

P21 9 Richard DAVIS				
LAP	LAP TIME	DIFF	MPH	TIME OF DAY
1 -	2:16.545	9.900	70.97	12:26:08.102
2 -	2:11.096	4.451	73.92	12:28:19.198
3 -	2:09.470	2.825	74.85	12:30:28.668
4 -	2:08.364 (2)	1.719	75.49	12:32:37.032
5 -	2:08.428 (3)	1.783	75.46	12:34:45.460
6 -	2:06.645 (1)		76.52	12:36:52.105

P22 242 Martin FARRELLY				
LAP	LAP TIME	DIFF	MPH	TIME OF DAY
1 -	2:24.519	18.825	67.05	12:26:16.076
2 -	2:09.717	4.023	74.71	12:28:25.793
3 -	2:09.224	3.530	74.99	12:30:35.017
4 -	2:06.716 (3)	1.022	76.48	12:32:41.733
5 -	2:06.045 (2)	0.351	76.88	12:34:47.778
6 -	2:05.694 (1)		77.10	12:36:53.472

P23 510 Kieran BARKER				
LAP	LAP TIME	DIFF	MPH	TIME OF DAY
1 -	2:18.059	10.916	70.19	12:26:09.616
2 -	2:10.067	2.924	74.51	12:28:19.683
3 -	2:09.522 (3)	2.379	74.82	12:30:29.205
4 -	2:07.984 (2)	0.841	75.72	12:32:37.189
5 -	2:07.143 (1)		76.22	12:34:44.332
6 -	2:09.652	2.509	74.74	12:36:53.984

P24 89 Zac LEIGH				
LAP	LAP TIME	DIFF	MPH	TIME OF DAY
1 -	2:21.751	13.514	68.36	12:26:13.308
2 -	2:10.482	2.245	74.27	12:28:23.790
3 -	2:08.273 (2)	0.036	75.55	12:30:32.063
4 -	2:08.559 (3)	0.322	75.38	12:32:40.622
5 -	2:09.151	0.914	75.03	12:34:49.773
6 -	2:08.237 (1)		75.57	12:36:58.010

P25 50 Kevin GALE				
LAP	LAP TIME	DIFF	MPH	TIME OF DAY
1 -	2:20.882	12.787	68.78	12:26:12.439
2 -	2:12.223	4.128	73.29	12:28:24.662
3 -	2:10.398	2.303	74.32	12:30:35.060
4 -	2:08.999 (3)	0.904	75.12	12:32:44.059
5 -	2:08.818 (2)	0.723	75.23	12:34:52.877
6 -	2:08.095 (1)		75.65	12:37:00.972

P26 55 Lance MASCALL				
LAP	LAP TIME	DIFF	MPH	TIME OF DAY
1 -	2:21.109	12.202	68.67	12:26:12.666
2 -	2:10.987 (3)	2.080	73.98	12:28:23.653
3 -	2:11.021	2.114	73.96	12:30:34.674
4 -	2:11.158	2.251	73.89	12:32:45.832
5 -	2:08.907 (1)		75.18	12:34:54.739
6 -	2:09.136 (2)	0.229	75.04	12:37:03.875

NG Road Racing - Rounds 1 & 2 @ Oulton Park

Bandit / F400 / V400 / National 600 / Clubman 600

Race 6 - LAP ANALYSIS

DIFF = Difference To Personal Best Lap

P27 24 Harley GODZISZ				
LAP	LAP TIME	DIFF	MPH	TIME OF DAY
1 -	2:22.632	12.129	67.94	12:26:14.189
2 -	2:10.848	0.345	74.06	12:28:25.037
3 -	2:10.503 (1)		74.26	12:30:35.540
4 -	2:10.760 (2)	0.257	74.11	12:32:46.300
5 -	2:11.496	0.993	73.70	12:34:57.796
6 -	2:10.768 (3)	0.265	74.11	12:37:08.564

P28 83 Ryan DONNELLY				
LAP	LAP TIME	DIFF	MPH	TIME OF DAY
1 -	2:26.670	16.303	66.07	12:26:18.227
2 -	2:13.323	2.956	72.69	12:28:31.550
3 -	2:10.367 (1)		74.33	12:30:41.917
4 -	2:11.469	1.102	73.71	12:32:53.386
5 -	2:10.416 (2)	0.049	74.31	12:35:03.802
6 -	2:10.521 (3)	0.154	74.25	12:37:14.323

P29 135 John GOULDING				
LAP	LAP TIME	DIFF	MPH	TIME OF DAY
1 -	2:27.253	15.715	65.81	12:26:18.810
2 -	2:13.817	2.279	72.42	12:28:32.627
3 -	2:12.746 (3)	1.208	73.00	12:30:45.373
4 -	2:13.229	1.691	72.74	12:32:58.602
5 -	2:12.335 (2)	0.797	73.23	12:35:10.937
6 -	2:11.538 (1)		73.67	12:37:22.475

P30 171 Alexander LAIDLAW				
LAP	LAP TIME	DIFF	MPH	TIME OF DAY
1 -	2:27.026	11.133	65.91	12:26:18.583
2 -	2:19.844	3.951	69.30	12:28:38.427
3 -	2:19.585 (3)	3.692	69.42	12:30:58.012
4 -	2:16.932 (2)	1.039	70.77	12:33:14.944
5 -	2:15.893 (1)		71.31	12:35:30.837

NG Road Racing - Rounds 1 & 2 @ Oulton Park
Bandit / F400 / V400 / National 600 / Clubman 600
Race 6 - STATISTICS

Competitors Started 30
Planned Start 2024-03-23 @ 12:00:00.000
Actual Start 2024-03-23 @ 12:23:51.556
Finish Time 2024-03-23 @ 12:35:28.167
Track Length 2.6920mi.
Total Laps 179
Total Distance Covered 481.8731mi.

Session Fastest Lap History

NO	CL	NAME	LAP TIME	TIME OF DAY	LAP	VEHICLE
122		Ted WILKINSON	1:55.697	12:27:54.977	2	Kawasaki ZXR 400
122		Ted WILKINSON	1:53.691	12:29:48.668	3	Kawasaki ZXR 400
122		Ted WILKINSON	1:53.656	12:31:42.326	4	Kawasaki ZXR 400
122		Ted WILKINSON	1:52.844	12:33:35.170	5	Kawasaki ZXR 400

Session Leader History

NO	CL	NAME	FROM LAP	LAPS LED	DISTANCE	VEHICLE
44	FPR Suzuki	Harley PREBBLE	1	1	2.69 miles	Suzuki Bandit 600
122		Ted WILKINSON	2	5	13.46 miles	Kawasaki ZXR 400

Flag History

TYPE	TIME OF DAY
GREEN	12:23:51.556
FINISH	12:35:28.167

Flag Statistics

TYPE	COUNT	TOTAL LAPS	TOTAL TIME
Green	1	6	13:43.855
Red	0	0	0.000
Safety Car	0	0	0.000
FCY	0	0	0.000

NG Road Racing - Rounds 1 & 2 @ Oulton Park

Bandit / F400 / V400 / National 600 / Clubman 600

Race 6 - STATISTICS

CLASS : FPR Suzuki Bandit Challenge

19 Starters

Fastest Lap History

NO	NAME	LAP TIME	TIME OF DAY	LAP	VEHICLE
44	Harley PREBBLE	1:59.955	12:27:58.335	2	Suzuki Bandit 600
44	Harley PREBBLE	1:58.659	12:29:56.996	3	Suzuki Bandit 600

Leader History

NO	NAME	FROM LAP	LAPS LED	DISTANCE	VEHICLE
44	Harley PREBBLE	1	6	16.15 miles	Suzuki Bandit 600

NG Road Racing - Rounds 1 & 2 @ Oulton Park

Bandit / F400 / V400 / National 600 / Clubman 600

Race 6 - STATISTICS

CLASS : F400

7 Starters

Fastest Lap History

NO	NAME	LAP TIME	TIME OF DAY	LAP	VEHICLE
122	Ted WILKINSON	1:55.697	12:27:54.977	2	Kawasaki ZXR 400
122	Ted WILKINSON	1:53.691	12:29:48.668	3	Kawasaki ZXR 400
122	Ted WILKINSON	1:53.656	12:31:42.326	4	Kawasaki ZXR 400
122	Ted WILKINSON	1:52.844	12:33:35.170	5	Kawasaki ZXR 400

Leader History

NO	NAME	FROM LAP	LAPS LED	DISTANCE	VEHICLE
122	Ted WILKINSON	1	6	16.15 miles	Kawasaki ZXR 400

NG Road Racing - Rounds 1 & 2 @ Oulton Park

Bandit / F400 / V400 / National 600 / Clubman 600

Race 6 - STATISTICS

CLASS : V400

1 Starters

Fastest Lap History

NO	NAME	LAP TIME	TIME OF DAY	LAP	VEHICLE
90	Steve RAPA	2:06.209	12:28:14.672	2	Honda V400
90	Steve RAPA	2:05.187	12:34:32.555	5	Honda V400

Leader History

NO	NAME	FROM LAP	LAPS LED	DISTANCE	VEHICLE
90	Steve RAPA	1	6	16.15 miles	Honda V400

NG Road Racing - Rounds 1 & 2 @ Oulton Park
Bandit / F400 / V400 / National 600 / Clubman 600
Race 6 - STATISTICS

CLASS : 600

3 Starters

Fastest Lap History

NO	NAME	LAP TIME	TIME OF DAY	LAP	VEHICLE
52	Paul MESSENGER	2:03.765	12:28:10.509	2	Yamaha R6
52	Paul MESSENGER	2:01.804	12:30:12.312	3	Yamaha R6
34	Sean COOKNEY	2:01.760	12:30:16.728	3	Kawasaki ZXR 600
52	Paul MESSENGER	2:01.026	12:32:13.339	4	Yamaha R6
52	Paul MESSENGER	1:59.221	12:34:12.559	5	Yamaha R6
52	Paul MESSENGER	1:59.105	12:36:11.668	6	Yamaha R6

Leader History


NO	NAME	FROM LAP	LAPS LED	DISTANCE	VEHICLE
52	Paul MESSENGER	1	6	16.15 miles	Yamaha R6

NG Road Racing - Rounds 1 & 2 @ Oulton Park

Bandit / F400 / V400 / National 600 / Clubman 600

Race 6 - GRID (6 Laps)

ROW 11									31	83 Ryan DONNELLY
ROW 10	30	30 Jason CORCORAN	29	122 Ted WILKINSON	28	125 Haydon SMITH				
ROW 9		27	116 Phillip SMALLMAN	26	115 Jake DONKERSLEY	25	107 Calum BEACH			
ROW 8	24	128 Liam ARMITAGE	23	988 Anthony NORTHOVER	22	48 Pete GIBSON				
ROW 7		21	13 Dan HANBY	20	24 Harley GODZISZ	19	135 John GOULDING			
ROW 6	18	55 Lance MASCALL	17	510 Kieran BARKER	16	58 Grant DAVIES				
ROW 5		15	9 Richard DAVIS	14	171 Alexander LAIDLAW	13	89 Zac LEIGH			
ROW 4	12	95 Darren EAST	11	54 Keith CHAMBERS	10	17 Shane WATSON				
ROW 3		9	96 Craig HARRIS	8	35 Tim HAWKINS	7	44 Harley PREBBLE			
ROW 2	6	29 Neil ATTENBOROUGH	5	111 Adrian O'CONNOR	4	78 Mark WARDLE				
ROW 1		3	120 Shannon BISHOP	2	186 Daniel TUPLIN	1	153 David GREENWOOD			
										Pole



Oulton Park International: 2.6920 miles

NG Road Racing - Rounds 1 & 2 @ Oulton Park

Bandit / F400 / V400 / National 600 / Clubman 600



Race 15 - CLASSIFICATION

Race Distance: 8 Laps / 21.53 miles

POS	NO	CL	PIC	NAME	ENTRY	LAPS	TIME	GAP	DIFF	MPH	BEST	ON	GRD	↑↓
1	107	F400	1	Calum BEACH	Kawasaki ZXR 400 - UPVC outlet	8	15:07.153			85.46	1:50.348	6	31	30
2	122	F400	2	Ted WILKINSON	Kawasaki ZXR 400 - RMB	8	15:44.067	36.914	36.914	82.12	1:51.404	6	1	-1
3	44	BAN	1	Harley PREBBLE	Suzuki Bandit 600 - Redneck Racing	8	15:47.404	40.251	3.337	81.83	1:56.151	7	3	0
4	29	BAN	2	Neil ATTENBOROUGH	Suzuki Bandit 600 - Attenborough Heating	8	15:55.043	47.890	7.639	81.17	1:58.012	2	5	1
5	2	BAN	3	David GREENWOOD	Suzuki Bandit 600 - Hapton	8	16:02.623	55.470	7.580	80.54	1:59.186	7	4	-1
6	115	F400	3	Jake DONKERSLEY	Honda VFR400 - Bury st Edmunds	8	16:08.682	1:01.529	6.059	80.03	1:58.886	6	12	6
7	186	BAN	4	Daniel TUPLIN	Suzuki Bandit 600 - ED Racing	8	16:12.617	1:05.464	3.935	79.71	1:59.863	7	6	-1
8	90	V400	1	Steve RAPA	Honda V400 -	8	16:20.224	1:13.071	7.607	79.09	2:00.944	3	16	8
9	111	BAN	5	Adrian O'CONNOR	Suzuki Bandit 600 - Grace Racing	8	16:20.463	1:13.310	0.239	79.07	2:01.018	5	7	-2
10	48	F400	4	Pete GIBSON	Honda VFR400 - Exeter	8	16:20.775	1:13.622	0.312	79.05	1:59.489	8	11	1
11	120	BAN	6	Shannon BISHOP	Suzuki Bandit 600 - Bishy Racing	8	16:25.522	1:18.369	4.747	78.66	2:01.616	8	13	2
12	988	F400	5	Anthony NORTHOVER	Kawasaki ZXR 400 - Swansea	8	16:26.152	1:18.999	0.630	78.61	2:01.385	7	15	3
13	78	BAN	7	Mark WARDLE	Suzuki Bandit 600 - Rooster Pig Racing	8	16:26.975	1:19.822	0.823	78.55	2:01.137	8	9	-4
14	54	BAN	8	Keith CHAMBERS	Suzuki Bandit 600 - Second Gear Motorcycle Clothing	8	16:30.283	1:23.130	3.308	78.29	2:02.291	7	14	0
15	96	BAN	9	Craig HARRIS	Suzuki Bandit 600 - Billinghay MOT Center	8	16:40.360	1:33.207	10.077	77.50	2:02.594	6	19	4
16	17	BAN	10	Shane WATSON	Suzuki Bandit 600 - Sutton in Ashfield	8	16:53.513	1:46.360	13.153	76.49	2:04.657	3	18	2
17	9	BAN	11	Richard DAVIS	Suzuki Bandit 600 - Speen	8	17:01.555	1:54.402	8.042	75.89	2:05.924	8	21	4
18	50	BAN	12	Kevin GALE	-	8	17:06.714	1:59.561	5.159	75.51	2:06.260	4	25	7
19	83	F400	6	Ryan DONNELLY	Kawasaki ZXR 400 - Elstree & Borehamwood	8	17:22.510	2:15.357	15.796	74.36	2:06.441	7	28	9
20	89	BAN	13	Zac LEIGH	Suzuki Bandit 600 - Elite vrc	7	15:09.827	1 Lap	1 Lap	74.56	2:07.859	2	24	4
21	24	F400	7	Harley GODZISZ	Honda VFR400 - SonicRacing.co.uk	7	15:18.282	1 Lap	8.455	73.87	2:09.037	3	27	6
22	510	BAN	14	Kieran BARKER	Suzuki Bandit 600 - Skipton	7	15:28.867	1 Lap	10.585	73.03	2:06.835	7	23	1
23	135	BAN	15	John GOULDING	Suzuki Bandit 600 - Wincanton Motorsport Ltd	7	15:46.507	1 Lap	17.640	71.67	2:12.144	3	29	6
24	171	BAN	16	Alexander LAIDLAW	Suzuki Bandit 600 - Swadlincote	7	15:51.462	1 Lap	4.955	71.29	2:13.997	3	30	6

NOT CLASSIFIED

DNF	125	F400		Haydon SMITH	Kawasaki ZXR 400 - Shelf & Rail co	7	14:50.943	1 Lap		76.14	1:56.251	4	2	
DNF	189	600		Chris GANLEY	Yamaha R6 - G-Rex Racing	7	14:55.348	1 Lap	4.405	75.76	2:03.729	6	40	
DNF	35	BAN		Tim HAWKINS	Suzuki Bandit 600 - Watchet	7	15:27.121	1 Lap	31.773	73.17	2:04.576	5	17	
DNF	58	BAN		Grant DAVIES	Suzuki Bandit 600 - WWW Racing	4	8:23.686	4 Laps	3 Laps	76.96	2:02.486	4	20	
DNF	55	BAN		Lance MASCALL	Suzuki Bandit 600 - Acorns to Oaks	3	6:32.947	5 Laps	1 Lap	73.98	2:07.670	2	26	

FASTEST LAP

107	F400	Calum BEACH	Kawasaki ZXR 400 - UPVC outlet	6	1:50.348	87.82 mph	141.34 kph
44	BAN	Harley PREBBLE	Suzuki Bandit 600 - Redneck Racing	7	1:56.151	83.43 mph	134.27 kph
90	V400	Steve RAPA	Honda V400 -	3	2:00.944	80.13 mph	128.95 kph
189	600	Chris GANLEY	Yamaha R6 - G-Rex Racing	6	2:03.729	78.32 mph	126.05 kph

Comments:

Class F400 - 92.5% of Race Speed = 79.05 mph
 Class BAN - 92.5% of Race Speed = 75.69 mph
 Class V400 - 92.5% of Race Speed = 73.15 mph

Weather / Track : Cloudy / Dry

These results are provisional until the conclusion of any judicial and technical matters.

Date: 23/03/2024 Start: 16:09 Finish: 16:24

Oulton Park International: 2.6920 miles

Clerk Of Course: Steve Bostock	Stewards:	Timekeeper: NG Timekeepers	
--------------------------------	-----------	----------------------------	--

Results can be found at www.tsl-timing.com

Printed - 16:27 Saturday, 23 March 2024



NG Road Racing - Rounds 1 & 2 @ Oulton Park

Bandit / F400 / V400 / National 600 / Clubman 600

Race 15 - LAP ANALYSIS

DIFF = Difference To Personal Best Lap

P1 107 Calum BEACH				
LAP	LAP TIME	DIFF	MPH	TIME OF DAY
1 -	2:05.100	14.752	77.46	16:11:33.045
2 -	1:53.180	2.832	85.62	16:13:26.225
3 -	1:51.321 (3)	0.973	87.05	16:15:17.546
4 -	1:50.575 (2)	0.227	87.64	16:17:08.121
5 -	1:51.827	1.479	86.66	16:18:59.948
6 -	1:50.348 (1)		87.82	16:20:50.296
7 -	1:52.510	2.162	86.13	16:22:42.806
8 -	1:52.292	1.944	86.30	16:24:35.098

P2 122 Ted WILKINSON				
LAP	LAP TIME	DIFF	MPH	TIME OF DAY
1 -	2:25.560	34.156	66.57	16:11:53.505
2 -	1:57.918	6.514	82.18	16:13:51.423
3 -	1:55.217	3.813	84.11	16:15:46.640
4 -	1:55.325	3.921	84.03	16:17:41.965
5 -	1:53.118 (3)	1.714	85.67	16:19:35.083
6 -	1:51.404 (1)		86.99	16:21:26.487
7 -	1:52.116 (2)	0.712	86.43	16:23:18.603
8 -	1:53.409	2.005	85.45	16:25:12.012

P3 44 Harley PREBBLE				
LAP	LAP TIME	DIFF	MPH	TIME OF DAY
1 -	2:02.844	6.693	78.89	16:11:30.789
2 -	1:58.025 (3)	1.874	82.11	16:13:28.814
3 -	1:58.312	2.161	81.91	16:15:27.126
4 -	1:58.326	2.175	81.90	16:17:25.452
5 -	1:58.764	2.613	81.60	16:19:24.216
6 -	1:58.397	2.246	81.85	16:21:22.613
7 -	1:56.151 (1)		83.43	16:23:18.764
8 -	1:56.585 (2)	0.434	83.12	16:25:15.349

P4 29 Neil ATTENBOROUGH				
LAP	LAP TIME	DIFF	MPH	TIME OF DAY
1 -	2:03.743	5.731	78.31	16:11:31.688
2 -	1:58.012 (1)		82.12	16:13:29.700
3 -	1:58.549	0.537	81.74	16:15:28.249
4 -	1:58.542 (3)	0.530	81.75	16:17:26.791
5 -	1:58.380 (2)	0.368	81.86	16:19:25.171
6 -	1:58.648	0.636	81.68	16:21:23.819
7 -	1:59.635	1.623	81.00	16:23:23.454
8 -	1:59.534	1.522	81.07	16:25:22.988

P5 2 David GREENWOOD				
LAP	LAP TIME	DIFF	MPH	TIME OF DAY
1 -	2:04.836	5.650	77.63	16:11:32.781
2 -	1:59.666	0.480	80.98	16:13:32.447
3 -	2:00.289	1.103	80.56	16:15:32.736
4 -	1:59.336 (2)	0.150	81.21	16:17:32.072
5 -	1:59.986	0.800	80.77	16:19:32.058
6 -	1:59.449 (3)	0.263	81.13	16:21:31.507
7 -	1:59.186 (1)		81.31	16:23:30.693
8 -	1:59.875	0.689	80.84	16:25:30.568

P6 115 Jake DONKERSLEY				
LAP	LAP TIME	DIFF	MPH	TIME OF DAY
1 -	2:09.426	10.540	74.87	16:11:37.371
2 -	2:02.284	3.398	79.25	16:13:39.655
3 -	1:59.979	1.093	80.77	16:15:39.634

DIFF = Difference To Personal Best Lap

4 -	2:00.548	1.662	80.39	16:17:40.182
5 -	1:59.358	0.472	81.19	16:19:39.540
6 -	1:58.886 (1)		81.51	16:21:38.426
7 -	1:59.220 (3)	0.334	81.28	16:23:37.646
8 -	1:58.981 (2)	0.095	81.45	16:25:36.627

P7 186 Daniel TUPLIN				
LAP	LAP TIME	DIFF	MPH	TIME OF DAY
1 -	2:06.781	6.918	76.44	16:11:34.726
2 -	2:02.720	2.857	78.97	16:13:37.446
3 -	2:01.965	2.102	79.45	16:15:39.411
4 -	2:00.591	0.728	80.36	16:17:40.002
5 -	2:00.341 (3)	0.478	80.53	16:19:40.343
6 -	2:00.441	0.578	80.46	16:21:40.784
7 -	1:59.863 (1)		80.85	16:23:40.647
8 -	1:59.915 (2)	0.052	80.81	16:25:40.562

P8 90 Steve RAPA				
LAP	LAP TIME	DIFF	MPH	TIME OF DAY
1 -	2:08.693	7.749	75.30	16:11:36.638
2 -	2:02.868	1.924	78.87	16:13:39.506
3 -	2:00.944 (1)		80.13	16:15:40.450
4 -	2:01.293 (3)	0.349	79.89	16:17:41.743
5 -	2:01.455	0.511	79.79	16:19:43.198
6 -	2:01.567	0.623	79.71	16:21:44.765
7 -	2:01.181 (2)	0.237	79.97	16:23:45.946
8 -	2:02.223	1.279	79.29	16:25:48.169

P9 111 Adrian O'CONNOR				
LAP	LAP TIME	DIFF	MPH	TIME OF DAY
1 -	2:07.535	6.517	75.98	16:11:35.480
2 -	2:01.715 (3)	0.697	79.62	16:13:37.195
3 -	2:02.181	1.163	79.31	16:15:39.376
4 -	2:02.168	1.150	79.32	16:17:41.544
5 -	2:01.018 (1)		80.08	16:19:42.562
6 -	2:01.183 (2)	0.165	79.97	16:21:43.745
7 -	2:01.734	0.716	79.61	16:23:45.479
8 -	2:02.929	1.911	78.83	16:25:48.408

P10 48 Pete GIBSON				
LAP	LAP TIME	DIFF	MPH	TIME OF DAY
1 -	2:11.934	12.445	73.45	16:11:39.879
2 -	2:02.629	3.140	79.02	16:13:42.508
3 -	2:02.863	3.374	78.87	16:15:45.371
4 -	2:02.425	2.936	79.16	16:17:47.796
5 -	2:01.745	2.256	79.60	16:19:49.541
6 -	1:59.819 (2)	0.330	80.88	16:21:49.360
7 -	1:59.871 (3)	0.382	80.84	16:23:49.231
8 -	1:59.489 (1)		81.10	16:25:48.720

P11 120 Shannon BISHOP				
LAP	LAP TIME	DIFF	MPH	TIME OF DAY
1 -	2:08.082	6.466	75.66	16:11:36.027
2 -	2:03.218	1.602	78.65	16:13:39.245
3 -	2:02.624	1.008	79.03	16:15:41.869
4 -	2:03.109	1.493	78.72	16:17:44.978
5 -	2:02.957	1.341	78.81	16:19:47.935
6 -	2:01.860 (2)	0.244	79.52	16:21:49.795
7 -	2:02.056 (3)	0.440	79.40	16:23:51.851
8 -	2:01.616 (1)		79.68	16:25:53.467

NG Road Racing - Rounds 1 & 2 @ Oulton Park

Bandit / F400 / V400 / National 600 / Clubman 600

Race 15 - LAP ANALYSIS

DIFF = Difference To Personal Best Lap

P12 988 Anthony NORTHOVER				
LAP	LAP TIME	DIFF	MPH	TIME OF DAY
1 -	2:10.265	8.880	74.39	16:11:38.210
2 -	2:03.079	1.694	78.74	16:13:41.289
3 -	2:02.902	1.517	78.85	16:15:44.191
4 -	2:02.201	0.816	79.30	16:17:46.392
5 -	2:02.728	1.343	78.96	16:19:49.120
6 -	2:01.785 (2)	0.400	79.57	16:21:50.905
7 -	2:01.385 (1)		79.83	16:23:52.290
8 -	2:01.807 (3)	0.422	79.56	16:25:54.097

P13 78 Mark WARDLE				
LAP	LAP TIME	DIFF	MPH	TIME OF DAY
1 -	2:09.013	7.876	75.11	16:11:36.958
2 -	2:03.477	2.340	78.48	16:13:40.435
3 -	2:03.142	2.005	78.70	16:15:43.577
4 -	2:03.104	1.967	78.72	16:17:46.681
5 -	2:03.234	2.097	78.64	16:19:49.915
6 -	2:01.962 (3)	0.825	79.46	16:21:51.877
7 -	2:01.906 (2)	0.769	79.49	16:23:53.783
8 -	2:01.137 (1)		80.00	16:25:54.920

P14 54 Keith CHAMBERS				
LAP	LAP TIME	DIFF	MPH	TIME OF DAY
1 -	2:10.703	8.412	74.14	16:11:38.648
2 -	2:03.195	0.904	78.66	16:13:41.843
3 -	2:02.900	0.609	78.85	16:15:44.743
4 -	2:02.703 (3)	0.412	78.98	16:17:47.446
5 -	2:03.019	0.728	78.77	16:19:50.465
6 -	2:02.483 (2)	0.192	79.12	16:21:52.948
7 -	2:02.291 (1)		79.24	16:23:55.239
8 -	2:02.989	0.698	78.79	16:25:58.228

P15 96 Craig HARRIS				
LAP	LAP TIME	DIFF	MPH	TIME OF DAY
1 -	2:12.186	9.592	73.31	16:11:40.131
2 -	2:03.656	1.062	78.37	16:13:43.787
3 -	2:03.359 (2)	0.765	78.56	16:15:47.146
4 -	2:03.500 (3)	0.906	78.47	16:17:50.646
5 -	2:03.581	0.987	78.42	16:19:54.227
6 -	2:02.594 (1)		79.05	16:21:56.821
7 -	2:04.108	1.514	78.08	16:24:00.929
8 -	2:07.376	4.782	76.08	16:26:08.305

P16 17 Shane WATSON				
LAP	LAP TIME	DIFF	MPH	TIME OF DAY
1 -	2:13.532	8.875	72.57	16:11:41.477
2 -	2:05.121 (2)	0.464	77.45	16:13:46.598
3 -	2:04.657 (1)		77.74	16:15:51.255
4 -	2:05.430 (3)	0.773	77.26	16:17:56.685
5 -	2:06.360	1.703	76.69	16:20:03.045
6 -	2:06.256	1.599	76.75	16:22:09.301
7 -	2:06.037	1.380	76.89	16:24:15.338
8 -	2:06.120	1.463	76.84	16:26:21.458

P17 9 Richard DAVIS				
LAP	LAP TIME	DIFF	MPH	TIME OF DAY
1 -	2:16.396	10.472	71.05	16:11:44.341
2 -	2:06.930	1.006	76.35	16:13:51.271
3 -	2:06.959	1.035	76.33	16:15:58.230

DIFF = Difference To Personal Best Lap

4 -	2:05.964 (2)	0.040	76.93	16:18:04.194
5 -	2:06.331 (3)	0.407	76.71	16:20:10.525
6 -	2:06.607	0.683	76.54	16:22:17.132
7 -	2:06.444	0.520	76.64	16:24:23.576
8 -	2:05.924 (1)		76.96	16:26:29.500

P18 50 Kevin GALE				
LAP	LAP TIME	DIFF	MPH	TIME OF DAY
1 -	2:15.195	8.935	71.68	16:11:43.140
2 -	2:07.338	1.078	76.10	16:13:50.478
3 -	2:07.039 (2)	0.779	76.28	16:15:57.517
4 -	2:06.260 (1)		76.75	16:18:03.777
5 -	2:07.276 (3)	1.016	76.14	16:20:11.053
6 -	2:07.799	1.539	75.83	16:22:18.852
7 -	2:08.524	2.264	75.40	16:24:27.376
8 -	2:07.283	1.023	76.13	16:26:34.659

P19 83 Ryan DONNELLY				
LAP	LAP TIME	DIFF	MPH	TIME OF DAY
1 -	2:18.360	11.919	70.04	16:11:46.305
2 -	2:08.166	1.725	75.61	16:13:54.471
3 -	2:07.325 (3)	0.884	76.11	16:16:01.796
4 -	2:08.876	2.435	75.19	16:18:10.672
5 -	2:09.781	3.340	74.67	16:20:20.453
6 -	2:06.637 (2)	0.196	76.52	16:22:27.090
7 -	2:06.441 (1)		76.64	16:24:33.531
8 -	2:16.924	10.483	70.77	16:26:50.455

P20 89 Zac LEIGH				
LAP	LAP TIME	DIFF	MPH	TIME OF DAY
1 -	2:17.311	9.452	70.57	16:11:45.256
2 -	2:07.859 (1)		75.79	16:13:53.115
3 -	2:07.864 (2)	0.005	75.79	16:16:00.979
4 -	2:09.437	1.578	74.87	16:18:10.416
5 -	2:10.516	2.657	74.25	16:20:20.932
6 -	2:08.373 (3)	0.514	75.49	16:22:29.305
7 -	2:08.467	0.608	75.43	16:24:37.772

P21 24 Harley GODZISZ				
LAP	LAP TIME	DIFF	MPH	TIME OF DAY
1 -	2:18.579	9.542	69.93	16:11:46.524
2 -	2:09.162 (2)	0.125	75.03	16:13:55.686
3 -	2:09.037 (1)		75.10	16:16:04.723
4 -	2:09.458 (3)	0.421	74.86	16:18:14.181
5 -	2:09.856	0.819	74.63	16:20:24.037
6 -	2:09.604	0.567	74.77	16:22:33.641
7 -	2:12.586	3.549	73.09	16:24:46.227

P22 510 Kieran BARKER				
LAP	LAP TIME	DIFF	MPH	TIME OF DAY
1 -	2:18.979	12.144	69.73	16:11:46.924
2 -	2:26.955	20.120	65.94	16:14:13.879
3 -	2:09.010 (3)	2.175	75.12	16:16:22.889
4 -	2:09.868	3.033	74.62	16:18:32.757
5 -	2:09.512	2.677	74.82	16:20:42.269
6 -	2:07.708 (2)	0.873	75.88	16:22:49.977
7 -	2:06.835 (1)		76.40	16:24:56.812

NG Road Racing - Rounds 1 & 2 @ Oulton Park

Bandit / F400 / V400 / National 600 / Clubman 600

Race 15 - LAP ANALYSIS

DIFF = Difference To Personal Best Lap

P23 135 John GOULDING				
LAP	LAP TIME	DIFF	MPH	TIME OF DAY
1 -	2:24.766	12.622	66.94	16:11:52.711
2 -	2:13.764	1.620	72.45	16:14:06.475
3 -	2:12.144 (1)		73.33	16:16:18.619
4 -	2:15.116	2.972	71.72	16:18:33.735
5 -	2:15.108	2.964	71.73	16:20:48.843
6 -	2:12.560 (2)	0.416	73.10	16:23:01.403
7 -	2:13.049 (3)	0.905	72.84	16:25:14.452

P24 171 Alexander LAIDLAW				
LAP	LAP TIME	DIFF	MPH	TIME OF DAY
1 -	2:24.040	10.043	67.28	16:11:51.985
2 -	2:15.031	1.034	71.77	16:14:07.016
3 -	2:13.997 (1)		72.32	16:16:21.013
4 -	2:14.327 (3)	0.330	72.14	16:18:35.340
5 -	2:15.249	1.252	71.65	16:20:50.589
6 -	2:14.277 (2)	0.280	72.17	16:23:04.866
7 -	2:14.541	0.544	72.03	16:25:19.407

P25 125 Haydon SMITH				
LAP	LAP TIME	DIFF	MPH	TIME OF DAY
1 -	2:01.514	5.263	79.75	16:11:29.459
2 -	1:56.666 (2)	0.415	83.06	16:13:26.125
3 -	1:57.120 (3)	0.869	82.74	16:15:23.245
4 -	1:56.251 (1)		83.36	16:17:19.496
5 -	2:00.364	4.113	80.51	16:19:19.860
6 -	1:57.236	0.985	82.66	16:21:17.096
7 -	3:01.792 P	1:05.541	53.30	16:24:18.888

P26 189 Chris GANLEY				
LAP	LAP TIME	DIFF	MPH	TIME OF DAY
1 -	2:23.682	19.953	67.44	16:11:51.627
2 -	2:06.991	3.262	76.31	16:13:58.618
3 -	2:06.142	2.413	76.82	16:16:04.760
4 -	2:05.764	2.035	77.05	16:18:10.524
5 -	2:05.000 (3)	1.271	77.53	16:20:15.524
6 -	2:03.729 (1)		78.32	16:22:19.253
7 -	2:04.040 (2)	0.311	78.13	16:24:23.293

P27 35 Tim HAWKINS				
LAP	LAP TIME	DIFF	MPH	TIME OF DAY
1 -	2:13.169	8.593	72.77	16:11:41.114
2 -	2:05.591	1.015	77.16	16:13:46.705
3 -	2:05.024 (2)	0.448	77.51	16:15:51.729
4 -	2:05.290 (3)	0.714	77.35	16:17:57.019
5 -	2:04.576 (1)		77.79	16:20:01.595
6 -	2:11.316	6.740	73.80	16:22:12.911
7 -	2:42.155 P	37.579	59.76	16:24:55.066

P28 58 Grant DAVIES				
LAP	LAP TIME	DIFF	MPH	TIME OF DAY
1 -	2:12.888	10.402	72.92	16:11:40.833
2 -	2:04.353 (3)	1.867	77.93	16:13:45.186
3 -	2:03.959 (2)	1.473	78.18	16:15:49.145
4 -	2:02.486 (1)		79.12	16:17:51.631

DIFF = Difference To Personal Best Lap

P29 55 Lance MASCALL				
LAP	LAP TIME	DIFF	MPH	TIME OF DAY
1 -	2:16.817	9.147	70.83	16:11:44.762
2 -	2:07.670 (1)		75.90	16:13:52.432
3 -	2:08.460 (2)	0.790	75.44	16:16:00.892

NG Road Racing - Rounds 1 & 2 @ Oulton Park
Bandit / F400 / V400 / National 600 / Clubman 600
Race 15 - STATISTICS

Competitors Started 29
Planned Start 2024-03-23 @ 15:58:00.000
Actual Start 2024-03-23 @ 16:09:27.944
Finish Time 2024-03-23 @ 16:24:35.097
Track Length 2.6920mi.
Total Laps 215
Total Distance Covered 578.7861mi.

Session Fastest Lap History

NO	CL	NAME	LAP TIME	TIME OF DAY	LAP	VEHICLE
125		Haydon SMITH	1:56.666	16:13:26.135	2	Kawasaki ZXR 400
107		Calum BEACH	1:53.180	16:13:26.260	2	Kawasaki ZXR 400
107		Calum BEACH	1:51.321	16:15:17.583	3	Kawasaki ZXR 400
107		Calum BEACH	1:50.575	16:17:08.158	4	Kawasaki ZXR 400
107		Calum BEACH	1:50.348	16:20:50.333	6	Kawasaki ZXR 400

Session Leader History

NO	CL	NAME	FROM LAP	LAPS LED	DISTANCE	VEHICLE
125		Haydon SMITH	1	2	5.38 miles	Kawasaki ZXR 400
107		Calum BEACH	3	6	16.15 miles	Kawasaki ZXR 400

Flag History

TYPE	TIME OF DAY
GREEN	16:09:27.944
FINISH	16:24:35.097

Flag Statistics

TYPE	COUNT	TOTAL LAPS	TOTAL TIME
Green	1	8	18:09.144
Red	0	0	0.000
Safety Car	0	0	0.000
FCY	0	0	0.000

NG Road Racing - Rounds 1 & 2 @ Oulton Park
Bandit / F400 / V400 / National 600 / Clubman 600
Race 15 - STATISTICS

CLASS : FPR Suzuki Bandit Challenge

19 Starters

Fastest Lap History

NO	NAME	LAP TIME	TIME OF DAY	LAP	VEHICLE
44	Harley PREBBLE	1:58.025	16:13:28.837	2	Suzuki Bandit 600
29	Neil ATTENBOROUGH	1:58.012	16:13:29.713	2	Suzuki Bandit 600
44	Harley PREBBLE	1:56.151	16:23:18.788	7	Suzuki Bandit 600

Leader History

NO	NAME	FROM LAP	LAPS LED	DISTANCE	VEHICLE
44	Harley PREBBLE	1	8	21.53 miles	Suzuki Bandit 600

NG Road Racing - Rounds 1 & 2 @ Oulton Park

Bandit / F400 / V400 / National 600 / Clubman 600

Race 15 - STATISTICS

CLASS : F400

8 Starters

Fastest Lap History

NO	NAME	LAP TIME	TIME OF DAY	LAP	VEHICLE
125	Haydon SMITH	1:56.666	16:13:26.135	2	Kawasaki ZXR 400
107	Calum BEACH	1:53.180	16:13:26.260	2	Kawasaki ZXR 400
107	Calum BEACH	1:51.321	16:15:17.583	3	Kawasaki ZXR 400
107	Calum BEACH	1:50.575	16:17:08.158	4	Kawasaki ZXR 400
107	Calum BEACH	1:50.348	16:20:50.333	6	Kawasaki ZXR 400

Leader History

NO	NAME	FROM LAP	LAPS LED	DISTANCE	VEHICLE
125	Haydon SMITH	1	2	5.38 miles	Kawasaki ZXR 400
107	Calum BEACH	3	6	16.15 miles	Kawasaki ZXR 400

NG Road Racing - Rounds 1 & 2 @ Oulton Park

Bandit / F400 / V400 / National 600 / Clubman 600

Race 15 - STATISTICS

CLASS : V400

1 Starters

Fastest Lap History

NO	NAME	LAP TIME	TIME OF DAY	LAP	VEHICLE
90	Steve RAPA	2:02.868	16:13:39.531	2	Honda V400
90	Steve RAPA	2:00.944	16:15:40.475	3	Honda V400

Leader History

NO	NAME	FROM LAP	LAPS LED	DISTANCE	VEHICLE
90	Steve RAPA	1	8	21.53 miles	Honda V400

NG Road Racing - Rounds 1 & 2 @ Oulton Park

Bandit / F400 / V400 / National 600 / Clubman 600

Race 15 - STATISTICS

CLASS : 600

1 Starters

Fastest Lap History

NO	NAME	LAP TIME	TIME OF DAY	LAP	VEHICLE
189	Chris GANLEY	2:06.991	16:13:58.650	2	Yamaha R6
189	Chris GANLEY	2:06.142	16:16:04.760	3	Yamaha R6
189	Chris GANLEY	2:05.764	16:18:10.557	4	Yamaha R6
189	Chris GANLEY	2:05.000	16:20:15.555	5	Yamaha R6
189	Chris GANLEY	2:03.729	16:22:19.285	6	Yamaha R6

Leader History

NO	NAME	FROM LAP	LAPS LED	DISTANCE	VEHICLE
189	Chris GANLEY	1	7	18.84 miles	Yamaha R6

NG Road Racing - Rounds 1 & 2 @ Oulton Park
Badit / F400 / V400 / National 600 / Clubman 600
Race 15 - GRID (8 Laps)



ROW 14				40	189 Chris GANLEY		
ROW 13		39	170 Gareth CUNNINGHAM	38	112 Pete FRENCH	37	84 Liam OWEN
ROW 12	36	75 Chris MOFFITT	35	63 Eddie WHITEHURST	34	14 Finn SMART-WEEDEN	
ROW 11		33	13 Paul FYSON	32	95 Darren EAST	31	107 Calum BEACH
ROW 10	30	171 Alexander LAIDLAW	29	135 John GOULDING	28	83 Ryan DONNELLY	
ROW 9		27	24 Harley GODZISZ	26	55 Lance MASCALL	25	50 Kevin GALE
ROW 8	24	89 Zac LEIGH	23	510 Kieran BARKER	22	242 Martin FARRELLY	
ROW 7		21	9 Richard DAVIS	20	58 Grant DAVIES	19	96 Craig HARRIS
ROW 6	18	17 Shane WATSON	17	35 Tim HAWKINS	16	90 Steve RAPA	
ROW 5		15	988 Anthony NORTHOVER	14	54 Keith CHAMBERS	13	120 Shannon BISHOP
ROW 4	12	115 Jake DONKERSLEY	11	48 Pete GIBSON	10	34 Sean COOKNEY	
ROW 3		9	78 Mark WARDLE	8	52 Paul MESSENGER	7	111 Adrian O'CONNOR
ROW 2	6	186 Daniel TUPLIN	5	29 Neil ATTENBOROUGH	4	2 David GREENWOOD	
ROW 1		3	44 Harley PREBBLE	2	125 Haydon SMITH	1	122 Ted WILKINSON
							Pole

These results are provisional until the conclusion of any judicial and technical matters.

Oulton Park International: 2.6920 miles

Clerk Of Course: Steve Bostock	Stewards:	Timekeeper: NG Timekeepers	
--------------------------------	-----------	----------------------------	--

Results can be found at www.tsl-timing.com

Printed - 14:47 Saturday, 23 March 2024

