



DUCATI DESMO DUE & DCM JUNIOR SUPERSPORT



NG Road Racing – Round 1
Oulton Park International
23rd March 2024



Timing & Results Provided by Timing Solutions Ltd

www.tsl-timing.com



OultonPark

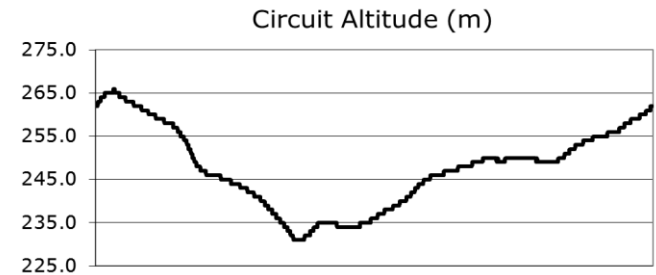
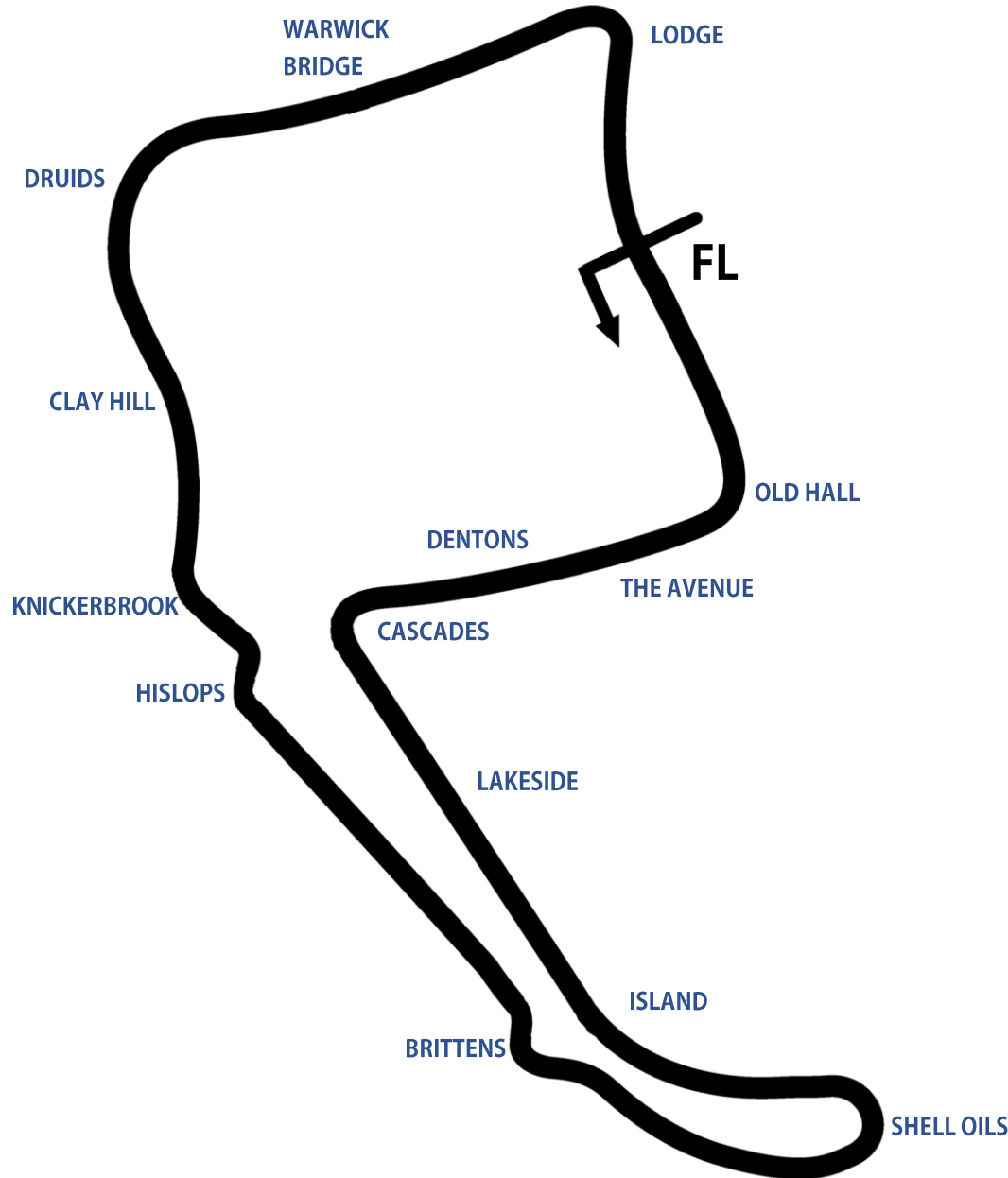
Oulton Park International Circuit

Little Budworth, Tarporley, Cheshire, UK



SPORTS TIMING

TIMING SOLUTIONS LTD



Length	2.6920 miles 4.332 km 4332.4m		
FL		53.17997 N	2.61294 W
Pit Entry	4314m	53.18011 N	2.61306 W
Pit Exit	180m after FL	53.17836 N	2.61232 W
Pit Entry - Pit Exit	199m, 14.3s @ 50kph, 11.9s @ 60kph		

Results & Live Timing available at – www.tsl-timing.com

Updated - 24/01/2024 11:06

NG Road Racing - Rounds 1 & 2 @ Oulton Park



Desmo Due / Junior Supersport



Race 9 - CLASSIFICATION

Race Distance: 5 Laps / 13.46 miles

POS	NO	CL	PIC	NAME	ENTRY	LAPS	TIME	GAP	DIFF	MPH	BEST	ON	GRD	↑↓
1	1	A	1	Dominic CANN	Louigi Moto 620 - HEL Performance	5	10:08.960			79.57	2:00.399	5	1	0
2	691	A	2	Carl SMALLEY	Ducati Desmo Due 620 - Mj Windscreens	5	10:13.495	4.535	4.535	78.98	2:01.104	3	3	1
3	175	JSS	1	Aaron LILLY	Kawasaki EX400 - Aaron Lilly Racing	5	10:17.614	8.654	4.119	78.45	1:59.659	5	23	20
4	52	JSS	2	Alfie JENKINSON	Kawasaki EX400 - Knutsford	5	10:17.829	8.869	0.215	78.43	2:00.111	4	24	20
5	22	A	3	Chris NORRIS	Ducati 620 SS - Stockport	5	10:22.550	13.590	4.721	77.83	2:01.898	4	15	10
6	13	A	4	Enrico BELSITO	Ducati 620 SS - Alken Engineering	5	10:22.641	13.681	0.091	77.82	2:01.714	5	8	2
7	12	A	5	Dan JAMES	Ducati Monster 620 - Notohashi Racing - Jim Rodger	5	10:23.125	14.165	0.484	77.76	2:01.238	5	2	-5
8	137	A	6	Daniel HOBSON	Ducati Monster 620 - race supplies direct	5	10:34.366	25.406	11.241	76.38	2:02.496	5	18	10
9	68	A	7	Paul PAYNE	Ducati 620 SS - Eclipse Footcare	5	10:37.883	28.923	3.517	75.96	2:05.046	5	6	-3
10	89	A	8	Mike SMITH	Ducati 620 SS - Braintree	5	10:37.966	29.006	0.083	75.95	2:04.206	5	9	-1
11	21	A	9	Andy TAYLOR	Ducati 620 SS - RealRoads.co.uk	5	10:45.517	36.557	7.551	75.06	2:07.570	3	5	-6
12	4	A	10	Alan BALL	Ducati 620 SS - Rubber Chicken Racing	5	11:02.940	53.980	17.423	73.09	2:09.870	2	12	0
13	57	B	1	Sean COYLE	Ducati Monster 600 - Hassocks	5	11:05.557	56.597	2.617	72.80	2:10.313	5	19	6
14	78	JSS	3	Sean CRONE	Kawasaki EX400 - FARALDO RACING	5	11:09.244	1:00.284	3.687	72.40	2:07.687	5	21	7
15	55	B	2	James ROBINSON	Ducati Desmo Due 600 - Bay Studio Signs	5	11:09.869	1:00.909	0.625	72.33	2:12.070	5	11	-4
16	113	A	11	Andy BERRY	Ducati 620 SS -	5	11:25.459	1:16.499	15.590	70.69	2:14.138	3	17	1
17	20	A	12	Mykal TRIM	Ducati Desmo Due 620 - Anglia Heating Training Ltd	5	11:25.640	1:16.680	0.181	70.67	2:12.832	5	14	-3
18	10	A	13	Simon COX	Ducati 620 SS - Louigi moto / Blasting diepast	5	11:28.271	1:19.311	2.631	70.40	2:11.633	3	20	2
19	25	A	14	Clive CHITTY	Ducati 620 SS - Stevenage	5	11:33.498	1:24.538	5.227	69.87	2:16.427	3	13	-6
20	171	A	15	Alexander LAIDLAW	Ducati Monster 620 - Swadlincote	5	11:38.114	1:29.154	4.616	69.41	2:16.434	5	16	-4
21	56	JSS	4	Max KIMMINGS	Yamaha R3 - Grays	5	11:38.571	1:29.611	0.457	69.36	2:16.315	5	22	1

NOT CLASSIFIED

DNF	228	A		Clive EMERSON	Ducati Desmo Due 620 - Acumen Industrial Ltd	0								4
DNF	2	A		Brian TIPPLE	Ducati Monster 620 - Newbury	0								7
DNF	71	B		Wiii PUGH	Ducati Desmo Due 600 - Ammanford	0								10

FASTEST LAP

175	JSS			Aaron LILLY	Kawasaki EX400 - Aaron Lilly Racing	5	1:59.659			80.99 mph			130.34 kph
1	A			Dominic CANN	Louigi Moto 620 - HEL Performance	5	2:00.399			80.49 mph			129.54 kph
57	B			Sean COYLE	Ducati Monster 600 - Hassocks	5	2:10.313			74.36 mph			119.68 kph

Comments:

Class A - 92.5% of Race Speed = 73.60 mph
 Class JSS - 92.5% of Race Speed = 72.56 mph
 Class B - 92.5% of Race Speed = 67.34 mph

Weather / Track : /

These results are provisional until the conclusion of any judicial and technical matters.

Date: 23/03/2024 Start: 13:34 Finish: 13:44

Oulton Park International: 2.6920 miles

Clerk Of Course: Steve Bostock	Stewards:	Timekeeper: NG Timekeepers	
--------------------------------	-----------	----------------------------	--

Results can be found at www.tsl-timing.com

Printed - 13:48 Saturday, 23 March 2024



NG Road Racing - Rounds 1 & 2 @ Oulton Park

Desmo Due / Junior Supersport

Race 9 - LAP CHART

LAP 1 @ 13:36:49.494

NO	BEHIND	LAP TIME
1		2:06.624
691	0.339	2:06.963
13	3.537	2:10.161
12	4.535	2:11.159
22	4.976	2:11.600
175	6.185	2:12.809
21	6.806	2:13.430
52	6.892	2:13.516
68	7.552	2:14.176
89	7.681	2:14.305
4	9.403	2:16.027
55	11.678	2:18.302
137	13.240	2:19.864
57	14.129	2:20.753
25	16.707	2:23.331
113	16.741	2:23.365
78	16.964	2:23.588
10	17.152	2:23.776
20	18.570	2:25.194
171	20.803	2:27.427
56	21.333	2:27.957

LAP 2 @ 13:38:50.479

NO	BEHIND	LAP TIME
1		2:00.985
691	1.075	2:01.721
13	6.893	2:04.341
22	7.132	2:03.141
175	7.247	2:02.047
52	7.849	2:01.942
12	9.238	2:05.688
89	13.285	2:06.589
68	13.621	2:07.054
21	14.454	2:08.633
4	18.288	2:09.870
137	18.370	2:06.115
55	23.170	2:12.477
57	25.659	2:12.515
10	32.145	2:15.978
113	32.249	2:16.493
78	33.534	2:17.555
25	33.939	2:18.217
20	34.030	2:16.445
171	38.588	2:18.770
56	39.150	2:18.802

LAP 3 @ 13:40:51.020

NO	BEHIND	LAP TIME
1		2:00.541
691	1.638	2:01.104
52	9.366	2:02.058
175	9.739	2:03.033
22	10.247	2:03.656
13	10.415	2:04.063
12	11.830	2:03.133
89	18.301	2:05.557
68	18.511	2:05.431
137	20.919	2:03.090
21	21.483	2:07.570
4	28.530	2:10.783
55	35.597	2:12.968
57	36.606	2:11.488

10	43.237	2:11.633
78	43.386	2:10.393
113	45.846	2:14.138
20	49.720	2:16.231
25	49.825	2:16.427
171	55.806	2:17.759
56	56.491	2:17.882

LAP 4 @ 13:42:51.431

NO	BEHIND	LAP TIME
1		2:00.411
691	2.645	2:01.418
52	9.066	2:00.111
175	9.394	2:00.066
22	11.734	2:01.898
13	12.366	2:02.362
12	13.326	2:01.907
137	23.309	2:02.801
68	24.276	2:06.176
89	25.199	2:07.309
21	28.912	2:07.840
4	40.325	2:12.206
57	46.683	2:10.488
55	49.238	2:14.052
78	52.996	2:10.021
113	1:00.737	2:15.302
20	1:04.247	2:14.938
10	1:07.406	2:24.580
25	1:07.831	2:18.417
171	1:13.119	2:17.724
56	1:13.695	2:17.615

LAP 5 @ 13:44:51.830

NO	BEHIND	LAP TIME
1		2:00.399
691	4.535	2:02.289
175	8.654	1:59.659
52	8.869	2:00.202
22	13.590	2:02.255
13	13.681	2:01.714
12	14.165	2:01.238
137	25.406	2:02.496
68	28.923	2:05.046
89	29.006	2:04.206
21	36.557	2:08.044
4	53.980	2:14.054
57	56.597	2:10.313
78	1:00.284	2:07.687
55	1:00.909	2:12.070
113	1:16.499	2:16.161
20	1:16.680	2:12.832
10	1:19.311	2:12.304
25	1:24.538	2:17.106
171	1:29.154	2:16.434
56	1:29.611	2:16.315

NG Road Racing - Rounds 1 & 2 @ Oulton Park

Desmo Due / Junior Supersport

Race 9 - LAP ANALYSIS

DIFF = Difference To Personal Best Lap

P1 1 Dominic CANN				
LAP	LAP TIME	DIFF	MPH	TIME OF DAY
1 -	2:06.624	6.225	76.53	13:36:49.494
2 -	2:00.985	0.586	80.10	13:38:50.479
3 -	2:00.541 (3)	0.142	80.39	13:40:51.020
4 -	2:00.411 (2)	0.012	80.48	13:42:51.431
5 -	2:00.399 (1)		80.49	13:44:51.830

P2 691 Carl SMALLEY				
LAP	LAP TIME	DIFF	MPH	TIME OF DAY
1 -	2:06.963	5.859	76.33	13:36:49.833
2 -	2:01.721 (3)	0.617	79.61	13:38:51.554
3 -	2:01.104 (1)		80.02	13:40:52.658
4 -	2:01.418 (2)	0.314	79.81	13:42:54.076
5 -	2:02.289	1.185	79.24	13:44:56.365

P3 175 Aaron LILLY				
LAP	LAP TIME	DIFF	MPH	TIME OF DAY
1 -	2:12.809	13.150	72.97	13:36:55.679
2 -	2:02.047 (3)	2.388	79.40	13:38:57.726
3 -	2:03.033	3.374	78.76	13:41:00.759
4 -	2:00.066 (2)	0.407	80.71	13:43:00.825
5 -	1:59.659 (1)		80.99	13:45:00.484

P4 52 Alfie JENKINSON				
LAP	LAP TIME	DIFF	MPH	TIME OF DAY
1 -	2:13.516	13.405	72.58	13:36:56.386
2 -	2:01.942 (3)	1.831	79.47	13:38:58.328
3 -	2:02.058	1.947	79.39	13:41:00.386
4 -	2:00.111 (1)		80.68	13:43:00.497
5 -	2:00.202 (2)	0.091	80.62	13:45:00.699

P5 22 Chris NORRIS				
LAP	LAP TIME	DIFF	MPH	TIME OF DAY
1 -	2:11.600	9.702	73.64	13:36:54.470
2 -	2:03.141 (3)	1.243	78.70	13:38:57.611
3 -	2:03.656	1.758	78.37	13:41:01.267
4 -	2:01.898 (1)		79.50	13:43:03.165
5 -	2:02.255 (2)	0.357	79.27	13:45:05.420

P6 13 Enrico BELSITO				
LAP	LAP TIME	DIFF	MPH	TIME OF DAY
1 -	2:10.161	8.447	74.45	13:36:53.031
2 -	2:04.341	2.627	77.94	13:38:57.372
3 -	2:04.063 (3)	2.349	78.11	13:41:01.435
4 -	2:02.362 (2)	0.648	79.20	13:43:03.797
5 -	2:01.714 (1)		79.62	13:45:05.511

P7 12 Dan JAMES				
LAP	LAP TIME	DIFF	MPH	TIME OF DAY
1 -	2:11.159	9.921	73.88	13:36:54.029
2 -	2:05.688	4.450	77.10	13:38:59.717
3 -	2:03.133 (3)	1.895	78.70	13:41:02.850
4 -	2:01.907 (2)	0.669	79.49	13:43:04.757
5 -	2:01.238 (1)		79.93	13:45:05.995

DIFF = Difference To Personal Best Lap

P8 137 Daniel HOBSON				
LAP	LAP TIME	DIFF	MPH	TIME OF DAY
1 -	2:19.864	17.368	69.29	13:37:02.734
2 -	2:06.115	3.619	76.84	13:39:08.849
3 -	2:03.090 (3)	0.594	78.73	13:41:11.939
4 -	2:02.801 (2)	0.305	78.91	13:43:14.740
5 -	2:02.496 (1)		79.11	13:45:17.236

P9 68 Paul PAYNE				
LAP	LAP TIME	DIFF	MPH	TIME OF DAY
1 -	2:14.176	9.130	72.22	13:36:57.046
2 -	2:07.054	2.008	76.27	13:39:04.100
3 -	2:05.431 (2)	0.385	77.26	13:41:09.531
4 -	2:06.176 (3)	1.130	76.80	13:43:15.707
5 -	2:05.046 (1)		77.50	13:45:20.753

P10 89 Mike SMITH				
LAP	LAP TIME	DIFF	MPH	TIME OF DAY
1 -	2:14.305	10.099	72.15	13:36:57.175
2 -	2:06.589 (3)	2.383	76.55	13:39:03.764
3 -	2:05.557 (2)	1.351	77.18	13:41:09.321
4 -	2:07.309	3.103	76.12	13:43:16.630
5 -	2:04.206 (1)		78.02	13:45:20.836

P11 21 Andy TAYLOR				
LAP	LAP TIME	DIFF	MPH	TIME OF DAY
1 -	2:13.430	5.860	72.63	13:36:56.300
2 -	2:08.633	1.063	75.34	13:39:04.933
3 -	2:07.570 (1)		75.96	13:41:12.503
4 -	2:07.840 (2)	0.270	75.80	13:43:20.343
5 -	2:08.044 (3)	0.474	75.68	13:45:28.387

P12 4 Alan BALL				
LAP	LAP TIME	DIFF	MPH	TIME OF DAY
1 -	2:16.027	6.157	71.24	13:36:58.897
2 -	2:09.870 (1)		74.62	13:39:08.767
3 -	2:10.783 (2)	0.913	74.10	13:41:19.550
4 -	2:12.206 (3)	2.336	73.30	13:43:31.756
5 -	2:14.054	4.184	72.29	13:45:45.810

P13 57 Sean COYLE				
LAP	LAP TIME	DIFF	MPH	TIME OF DAY
1 -	2:20.753	10.440	68.85	13:37:03.623
2 -	2:12.515	2.202	73.13	13:39:16.138
3 -	2:11.488 (3)	1.175	73.70	13:41:27.626
4 -	2:10.488 (2)	0.175	74.26	13:43:38.114
5 -	2:10.313 (1)		74.36	13:45:48.427

P14 78 Sean CRONE				
LAP	LAP TIME	DIFF	MPH	TIME OF DAY
1 -	2:23.588	15.901	67.49	13:37:06.458
2 -	2:17.555	9.868	70.45	13:39:24.013
3 -	2:10.393 (3)	2.706	74.32	13:41:34.406
4 -	2:10.021 (2)	2.334	74.53	13:43:44.427
5 -	2:07.687 (1)		75.89	13:45:52.114

NG Road Racing - Rounds 1 & 2 @ Oulton Park

Desmo Due / Junior Supersport

Race 9 - LAP ANALYSIS

DIFF = Difference To Personal Best Lap

P15 55 James ROBINSON				
LAP	LAP TIME	DIFF	MPH	TIME OF DAY
1 -	2:18.302	6.232	70.07	13:37:01.172
2 -	2:12.477 (2)	0.407	73.15	13:39:13.649
3 -	2:12.968 (3)	0.898	72.88	13:41:26.617
4 -	2:14.052	1.982	72.29	13:43:40.669
5 -	2:12.070 (1)		73.38	13:45:52.739

P16 113 Andy BERRY				
LAP	LAP TIME	DIFF	MPH	TIME OF DAY
1 -	2:23.365	9.227	67.59	13:37:06.235
2 -	2:16.493	2.355	71.00	13:39:22.728
3 -	2:14.138 (1)		72.24	13:41:36.866
4 -	2:15.302 (2)	1.164	71.62	13:43:52.168
5 -	2:16.161 (3)	2.023	71.17	13:46:08.329

P17 20 Mykal TRIM				
LAP	LAP TIME	DIFF	MPH	TIME OF DAY
1 -	2:25.194	12.362	66.74	13:37:08.064
2 -	2:16.445	3.613	71.02	13:39:24.509
3 -	2:16.231 (3)	3.399	71.13	13:41:40.740
4 -	2:14.938 (2)	2.106	71.82	13:43:55.678
5 -	2:12.832 (1)		72.95	13:46:08.510

P18 10 Simon COX				
LAP	LAP TIME	DIFF	MPH	TIME OF DAY
1 -	2:23.776	12.143	67.40	13:37:06.646
2 -	2:15.978 (3)	4.345	71.27	13:39:22.624
3 -	2:11.633 (1)		73.62	13:41:34.257
4 -	2:24.580	12.947	67.03	13:43:58.837
5 -	2:12.304 (2)	0.671	73.25	13:46:11.141

P19 25 Clive CHITTY				
LAP	LAP TIME	DIFF	MPH	TIME OF DAY
1 -	2:23.331	6.904	67.61	13:37:06.201
2 -	2:18.217 (3)	1.790	70.11	13:39:24.418
3 -	2:16.427 (1)		71.03	13:41:40.845
4 -	2:18.417	1.990	70.01	13:43:59.262
5 -	2:17.106 (2)	0.679	70.68	13:46:16.368

P20 171 Alexander LAIDLAW				
LAP	LAP TIME	DIFF	MPH	TIME OF DAY
1 -	2:27.427	10.993	65.73	13:37:10.297
2 -	2:18.770	2.336	69.83	13:39:29.067
3 -	2:17.759 (3)	1.325	70.34	13:41:46.826
4 -	2:17.724 (2)	1.290	70.36	13:44:04.550
5 -	2:16.434 (1)		71.03	13:46:20.984

P21 56 Max KIMMINGS				
LAP	LAP TIME	DIFF	MPH	TIME OF DAY
1 -	2:27.957	11.642	65.50	13:37:10.827
2 -	2:18.802	2.487	69.82	13:39:29.629
3 -	2:17.882 (3)	1.567	70.28	13:41:47.511
4 -	2:17.615 (2)	1.300	70.42	13:44:05.126
5 -	2:16.315 (1)		71.09	13:46:21.441

NG Road Racing - Rounds 1 & 2 @ Oulton Park

Desmo Due / Junior Supersport

Race 9 - STATISTICS

Competitors Started	21
Planned Start	2024-03-23 @ 13:06:00.000
Actual Start	2024-03-23 @ 13:34:42.869
Finish Time	2024-03-23 @ 13:44:51.829
Track Length	2.6920mi.
Total Laps	105
Total Distance Covered	282.6629mi.

Session Fastest Lap History

NO	CL	NAME	LAP TIME	TIME OF DAY	LAP	VEHICLE
1	Desmo Due	Dominic CANN	2:00.985	13:38:50.498	2	Louigi Moto 620
1	Desmo Due	Dominic CANN	2:00.541	13:40:51.039	3	Louigi Moto 620
1	Desmo Due	Dominic CANN	2:00.411	13:42:51.450	4	Louigi Moto 620
52	Junior	Alfie JENKINSON	2:00.111	13:43:00.529	4	Kawasaki EX400
175	Junior	Aaron LILLY	2:00.066	13:43:00.858	4	Kawasaki EX400
175	Junior	Aaron LILLY	1:59.659	13:45:00.517	5	Kawasaki EX400

Session Leader History

NO	CL	NAME	FROM LAP	LAPS LED	DISTANCE	VEHICLE
1	Desmo Due	Dominic CANN	1	5	13.46 miles	Louigi Moto 620

Flag History

TYPE	TIME OF DAY
GREEN	13:34:42.869
FINISH	13:44:51.829

Flag Statistics

TYPE	COUNT	TOTAL LAPS	TOTAL TIME
Green	1	5	11:51.079
Red	0	0	0.000
Safety Car	0	0	0.000
FCY	0	0	0.000

NG Road Racing - Rounds 1 & 2 @ Oulton Park

Desmo Due / Junior Supersport

Race 9 - STATISTICS

CLASS : Desmo Due Class A 620cc 65bhp

15 Starters

Fastest Lap History

NO	NAME	LAP TIME	TIME OF DAY	LAP	VEHICLE
1	Dominic CANN	2:00.985	13:38:50.498	2	Louigi Moto 620
1	Dominic CANN	2:00.541	13:40:51.039	3	Louigi Moto 620
1	Dominic CANN	2:00.411	13:42:51.450	4	Louigi Moto 620
1	Dominic CANN	2:00.399	13:44:51.849	5	Louigi Moto 620

Leader History

NO	NAME	FROM LAP	LAPS LED	DISTANCE	VEHICLE
1	Dominic CANN	1	5	13.46 miles	Louigi Moto 620

NG Road Racing - Rounds 1 & 2 @ Oulton Park

Desmo Due / Junior Supersport

Race 9 - STATISTICS

CLASS : Desmo Due Class B 583cc 53bhp

2 Starters

Fastest Lap History

NO	NAME	LAP TIME	TIME OF DAY	LAP	VEHICLE
55	James ROBINSON	2:12.477	13:39:13.664	2	Ducati Desmo Due 600
57	Sean COYLE	2:11.488	13:41:27.649	3	Ducati Monster 600
57	Sean COYLE	2:10.488	13:43:38.139	4	Ducati Monster 600
57	Sean COYLE	2:10.313	13:45:48.451	5	Ducati Monster 600

Leader History

NO	NAME	FROM LAP	LAPS LED	DISTANCE	VEHICLE
55	James ROBINSON	1	3	8.07 miles	Ducati Desmo Due 600
57	Sean COYLE	4	2	5.38 miles	Ducati Monster 600

NG Road Racing - Rounds 1 & 2 @ Oulton Park

Desmo Due / Junior Supersport

Race 9 - STATISTICS

CLASS : Junior Supersport

4 Starters

Fastest Lap History

NO	NAME	LAP TIME	TIME OF DAY	LAP	VEHICLE
175	Aaron LILLY	2:02.047	13:38:57.758	2	Kawasaki EX400
52	Alfie JENKINSON	2:01.942	13:38:58.359	2	Kawasaki EX400
52	Alfie JENKINSON	2:00.111	13:43:00.529	4	Kawasaki EX400
175	Aaron LILLY	2:00.066	13:43:00.858	4	Kawasaki EX400
175	Aaron LILLY	1:59.659	13:45:00.517	5	Kawasaki EX400

Leader History


NO	NAME	FROM LAP	LAPS LED	DISTANCE	VEHICLE
175	Aaron LILLY	1	2	5.38 miles	Kawasaki EX400
52	Alfie JENKINSON	3	2	5.38 miles	Kawasaki EX400
175	Aaron LILLY	5	1	2.69 miles	Kawasaki EX400

NG Road Racing - Rounds 1 & 2 @ Oulton Park

Desmo Due / Junior Supersport

Race 9 - GRID (6 Laps)

ROW 9					25	52	Alfie JENKINSON				
ROW 8	24	175	Aaron LILLY	23	56	Max KIMMINGS	22	78	Sean CRONE		
ROW 7			21	10	Simon COX	20	57	Sean COYLE	19	137	Daniel HOBSON
ROW 6	18	171	Alexander LAIDLAW				16	22	Chris NORRIS		
ROW 5			15	20	Mykal TRIM	14	25	Clive CHITTY			
ROW 4	12	4	Alan BALL	11	55	James ROBINSON	10	71	Will PUGH		
ROW 3			9	89	Mike SMITH	8	13	Enrico BELSITO	7	2	Brian TIPPLE
ROW 2	6	68	Paul PAYNE	5	21	Andy TAYLOR	4	228	Clive EMERSON		
ROW 1			3	691	Carl SMALLEY	2	12	Dan JAMES	1	1	Dominic CANN
											Pole



NG Road Racing - Rounds 1 & 2 @ Oulton Park



Desmo Due / Junior Supersport



Race 18 - CLASSIFICATION

Race Distance: 8 Laps / 21.53 miles

POS	NO	CL	PIC	NAME	ENTRY	LAPS	TIME	GAP	DIFF	MPH	BEST	ON	GRD	↑↓
1	52	JSS	1	Alfie JENKINSON	Kawasaki EX400 - Knutsford	8	16:04.917			80.34	1:58.851	8	4	3
2	175	JSS	2	Aaron LILLY	Kawasaki EX400 - Aaron Lilly Racing	8	16:05.166	0.249	0.249	80.32	1:59.113	6	3	1
3	1	A	1	Dominic CANN	Louigi Moto 620 - HEL Performance	8	16:18.682	13.765	13.516	79.21	2:01.202	7	1	-2
4	691	A	2	Carl SMALLEY	Ducati Desmo Due 620 - Mj Windscreens	8	16:28.627	23.710	9.945	78.42	2:01.160	8	2	-2
5	13	A	3	Enrico BELSITO	Ducati 620 SS - Alken Engineering	8	16:28.727	23.810	0.100	78.41	2:01.043	8	6	1
6	137	A	4	Daniel HOBSON	Ducati Monster 620 - race supplies direct	8	16:36.522	31.605	7.795	77.80	2:00.970	8	8	2
7	89	A	5	Mike SMITH	Ducati 620 SS - Braintree	8	16:39.773	34.856	3.251	77.54	2:02.128	8	10	3
8	68	A	6	Paul PAYNE	Ducati 620 SS - Eclipse Footcare	8	17:06.970	1:02.053	27.197	75.49	2:06.689	2	9	1
9	12	A	7	Dan JAMES	Ducati Monster 620 - Notohashi Racing - Jim Rodger	8	17:07.333	1:02.416	0.363	75.46	2:05.073	3	7	-2
10	78	JSS	3	Sean CRONE	Kawasaki EX400 - FARALDO RACING	8	17:14.929	1:10.012	7.596	74.91	2:06.702	7	14	4
11	21	A	8	Andy TAYLOR	Ducati 620 SS - RealRoads.co.uk	8	17:37.800	1:32.883	22.871	73.29	2:09.168	7	11	0
12	4	A	9	Alan BALL	Ducati 620 SS - Rubber Chicken Racing	8	17:37.814	1:32.897	0.014	73.29	2:08.912	7	12	0
13	55	B	1	James ROBINSON	Ducati Desmo Due 600 - Bay Studio Signs	8	17:50.628	1:45.711	12.814	72.41	2:09.193	8	15	2
14	57	B	2	Sean COYLE	Ducati Monster 600 - Hassocks	8	17:58.323	1:53.406	7.695	71.89	2:10.951	6	13	-1
15	10	A	10	Simon COX	Ducati 620 SS - Louigi moto / Blasting diepast	8	18:23.905	2:18.988	25.582	70.23	2:15.384	3	18	3
16	56	JSS	4	Max KIMMINGS	Yamaha R3 - Grays	7	16:20.017	1 Lap	1 Lap	69.22	2:17.641	6	21	5
17	171	A	11	Alexander LAIDLAW	Ducati Monster 620 - Swadlincote	7	16:21.998	1 Lap	1.981	69.08	2:16.464	7	20	3
18	71	B	3	Will PUGH	Ducati Desmo Due 600 - Ammanford	7	16:28.323	1 Lap	6.325	68.64	2:15.459	7	24	6

NOT CLASSIFIED

DNF	20	A		Mykal TRIM	Ducati Desmo Due 620 - Anglia Heating Training Ltd	4	9:48.082	4 Laps	3 Laps	65.91	2:19.409	2	17	
DNF	228	A		Clive EMERSON	Ducati Desmo Due 620 - Acumen Industrial Ltd	0							22	

FASTEST LAP

52	JSS	Alfie JENKINSON	Kawasaki EX400 - Knutsford	8	1:58.851	81.54 mph	131.22 kph
137	A	Daniel HOBSON	Ducati Monster 620 - race supplies direct	8	2:00.970	80.11 mph	128.92 kph
55	B	James ROBINSON	Ducati Desmo Due 600 - Bay Studio Signs	8	2:09.193	75.01 mph	120.72 kph

Comments:

Class JSS - 92.5% of Race Speed = 74.31 mph

Class A - 92.5% of Race Speed = 73.26 mph

Class B - 92.5% of Race Speed = 66.97 mph

Weather / Track : /

These results are provisional until the conclusion of any judicial and technical matters.

Date: 23/03/2024 Start: 17:51 Finish: 18:07

Oulton Park International: 2.6920 miles

Clerk Of Course: Steve Bostock	Stewards:	Timekeeper: NG Timekeepers	
--------------------------------	-----------	----------------------------	--

Results can be found at www.tsl-timing.com

Printed - 18:10 Saturday, 23 March 2024



NG Road Racing - Rounds 1 & 2 @ Oulton Park

Desmo Due / Junior Supersport

Race 18 - LAP CHART

LAP 1 @ 17:53:30.827

NO	BEHIND	LAP TIME
175		2:05.981
1	0.770	2:06.751
52	1.236	2:07.217
13	1.624	2:07.605
691	2.644	2:08.625
137	6.609	2:12.590
12	7.110	2:13.091
68	8.190	2:14.171
89	8.770	2:14.751
78	11.843	2:17.824
4	15.175	2:21.156
21	15.558	2:21.539
57	16.942	2:22.923
10	17.218	2:23.199
55	17.573	2:23.554
20	21.874	2:27.855
56	22.202	2:28.183
171	23.071	2:29.052
71	28.789	2:34.770

LAP 2 @ 17:55:31.666

NO	BEHIND	LAP TIME
175		2:00.839
52	1.175	2:00.778
1	1.942	2:02.011
13	2.411	2:01.626
691	4.225	2:02.420
137	11.716	2:05.946
12	12.388	2:06.117
89	12.719	2:04.788
68	14.040	2:06.689
78	19.662	2:08.658
4	27.334	2:12.998
21	28.057	2:13.338
57	31.871	2:15.768
10	33.045	2:16.666
55	33.349	2:16.615
56	40.201	2:18.838
20	40.444	2:19.409
171	41.519	2:19.287
71	50.970	2:23.020

LAP 3 @ 17:57:32.212

NO	BEHIND	LAP TIME
52		1:59.371
175	0.098	2:00.644
1	2.750	2:01.354
13	3.919	2:02.054
691	5.643	2:01.964
137	15.669	2:04.499
89	16.798	2:04.625
12	16.915	2:05.073
68	20.623	2:07.129
78	27.527	2:08.411
21	39.877	2:12.366
4	40.337	2:13.549
57	46.756	2:15.431
55	46.883	2:14.080
10	47.883	2:15.384
56	58.873	2:19.218
171	1:03.102	2:22.129
20	1:03.266	2:23.368

71 1:10.453 2:20.029

LAP 4 @ 17:59:31.685

NO	BEHIND	LAP TIME
52		1:59.473
175	0.211	1:59.586
1	4.487	2:01.210
13	9.752	2:05.306
691	9.883	2:03.713
89	20.758	2:03.433
137	20.986	2:04.790
12	24.931	2:07.489
68	29.360	2:08.210
78	36.320	2:08.266
4	50.924	2:10.060
21	51.095	2:10.691
57	1:01.594	2:14.311
55	1:01.685	2:14.275
10	1:04.270	2:15.860
56	1:18.462	2:19.062
171	1:22.073	2:18.444
71	1:29.855	2:18.875
20	1:41.243	2:37.450 P

LAP 5 @ 18:01:31.156

NO	BEHIND	LAP TIME
175		1:59.260
52	0.124	1:59.595
1	6.328	2:01.312
13	13.271	2:02.990
691	13.789	2:03.377
89	25.348	2:04.061
137	25.563	2:04.048
12	35.354	2:09.894
68	36.965	2:07.076
78	44.464	2:07.615
4	1:01.174	2:09.721
21	1:01.281	2:09.657
55	1:15.721	2:13.507
57	1:16.212	2:14.089
10	1:21.677	2:16.878
56	1:38.346	2:19.355
171	1:41.997	2:19.395
71	1:48.286	2:17.902

LAP 6 @ 18:03:30.269

NO	BEHIND	LAP TIME
175		1:59.113
52	0.129	1:59.118
1	9.759	2:02.544
13	18.631	2:04.473
691	18.726	2:04.050
137	28.883	2:02.433
89	29.443	2:03.208
68	46.150	2:08.298
12	46.188	2:09.947
78	53.102	2:07.751
21	1:13.514	2:11.346
4	1:13.698	2:11.637
55	1:26.348	2:09.740
57	1:28.050	2:10.951
10	1:40.331	2:17.767
56	1:56.874	2:17.641
171	2:00.111	2:17.227

LAP 7 @ 18:05:30.427

NO	BEHIND	LAP TIME
175		2:00.158
52	0.485	2:00.514
71	1 Lap	2:18.268
1	10.803	2:01.202
691	21.886	2:03.318
13	22.103	2:03.630
137	29.971	2:01.246
89	32.064	2:02.779
12	53.797	2:07.767
68	53.839	2:07.847
78	59.646	2:06.702
4	1:22.452	2:08.912
21	1:22.524	2:09.168
55	1:35.854	2:09.664
57	1:39.871	2:11.979
10	1:57.832	2:17.659

LAP 8 @ 18:07:29.763

NO	BEHIND	LAP TIME
52		1:58.851
175	0.249	1:59.585
1	13.765	2:02.298
56	1 Lap	2:17.720
171	1 Lap	2:16.464
71	1 Lap	2:15.459
691	23.710	2:01.160
13	23.810	2:01.043
137	31.605	2:00.970
89	34.856	2:02.128
68	1:02.053	2:07.550
12	1:02.416	2:07.955
78	1:10.012	2:09.702
21	1:32.883	2:09.695
4	1:32.897	2:09.781
55	1:45.711	2:09.193
57	1:53.406	2:12.871
10	2:18.988	2:20.492

NG Road Racing - Rounds 1 & 2 @ Oulton Park

Desmo Due / Junior Supersport

Race 18 - LAP ANALYSIS

DIFF = Difference To Personal Best Lap

P1 52 Alfie JENKINSON				
LAP	LAP TIME	DIFF	MPH	TIME OF DAY
1 -	2:07.217	8.366	76.17	17:53:32.063
2 -	2:00.778	1.927	80.24	17:55:32.841
3 -	1:59.371 (3)	0.520	81.18	17:57:32.212
4 -	1:59.473	0.622	81.11	17:59:31.685
5 -	1:59.595	0.744	81.03	18:01:31.280
6 -	1:59.118 (2)	0.267	81.35	18:03:30.398
7 -	2:00.514	1.663	80.41	18:05:30.912
8 -	1:58.851 (1)		81.54	18:07:29.763

P2 175 Aaron LILLY				
LAP	LAP TIME	DIFF	MPH	TIME OF DAY
1 -	2:05.981	6.868	76.92	17:53:30.827
2 -	2:00.839	1.726	80.20	17:55:31.666
3 -	2:00.644	1.531	80.32	17:57:32.310
4 -	1:59.586	0.473	81.04	17:59:31.896
5 -	1:59.260 (2)	0.147	81.26	18:01:31.156
6 -	1:59.113 (1)		81.36	18:03:30.269
7 -	2:00.158	1.045	80.65	18:05:30.427
8 -	1:59.585 (3)	0.472	81.04	18:07:30.012

P3 1 Dominic CANN				
LAP	LAP TIME	DIFF	MPH	TIME OF DAY
1 -	2:06.751	5.549	76.45	17:53:31.597
2 -	2:02.011	0.809	79.42	17:55:33.608
3 -	2:01.354	0.152	79.85	17:57:34.962
4 -	2:01.210 (2)	0.008	79.95	17:59:36.172
5 -	2:01.312 (3)	0.110	79.88	18:01:37.484
6 -	2:02.544	1.342	79.08	18:03:40.028
7 -	2:01.202 (1)		79.95	18:05:41.230
8 -	2:02.298	1.096	79.24	18:07:43.528

P4 691 Carl SMALLEY				
LAP	LAP TIME	DIFF	MPH	TIME OF DAY
1 -	2:08.625	7.465	75.34	17:53:33.471
2 -	2:02.420 (3)	1.260	79.16	17:55:35.891
3 -	2:01.964 (2)	0.804	79.46	17:57:37.855
4 -	2:03.713	2.553	78.33	17:59:41.568
5 -	2:03.377	2.217	78.55	18:01:44.945
6 -	2:04.050	2.890	78.12	18:03:48.995
7 -	2:03.318	2.158	78.58	18:05:52.313
8 -	2:01.160 (1)		79.98	18:07:53.473

P5 13 Enrico BELSITO				
LAP	LAP TIME	DIFF	MPH	TIME OF DAY
1 -	2:07.605	6.562	75.94	17:53:32.451
2 -	2:01.626 (2)	0.583	79.68	17:55:34.077
3 -	2:02.054 (3)	1.011	79.40	17:57:36.131
4 -	2:05.306	4.263	77.34	17:59:41.437
5 -	2:02.990	1.947	78.79	18:01:44.427
6 -	2:04.473	3.430	77.85	18:03:48.900
7 -	2:03.630	2.587	78.38	18:05:52.530
8 -	2:01.043 (1)		80.06	18:07:53.573

P6 137 Daniel HOBSON				
LAP	LAP TIME	DIFF	MPH	TIME OF DAY
1 -	2:12.590	11.620	73.09	17:53:37.436
2 -	2:05.946	4.976	76.94	17:55:43.382
3 -	2:04.499	3.529	77.84	17:57:47.881

DIFF = Difference To Personal Best Lap

4 -	2:04.790	3.820	77.66	17:59:52.671
5 -	2:04.048	3.078	78.12	18:01:56.719
6 -	2:02.433 (3)	1.463	79.15	18:03:59.152
7 -	2:01.246 (2)	0.276	79.93	18:06:00.398
8 -	2:00.970 (1)		80.11	18:08:01.368

P7 89 Mike SMITH				
LAP	LAP TIME	DIFF	MPH	TIME OF DAY
1 -	2:14.751	12.623	71.91	17:53:39.597
2 -	2:04.788	2.660	77.66	17:55:44.385
3 -	2:04.625	2.497	77.76	17:57:49.010
4 -	2:03.433	1.305	78.51	17:59:52.443
5 -	2:04.061	1.933	78.11	18:01:56.504
6 -	2:03.208 (3)	1.080	78.65	18:03:59.712
7 -	2:02.779 (2)	0.651	78.93	18:06:02.491
8 -	2:02.128 (1)		79.35	18:08:04.619

P8 68 Paul PAYNE				
LAP	LAP TIME	DIFF	MPH	TIME OF DAY
1 -	2:14.171	7.482	72.23	17:53:39.017
2 -	2:06.689 (1)		76.49	17:55:45.706
3 -	2:07.129 (3)	0.440	76.23	17:57:52.835
4 -	2:08.210	1.521	75.58	18:00:01.045
5 -	2:07.076 (2)	0.387	76.26	18:02:08.121
6 -	2:08.298	1.609	75.53	18:04:16.419
7 -	2:07.847	1.158	75.80	18:06:24.266
8 -	2:07.550	0.861	75.98	18:08:31.816

P9 12 Dan JAMES				
LAP	LAP TIME	DIFF	MPH	TIME OF DAY
1 -	2:13.091	8.018	72.81	17:53:37.937
2 -	2:06.117 (2)	1.044	76.84	17:55:44.054
3 -	2:05.073 (1)		77.48	17:57:49.127
4 -	2:07.489 (3)	2.416	76.01	17:59:56.616
5 -	2:09.894	4.821	74.60	18:02:06.510
6 -	2:09.947	4.874	74.57	18:04:16.457
7 -	2:07.767	2.694	75.85	18:06:24.224
8 -	2:07.955	2.882	75.73	18:08:32.179

P10 78 Sean CRONE				
LAP	LAP TIME	DIFF	MPH	TIME OF DAY
1 -	2:17.824	11.122	70.31	17:53:42.670
2 -	2:08.658	1.956	75.32	17:55:51.328
3 -	2:08.411	1.709	75.47	17:57:59.739
4 -	2:08.266	1.564	75.55	18:00:08.005
5 -	2:07.615 (2)	0.913	75.94	18:02:15.620
6 -	2:07.751 (3)	1.049	75.86	18:04:23.371
7 -	2:06.702 (1)		76.48	18:06:30.073
8 -	2:09.702	3.000	74.71	18:08:39.775

P11 21 Andy TAYLOR				
LAP	LAP TIME	DIFF	MPH	TIME OF DAY
1 -	2:21.539	12.371	68.47	17:53:46.385
2 -	2:13.338	4.170	72.68	17:55:59.723
3 -	2:12.366	3.198	73.21	17:58:12.089
4 -	2:10.691	1.523	74.15	18:00:22.780
5 -	2:09.657 (2)	0.489	74.74	18:02:32.437
6 -	2:11.346	2.178	73.78	18:04:43.783
7 -	2:09.168 (1)		75.02	18:06:52.951
8 -	2:09.695 (3)	0.527	74.72	18:09:02.646

NG Road Racing - Rounds 1 & 2 @ Oulton Park

Desmo Due / Junior Supersport

Race 18 - LAP ANALYSIS

DIFF = Difference To Personal Best Lap

P12 4 Alan BALL				
LAP	LAP TIME	DIFF	MPH	TIME OF DAY
1 -	2:21.156	12.244	68.65	17:53:46.002
2 -	2:12.998	4.086	72.86	17:55:59.000
3 -	2:13.549	4.637	72.56	17:58:12.549
4 -	2:10.060	1.148	74.51	18:00:22.609
5 -	2:09.721 (2)	0.809	74.70	18:02:32.330
6 -	2:11.637	2.725	73.62	18:04:43.967
7 -	2:08.912 (1)		75.17	18:06:52.879
8 -	2:09.781 (3)	0.869	74.67	18:09:02.660

P13 55 James ROBINSON				
LAP	LAP TIME	DIFF	MPH	TIME OF DAY
1 -	2:23.554	14.361	67.50	17:53:48.400
2 -	2:16.615	7.422	70.93	17:56:05.015
3 -	2:14.080	4.887	72.28	17:58:19.095
4 -	2:14.275	5.082	72.17	18:00:33.370
5 -	2:13.507	4.314	72.59	18:02:46.877
6 -	2:09.740 (3)	0.547	74.69	18:04:56.617
7 -	2:09.664 (2)	0.471	74.74	18:07:06.281
8 -	2:09.193 (1)		75.01	18:09:15.474

P14 57 Sean COYLE				
LAP	LAP TIME	DIFF	MPH	TIME OF DAY
1 -	2:22.923	11.972	67.80	17:53:47.769
2 -	2:15.768	4.817	71.38	17:56:03.537
3 -	2:15.431	4.480	71.55	17:58:18.968
4 -	2:14.311	3.360	72.15	18:00:33.279
5 -	2:14.089	3.138	72.27	18:02:47.368
6 -	2:10.951 (1)		74.00	18:04:58.319
7 -	2:11.979 (2)	1.028	73.43	18:07:10.298
8 -	2:12.871 (3)	1.920	72.93	18:09:23.169

P15 10 Simon COX				
LAP	LAP TIME	DIFF	MPH	TIME OF DAY
1 -	2:23.199	7.815	67.67	17:53:48.045
2 -	2:16.666 (3)	1.282	70.91	17:56:04.711
3 -	2:15.384 (1)		71.58	17:58:20.095
4 -	2:15.860 (2)	0.476	71.33	18:00:35.955
5 -	2:16.878	1.494	70.80	18:02:52.833
6 -	2:17.767	2.383	70.34	18:05:10.600
7 -	2:17.659	2.275	70.40	18:07:28.259
8 -	2:20.492	5.108	68.98	18:09:48.751

P16 56 Max KIMMINGS				
LAP	LAP TIME	DIFF	MPH	TIME OF DAY
1 -	2:28.183	10.542	65.40	17:53:53.029
2 -	2:18.838 (3)	1.197	69.80	17:56:11.867
3 -	2:19.218	1.577	69.61	17:58:31.085
4 -	2:19.062	1.421	69.69	18:00:50.147
5 -	2:19.355	1.714	69.54	18:03:09.502
6 -	2:17.641 (1)		70.40	18:05:27.143
7 -	2:17.720 (2)	0.079	70.36	18:07:44.863

P17 171 Alexander LAIDLAW				
LAP	LAP TIME	DIFF	MPH	TIME OF DAY
1 -	2:29.052	12.588	65.01	17:53:53.898
2 -	2:19.287	2.823	69.57	17:56:13.185
3 -	2:22.129	5.665	68.18	17:58:35.314
4 -	2:18.444 (3)	1.980	70.00	18:00:53.758

DIFF = Difference To Personal Best Lap

5 -	2:19.395	2.931	69.52	18:03:13.153
6 -	2:17.227 (2)	0.763	70.62	18:05:30.380
7 -	2:16.464 (1)		71.01	18:07:46.844

P18 71 Will PUGH				
LAP	LAP TIME	DIFF	MPH	TIME OF DAY
1 -	2:34.770	19.311	62.61	17:53:59.616
2 -	2:23.020	7.561	67.76	17:56:22.636
3 -	2:20.029	4.570	69.20	17:58:42.665
4 -	2:18.875	3.416	69.78	18:01:01.540
5 -	2:17.902 (2)	2.443	70.27	18:03:19.442
6 -	2:18.268 (3)	2.809	70.09	18:05:37.710
7 -	2:15.459 (1)		71.54	18:07:53.169

P19 20 Mykal TRIM				
LAP	LAP TIME	DIFF	MPH	TIME OF DAY
1 -	2:27.855	8.446	65.54	17:53:52.701
2 -	2:19.409 (1)		69.51	17:56:12.110
3 -	2:23.368 (2)	3.959	67.59	17:58:35.478
4 -	2:37.450 P	18.041	61.55	18:01:12.928

NG Road Racing - Rounds 1 & 2 @ Oulton Park

Desmo Due / Junior Supersport

Race 18 - STATISTICS

Competitors Started	19
Planned Start	2024-03-23 @ 17:10:00.000
Actual Start	2024-03-23 @ 17:51:24.845
Finish Time	2024-03-23 @ 18:07:29.762
Track Length	2.6920mi.
Total Laps	145
Total Distance Covered	390.3441mi.

Session Fastest Lap History

NO	CL	NAME	LAP TIME	TIME OF DAY	LAP	VEHICLE
175	Junior	Aaron LILLY	2:00.839	17:55:31.700	2	Kawasaki EX400
52	Junior	Alfie JENKINSON	2:00.778	17:55:32.873	2	Kawasaki EX400
52	Junior	Alfie JENKINSON	1:59.371	17:57:32.245	3	Kawasaki EX400
175	Junior	Aaron LILLY	1:59.260	18:01:31.189	5	Kawasaki EX400
175	Junior	Aaron LILLY	1:59.113	18:03:30.301	6	Kawasaki EX400
52	Junior	Alfie JENKINSON	1:58.851	18:07:29.795	8	Kawasaki EX400

Session Leader History

NO	CL	NAME	FROM LAP	LAPS LED	DISTANCE	VEHICLE
175	Junior	Aaron LILLY	1	2	5.38 miles	Kawasaki EX400
52	Junior	Alfie JENKINSON	3	2	5.38 miles	Kawasaki EX400
175	Junior	Aaron LILLY	5	3	8.07 miles	Kawasaki EX400
52	Junior	Alfie JENKINSON	8	1	2.69 miles	Kawasaki EX400

Flag History

TYPE	TIME OF DAY
GREEN	17:51:24.845
FINISH	18:07:29.762

Flag Statistics

TYPE	COUNT	TOTAL LAPS	TOTAL TIME
Green	1	8	18:50.564
Red	0	0	0.000
Safety Car	0	0	0.000
FCY	0	0	0.000

NG Road Racing - Rounds 1 & 2 @ Oulton Park

Desmo Due / Junior Supersport

Race 18 - STATISTICS

CLASS : Desmo Due Class A 620cc 65bhp

12 Starters

Fastest Lap History

NO	NAME	LAP TIME	TIME OF DAY	LAP	VEHICLE
1	Dominic CANN	2:02.011	17:55:33.627	2	Louigi Moto 620
13	Enrico BELSITO	2:01.626	17:55:34.093	2	Ducati 620 SS
1	Dominic CANN	2:01.354	17:57:34.981	3	Louigi Moto 620
1	Dominic CANN	2:01.210	17:59:36.191	4	Louigi Moto 620
1	Dominic CANN	2:01.202	18:05:41.249	7	Louigi Moto 620
691	Carl SMALLEY	2:01.160	18:07:53.495	8	Ducati Desmo Due 620
13	Enrico BELSITO	2:01.043	18:07:53.590	8	Ducati 620 SS
137	Daniel HOBSON	2:00.970	18:08:01.380	8	Ducati Monster 620

Leader History

NO	NAME	FROM LAP	LAPS LED	DISTANCE	VEHICLE
1	Dominic CANN	1	8	21.53 miles	Louigi Moto 620

NG Road Racing - Rounds 1 & 2 @ Oulton Park

Desmo Due / Junior Supersport

Race 18 - STATISTICS

CLASS : Desmo Due Class B 583cc 53bhp

3 Starters

Fastest Lap History

NO	NAME	LAP TIME	TIME OF DAY	LAP	VEHICLE
57	Sean COYLE	2:15.768	17:56:03.561	2	Ducati Monster 600
57	Sean COYLE	2:15.431	17:58:18.992	3	Ducati Monster 600
55	James ROBINSON	2:14.080	17:58:19.111	3	Ducati Desmo Due 600
55	James ROBINSON	2:13.507	18:02:46.893	5	Ducati Desmo Due 600
55	James ROBINSON	2:09.740	18:04:56.633	6	Ducati Desmo Due 600
55	James ROBINSON	2:09.664	18:07:06.296	7	Ducati Desmo Due 600
55	James ROBINSON	2:09.193	18:09:15.489	8	Ducati Desmo Due 600

Leader History

NO	NAME	FROM LAP	LAPS LED	DISTANCE	VEHICLE
57	Sean COYLE	1	4	10.76 miles	Ducati Monster 600
55	James ROBINSON	5	4	10.76 miles	Ducati Desmo Due 600

NG Road Racing - Rounds 1 & 2 @ Oulton Park

Desmo Due / Junior Supersport

Race 18 - STATISTICS

CLASS : Junior Supersport

4 Starters

Fastest Lap History

NO	NAME	LAP TIME	TIME OF DAY	LAP	VEHICLE
175	Aaron LILLY	2:00.839	17:55:31.700	2	Kawasaki EX400
52	Alfie JENKINSON	2:00.778	17:55:32.873	2	Kawasaki EX400
52	Alfie JENKINSON	1:59.371	17:57:32.245	3	Kawasaki EX400
175	Aaron LILLY	1:59.260	18:01:31.189	5	Kawasaki EX400
175	Aaron LILLY	1:59.113	18:03:30.301	6	Kawasaki EX400
52	Alfie JENKINSON	1:58.851	18:07:29.795	8	Kawasaki EX400

Leader History

NO	NAME	FROM LAP	LAPS LED	DISTANCE	VEHICLE
175	Aaron LILLY	1	2	5.38 miles	Kawasaki EX400
52	Alfie JENKINSON	3	2	5.38 miles	Kawasaki EX400
175	Aaron LILLY	5	3	8.07 miles	Kawasaki EX400
52	Alfie JENKINSON	8	1	2.69 miles	Kawasaki EX400

NG Road Racing - Rounds 1 & 2 @ Oulton Park

Desmo Due / Junior Supersport

Race 18 - GRID (8 Laps)



ROW 8	24 71 Will PUGH	23 2 Brian TIPPLE	22 228 Clive EMERSON
ROW 7	21 56 Max KIMMINGS	20 171 Alexander LAIDLAW	19 25 Clive CHITTY
ROW 6	18 10 Simon COX	17 20 Mykal TRIM	16 113 Andy BERRY
ROW 5	15 55 James ROBINSON	14 78 Sean CRONE	13 57 Sean COYLE
ROW 4	12 4 Alan BALL	11 21 Andy TAYLOR	10 89 Mike SMITH
ROW 3	9 68 Paul PAYNE	8 137 Daniel HOBSON	7 12 Dan JAMES
ROW 2	6 13 Enrico BELSITO	5 22 Chris NORRIS	4 52 Alfie JENKINSON
ROW 1	3 175 Aaron LILLY	2 691 Carl SMALLEY	1 1 Dominic CANN Pole

These results are provisional until the conclusion of any judicial and technical matters.

Oulton Park International: 2.6920 miles

Clerk Of Course: Steve Bostock	Stewards:	Timekeeper: NG Timekeepers	
--------------------------------	-----------	----------------------------	--

Results can be found at www.tsl-timing.com

Printed - 13:53 Saturday, 23 March 2024

