



# 125 & 250 GP ACU NATIONAL CHAMPIONSHIP & GP CUP WITH TWO STROKE GP



NG Road Racing – Round 1  
Oulton Park International  
23<sup>rd</sup> March 2024



Timing & Results Provided by Timing Solutions Ltd

[www.tsl-timing.com](http://www.tsl-timing.com)



OultonPark

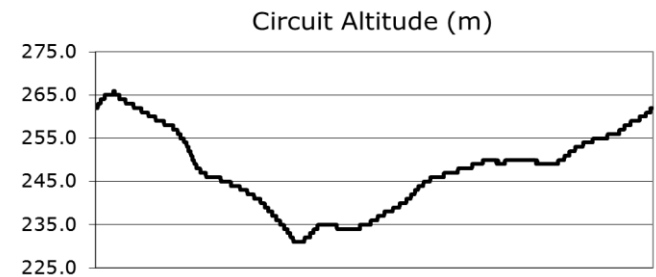
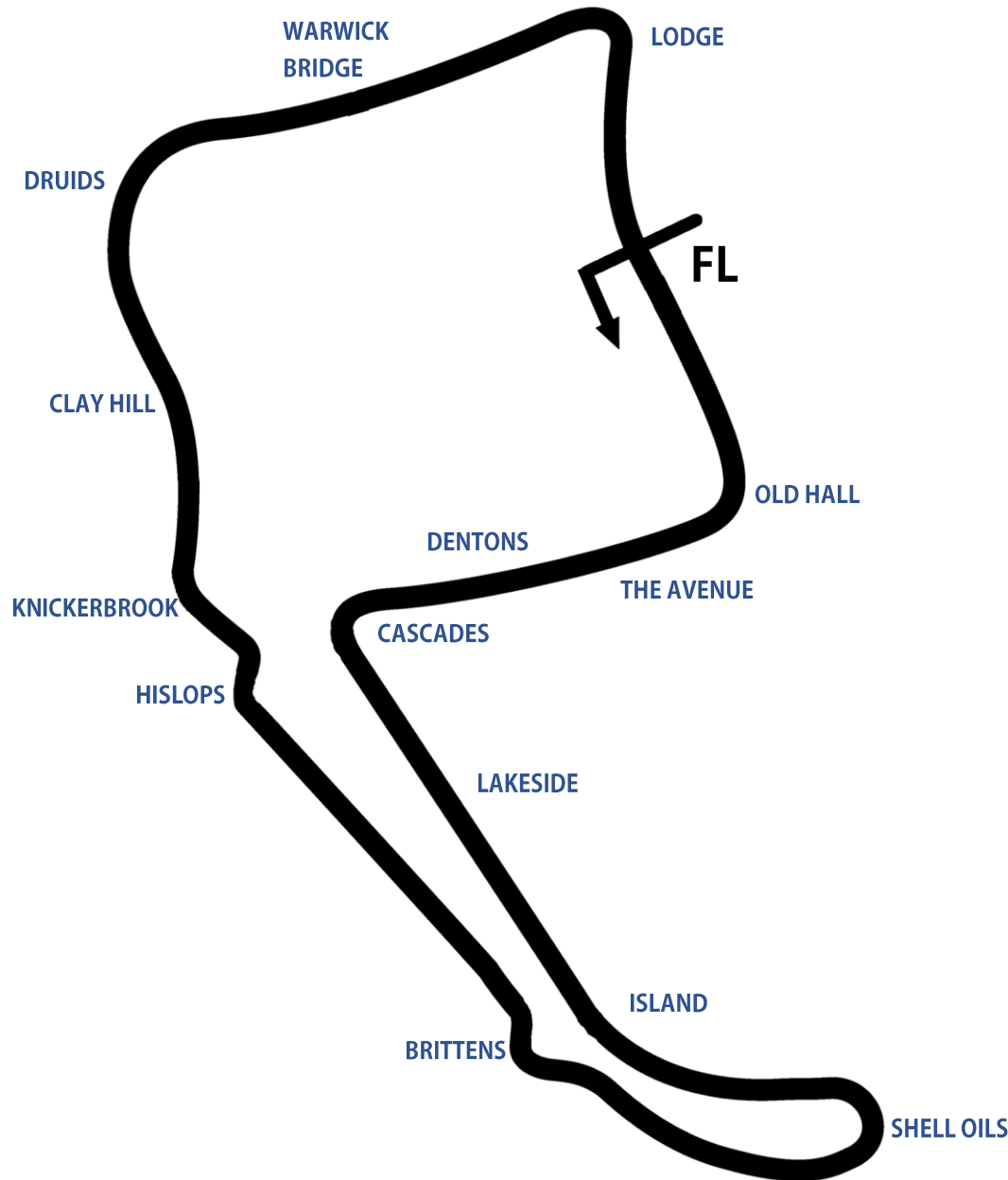
# Oulton Park International Circuit

Little Budworth, Tarporley, Cheshire, UK



SPORTS TIMING

TIMING SOLUTIONS LTD



Length	2.6920 miles   4.332 km   4332.4m		
FL		53.17997 N	2.61294 W
Pit Entry	4314m	53.18011 N	2.61306 W
Pit Exit	180m after FL	53.17836 N	2.61232 W
Pit Entry - Pit Exit	199m, 14.3s @ 50kph, 11.9s @ 60kph		

Results & Live Timing available at – [www.tsl-timing.com](http://www.tsl-timing.com)

Updated - 24/01/2024 11:06

# NG Road Racing - Rounds 1 & 2 @ Oulton Park

250 GP / 125 GP / GP / Two Stroke GP



## Race 7 - CLASSIFICATION

Race Distance: 6 Laps / 16.15 miles

POS	NO	CL	PIC	NAME	ENTRY	LAPS	TIME	GAP	DIFF	MPH	BEST	ON	GRD	↑↓
1	59	250	1	Bobby VAREY	Yamaha TZ 250 - Fastline Superbike Preston	6	11:25.151			84.86	1:49.134	3	1	0
2	81	250	2	Jim HIND	Yamaha TZ 250 - Nettleton	6	11:34.632	9.481	9.481	83.71	1:51.256	4	3	1
3	30	250	3	Ian MACKMAN	Yamaha TZ 250 - 2 Machs Motorcycles	6	11:35.853	10.702	1.221	83.56	1:51.342	4	5	2
4	33	250	4	Chris MOORE	Yamaha TZ 250 - Outhwaite Plant/Silverstar/Heat	6	11:45.946	20.795	10.093	82.36	1:52.884	4	6	2
5	8	250	5	Phil ATKINSON	Yamaha TZ 250 -	6	11:50.998	25.847	5.052	81.78	1:53.144	4	20	15
6	40	250	6	Mike SMITH	Yamaha TZ 250 - Smiffs Garage	6	11:56.506	31.355	5.508	81.15	1:52.979	3	8	2
7	13	250	7	Paul FYSON	Yamaha TZ 250 - Gecko Motorcycle imports	6	12:06.118	40.967	9.612	80.08	1:56.684	6	14	7
8	10	250	8	Alex PENRICE (C)	Yamaha TZ 250 - Fleet	6	12:15.389	50.238	9.271	79.07	1:57.557	6	28	20
9	126	250	9	Simon HUNT	Yamaha TZ 250 - Shaken Not Stirred À pork pies	6	12:15.434	50.283	0.045	79.06	1:57.839	6	4	-5
10	46	250	10	Joe WOODWARD (C)	Tigcraft TZ350 - Hartsmere Logistics Ltd	6	12:17.979	52.828	2.545	78.79	1:57.360	6	17	7
11	55	250	11	Roy CHAPMAN (C)	Yamaha TZ 350 - Windsor	6	12:21.070	55.919	3.091	78.46	1:57.519	6	22	11
12	26	250	12	Mark CHAPMAN (C)	Honda RS 250 - Bristol	6	12:31.398	1:06.247	10.328	77.38	1:59.161	5	19	7
13	45	250	13	Phil ELLIS (C)	Yamaha TZ 250 - Alcester	6	12:32.014	1:06.863	0.616	77.32	2:01.047	5	7	-6
14	25	250	14	Ian PERKS (C)	Honda RS 250 - A C Tyres Oldham	6	12:34.293	1:09.142	2.279	77.08	1:58.059	6	27	13
15	65	250	15	Alexander ROWAN	HONDA NSF250R - SENCAT TALENT TEAM MORTIMER R	6	12:38.115	1:12.964	3.822	76.70	1:59.725	3	25	10
16	411	250	16	David ABRAHAM	Suzuki RGV500 - Cambridge motorcycles	6	12:39.281	1:14.130	1.166	76.58	1:59.379	5	32	16
17	77	250	17	Andrew GLASGOW (C)	Yamaha TZ 250 - Hiab service (hw) ltd	6	12:40.280	1:15.129	0.999	76.48	2:00.961	3	11	-6
18	51	250	18	Will LODER	Yamaha TZ 250 - CKS Precision	6	12:40.440	1:15.289	0.160	76.46	1:59.299	6	15	-3
19	50	250	19	Sean MORRISON (C)	Honda RS 250 - Finchamâ€™s 2 strokes	6	12:57.550	1:32.399	17.110	74.78	2:03.959	5	13	-6
20	66	125	1	Mac PARSONS	Honda RS 125 - Clarke Brothers	6	12:58.035	1:32.884	0.485	74.73	2:03.740	2	38	18
21	71	250	20	Chris BARTON (C)	Yamaha TZ 250 - factory Bedrooms	6	13:27.518	2:02.367	29.483	72.00	2:08.266	2	10	-11
22	631	250	21	Angela CRAGG (C)	Honda NSR250 - Appleby	6	13:32.132	2:06.981	4.614	71.59	2:09.814	2	30	8
23	88	250	22	George PRINOS (C)	Yamaha TZ 250 - Kappa Planning Ltd	6	13:36.497	2:11.346	4.365	71.21	2:10.041	2	26	3
24	52	250	23	Stephen BAYLEY (C)	Yamaha TZ 250 - Tempus Racing	5	11:38.592	1 Lap	1 Lap	69.36	2:13.989	5	31	7
25	16	125	2	Ian AUSTIN	Yamaha TZ 125 - Loughborough	5	11:39.049	1 Lap	0.457	69.31	2:13.796	4	35	10
26	131	125	3	Spencer HUNT	Yamaha TZ 125 - DTR	5	11:39.248	1 Lap	0.199	69.29	2:13.757	5	34	8
27	222	125	4	James HUNT	Yamaha TZ 125 - Dennis Trollope	5	11:49.509	1 Lap	10.261	68.29	2:15.080	3	37	10
28	4	125	5	Norman WILLIAMSON (C)	Honda RS 125 - Liverpool	5	11:54.359	1 Lap	4.850	67.83	2:14.859	5	39	11
29	37	125	6	Simon VANDERPLANK	Honda RS 125 - ARN Racing Leathers	5	12:04.749	1 Lap	10.390	66.85	2:18.482	2	36	7

### NOT CLASSIFIED

DNF	67	250		Paul METCALFE (C)	Honda RS 250 - Colby	5	10:50.207	1 Lap		74.52	2:01.517	3	12	
DNF	38	250		Darrell HIGGINS (C)	Yamaha TZ 250 - Melksham	4	8:15.724	2 Laps	1 Lap	78.19	1:56.621	4	18	
DNF	29	GP		Charlie BARNES	Honda RS 250 - Mortimer Racing SENCAT	4	8:43.131	2 Laps	27.407	74.10	1:59.980	2		
DNF	5	250		Nick SANSOME	Honda TSR250 - Double Take Motorcycles	3	6:05.871	3 Laps	1 Lap	79.46	1:53.986	3	2	
DNF	9	250		Paul TOLAND (C)	Yamaha TZ 250 - Kippers Keys	3	6:31.874	3 Laps	26.003	74.19	2:00.829	3	24	
DNF	99	250		Michael WARING (C)	Honda RS 250 - Congleton	0							9	
DNF	56	250		Dan WILLIAMS	Yamaha TZ250 - Gecko Motorcycles	0							16	
DNF	6	250		Nick WILLIAMSON (C)	Yamaha TZ 350 - RBM Industrial	0							23	

### FASTEST LAP

59	250			Bobby VAREY	Yamaha TZ 250 - Fastline Superbike Preston	3	1:49.134			88.80 mph	142.91 kph			
29	GP			Charlie BARNES	Honda RS 250 - Mortimer Racing SENCAT	2	1:59.980			80.77 mph	129.99 kph			
66	125			Mac PARSONS	Honda RS 125 - Clarke Brothers	2	2:03.740			78.31 mph	126.04 kph			

#### Comments:

Class 250 - 92.5% of Race Speed = 78.49 mph  
Class 125 - 92.5% of Race Speed = 69.12 mph

Weather / Track : Cloudy / Dry

These results are provisional until the conclusion of any judicial and technical matters.

Date: 23/03/2024 Start: 12:44 Finish: 12:56

Oulton Park International: 2.6920 miles

Clerk Of Course: Steve Bostock	Stewards:	Timekeeper: NG Timekeepers	
--------------------------------	-----------	----------------------------	--

Results can be found at [www.tsl-timing.com](http://www.tsl-timing.com)

Printed - 12:59 Saturday, 23 March 2024



# NG Road Racing - Rounds 1 & 2 @ Oulton Park

## 250 GP / 125 GP / GP / Two Stroke GP

### Race 7 - LAP CHART

LAP 1 @ 12:47:03.027		
NO	BEHIND	LAP TIME

59		2:12.582
81	1.877	2:14.459
30	2.039	2:14.621
33	3.637	2:16.219
5	4.989	2:17.571
13	7.315	2:19.897
126	7.338	2:19.920
8	8.831	2:21.413
45	10.119	2:22.701
10	10.234	2:22.816
38	10.413	2:22.995
40	13.032	2:25.614
67	13.749	2:26.331
77	14.259	2:26.841
46	14.418	2:27.000
55	14.916	2:27.498
9	17.061	2:29.643
50	17.207	2:29.789
26	17.358	2:29.940
29	17.478	2:30.060
51	17.596	2:30.178
65	17.786	2:30.368
25	18.412	2:30.994
411	19.383	2:31.965
71	23.105	2:35.687
66	23.616	2:36.198
631	23.904	2:36.486
88	24.452	2:37.034
52	28.332	2:40.914
131	28.455	2:41.037
16	28.831	2:41.413
37	30.950	2:43.532
4	33.373	2:45.955
222	33.648	2:46.230

LAP 2 @ 12:48:53.234		
NO	BEHIND	LAP TIME

59		1:50.207
81	3.154	1:51.484
30	4.016	1:52.184
33	7.683	1:54.253
5	9.096	1:54.314
8	13.186	1:54.562
13	14.003	1:56.895
126	16.082	1:58.951
40	18.948	1:56.123
38	19.337	1:59.131
10	19.822	1:59.795
45	21.773	2:01.861
46	22.649	1:58.438
55	23.851	1:59.142
67	25.739	2:02.197
77	25.850	2:01.798
29	27.251	1:59.980
9	28.256	2:01.402
26	29.731	2:02.580
25	30.503	2:02.298
65	30.886	2:03.307
51	34.063	2:06.674
50	34.495	2:07.495
411	35.112	2:05.936
66	37.149	2:03.740
71	41.164	2:08.266

631	43.511	2:09.814
88	44.286	2:10.041
52	53.299	2:15.174
16	54.066	2:15.442
131	54.245	2:15.997
37	59.225	2:18.482
222	59.512	2:16.071
4	1:01.599	2:18.433

LAP 3 @ 12:50:42.368		
NO	BEHIND	LAP TIME

59		1:49.134
81	6.483	1:52.463
30	7.280	1:52.398
33	13.442	1:54.893
5	13.948	1:53.986
8	17.662	1:53.610
13	21.833	1:56.964
40	22.793	1:52.979
126	25.647	1:58.699
38	27.180	1:56.977
10	28.434	1:57.746
46	32.119	1:58.604
45	33.907	2:01.268
55	34.167	1:59.450
77	37.677	2:00.961
67	38.122	2:01.517
29	38.462	2:00.345
9	39.951	2:00.829
26	40.078	1:59.481
25	41.187	1:59.818
65	41.477	1:59.725
51	46.186	2:01.257
411	46.838	2:00.860
50	51.242	2:05.881
66	52.149	2:04.134
71	1:00.627	2:08.597
631	1:06.154	2:11.777
88	1:08.681	2:13.529
52	1:18.251	2:14.086
16	1:19.446	2:14.514
131	1:19.658	2:14.547
222	1:25.458	2:15.080
4	1:30.801	2:18.336
37	1:31.003	2:20.912

LAP 4 @ 12:52:31.993		
NO	BEHIND	LAP TIME

59		1:49.625
81	8.114	1:51.256
30	8.997	1:51.342
33	16.701	1:52.884
8	21.181	1:53.144
40	28.052	1:54.884
13	29.912	1:57.704
126	33.901	1:57.879
38	34.176	1:56.621
10	37.974	1:59.165
46	41.251	1:58.757
55	44.078	1:59.536
45	46.295	2:02.013
77	50.849	2:02.797
67	50.976	2:02.479
26	51.005	2:00.552
65	51.722	1:59.870

25	52.661	2:01.099
51	58.593	2:02.032
411	58.722	2:01.509
29	1:01.583	2:12.746 P
50	1:06.512	2:04.895
66	1:07.630	2:05.106
71	1:20.933	2:09.931
631	1:27.483	2:10.954
88	1:31.015	2:11.959
52	1:43.055	2:14.429
16	1:43.617	2:13.796
131	1:43.943	2:13.910

LAP 5 @ 12:54:23.112		
NO	BEHIND	LAP TIME

59		1:51.119
222	1 Lap	2:15.655
4	1 Lap	2:16.776
81	9.472	1:52.477
30	9.835	1:51.957
37	1 Lap	2:21.502
33	18.924	1:53.342
8	23.291	1:53.229
40	30.487	1:53.554
13	36.767	1:57.974
126	44.928	2:02.146
10	45.165	1:58.310
46	47.952	1:57.820
55	50.884	1:57.925
45	56.223	2:01.047
26	59.047	1:59.161
25	1:03.567	2:02.025
77	1:03.941	2:04.211
65	1:04.177	2:03.574
411	1:06.982	1:59.379
51	1:08.474	2:01.000
67	1:17.540	2:17.683 P
50	1:19.352	2:03.959
66	1:20.771	2:04.260
71	1:40.888	2:11.074
631	1:47.639	2:11.275
88	1:50.586	2:10.690

LAP 6 @ 12:56:15.596		
NO	BEHIND	LAP TIME

59		1:52.484
81	9.481	1:52.493
30	10.702	1:53.351
52	1 Lap	2:13.989
16	1 Lap	2:13.884
131	1 Lap	2:13.757
33	20.795	1:54.355
222	1 Lap	2:16.473
8	25.847	1:55.040
4	1 Lap	2:14.859
40	31.355	1:53.352
37	1 Lap	2:20.321
13	40.967	1:56.684
10	50.238	1:57.557
126	50.283	1:57.839
46	52.828	1:57.360
55	55.919	1:57.519
26	1:06.247	1:59.684
45	1:06.863	2:03.124
25	1:09.142	1:58.059

Weather / Track : Cloudy / Dry

Results can be found at [www.tsl-timing.com](http://www.tsl-timing.com)

Oulton Park International: 2.6920 miles  
Date: 23/03/2024 Start: 12:44 Finish: 12:56

Printed - 13:00 Saturday, 23 March 2024

# NG Road Racing - Rounds 1 & 2 @ Oulton Park

## 250 GP / 125 GP / GP / Two Stroke GP

### Race 7 - LAP ANALYSIS

DIFF = Difference To Personal Best Lap

LAP	LAP TIME	DIFF	MPH	TIME OF DAY
-----	----------	------	-----	-------------

LAP	LAP TIME	DIFF	MPH	TIME OF DAY
1 -	2:12.582	23.448	73.09	12:47:03.027
2 -	1:50.207 (3)	1.073	87.93	12:48:53.234
3 -	<b>1:49.134 (1)</b>		<b>88.80</b>	<b>12:50:42.368</b>
4 -	1:49.625 (2)	0.491	88.40	12:52:31.993
5 -	1:51.119	1.985	87.21	12:54:23.112
6 -	1:52.484	3.350	86.15	12:56:15.596

#### P2 81 Jim HIND

LAP	LAP TIME	DIFF	MPH	TIME OF DAY
1 -	2:14.459	23.203	72.07	12:47:04.904
2 -	1:51.484 (2)	0.228	86.92	12:48:56.388
3 -	1:52.463 (3)	1.207	86.17	12:50:48.851
4 -	<b>1:51.256 (1)</b>		<b>87.10</b>	<b>12:52:40.107</b>
5 -	1:52.477	1.221	86.16	12:54:32.584
6 -	1:52.493	1.237	86.15	12:56:25.077

#### P3 30 Ian MACKMAN

LAP	LAP TIME	DIFF	MPH	TIME OF DAY
1 -	2:14.621	23.279	71.98	12:47:05.066
2 -	1:52.184 (3)	0.842	86.38	12:48:57.250
3 -	1:52.398	1.056	86.22	12:50:49.648
4 -	<b>1:51.342 (1)</b>		<b>87.04</b>	<b>12:52:40.990</b>
5 -	1:51.957 (2)	0.615	86.56	12:54:32.947
6 -	1:53.351	2.009	85.49	12:56:26.298

#### P4 33 Chris MOORE

LAP	LAP TIME	DIFF	MPH	TIME OF DAY
1 -	2:16.219	23.335	71.14	12:47:06.664
2 -	1:54.253 (3)	1.369	84.82	12:49:00.917
3 -	1:54.893	2.009	84.35	12:50:55.810
4 -	<b>1:52.884 (1)</b>		<b>85.85</b>	<b>12:52:48.694</b>
5 -	1:53.342 (2)	0.458	85.50	12:54:42.036
6 -	1:54.355	1.471	84.74	12:56:36.391

#### P5 8 Phil ATKINSON

LAP	LAP TIME	DIFF	MPH	TIME OF DAY
1 -	2:21.413	28.269	68.53	12:47:11.858
2 -	1:54.562	1.418	84.59	12:49:06.420
3 -	1:53.610 (3)	0.466	85.30	12:51:00.030
4 -	<b>1:53.144 (1)</b>		<b>85.65</b>	<b>12:52:53.174</b>
5 -	1:53.229 (2)	0.085	85.59	12:54:46.403
6 -	1:55.040	1.896	84.24	12:56:41.443

#### P6 40 Mike SMITH

LAP	LAP TIME	DIFF	MPH	TIME OF DAY
1 -	2:25.614	32.635	66.55	12:47:16.059
2 -	1:56.123	3.144	83.45	12:49:12.182
3 -	<b>1:52.979 (1)</b>		<b>85.77</b>	<b>12:51:05.161</b>
4 -	1:54.884	1.905	84.35	12:53:00.045
5 -	1:53.554 (3)	0.575	85.34	12:54:53.599
6 -	1:53.352 (2)	0.373	85.49	12:56:46.951

#### P7 13 Paul FYSON

LAP	LAP TIME	DIFF	MPH	TIME OF DAY
1 -	2:19.897	23.213	69.27	12:47:10.342
2 -	1:56.895 (2)	0.211	82.90	12:49:07.237
3 -	1:56.964 (3)	0.280	82.85	12:51:04.201

DIFF = Difference To Personal Best Lap

4 -	1:57.704	1.020	82.33	12:53:01.905
5 -	1:57.974	1.290	82.14	12:54:59.879
6 -	<b>1:56.684 (1)</b>		<b>83.05</b>	<b>12:56:56.563</b>

#### P8 10 Alex PENRICE (C)

LAP	LAP TIME	DIFF	MPH	TIME OF DAY
1 -	2:22.816	25.259	67.85	12:47:13.261
2 -	1:59.795	2.238	80.89	12:49:13.056
3 -	1:57.746 (2)	0.189	82.30	12:51:10.802
4 -	1:59.165	1.608	81.32	12:53:09.967
5 -	1:58.310 (3)	0.753	81.91	12:55:08.277
6 -	<b>1:57.557 (1)</b>		<b>82.43</b>	<b>12:57:05.834</b>

#### P9 126 Simon HUNT

LAP	LAP TIME	DIFF	MPH	TIME OF DAY
1 -	2:19.920	22.081	69.26	12:47:10.365
2 -	1:58.951	1.112	81.47	12:49:09.316
3 -	1:58.699 (3)	0.860	81.64	12:51:08.015
4 -	1:57.879 (2)	0.040	82.21	12:53:05.894
5 -	2:02.146	4.307	79.34	12:55:08.040
6 -	<b>1:57.839 (1)</b>		<b>82.24</b>	<b>12:57:05.879</b>

#### P10 46 Joe WOODWARD (C)

LAP	LAP TIME	DIFF	MPH	TIME OF DAY
1 -	2:27.000	29.640	65.92	12:47:17.445
2 -	1:58.438 (3)	1.078	81.82	12:49:15.883
3 -	1:58.604	1.244	81.71	12:51:14.487
4 -	1:58.757	1.397	81.60	12:53:13.244
5 -	1:57.820 (2)	0.460	82.25	12:55:11.064
6 -	<b>1:57.360 (1)</b>		<b>82.57</b>	<b>12:57:08.424</b>

#### P11 55 Roy CHAPMAN (C)

LAP	LAP TIME	DIFF	MPH	TIME OF DAY
1 -	2:27.498	29.979	65.70	12:47:17.943
2 -	1:59.142 (3)	1.623	81.34	12:49:17.085
3 -	1:59.450	1.931	81.13	12:51:16.535
4 -	1:59.536	2.017	81.07	12:53:16.071
5 -	1:57.925 (2)	0.406	82.18	12:55:13.996
6 -	<b>1:57.519 (1)</b>		<b>82.46</b>	<b>12:57:11.515</b>

#### P12 26 Mark CHAPMAN (C)

LAP	LAP TIME	DIFF	MPH	TIME OF DAY
1 -	2:29.940	30.779	64.63	12:47:20.385
2 -	2:02.580	3.419	79.06	12:49:22.965
3 -	1:59.481 (2)	0.320	81.11	12:51:22.446
4 -	2:00.552	1.391	80.39	12:53:22.998
5 -	<b>1:59.161 (1)</b>		<b>81.32</b>	<b>12:55:22.159</b>
6 -	1:59.684 (3)	0.523	80.97	12:57:21.843

#### P13 45 Phil ELLIS (C)

LAP	LAP TIME	DIFF	MPH	TIME OF DAY
1 -	2:22.701	21.654	67.91	12:47:13.146
2 -	2:01.861 (3)	0.814	79.52	12:49:15.007
3 -	2:01.268 (2)	0.221	79.91	12:51:16.275
4 -	2:02.013	0.966	79.42	12:53:18.288
5 -	<b>2:01.047 (1)</b>		<b>80.06</b>	<b>12:55:19.335</b>
6 -	2:03.124	2.077	78.71	12:57:22.459

# NG Road Racing - Rounds 1 & 2 @ Oulton Park

## 250 GP / 125 GP / GP / Two Stroke GP

### Race 7 - LAP ANALYSIS

DIFF = Difference To Personal Best Lap

<b>P14 25 Ian PERKS (C)</b>				
LAP	LAP TIME	DIFF	MPH	TIME OF DAY
1 -	2:30.994	32.935	64.18	12:47:21.439
2 -	2:02.298	4.239	79.24	12:49:23.737
3 -	1:59.818 (2)	1.759	80.88	12:51:23.555
4 -	2:01.099 (3)	3.040	80.02	12:53:24.654
5 -	2:02.025	3.966	79.42	12:55:26.679
6 -	<b>1:58.059 (1)</b>		<b>82.08</b>	<b>12:57:24.738</b>

<b>P15 65 Alexander ROWAN</b>				
LAP	LAP TIME	DIFF	MPH	TIME OF DAY
1 -	2:30.368	30.643	64.45	12:47:20.813
2 -	2:03.307	3.582	78.59	12:49:24.120
3 -	<b>1:59.725 (1)</b>		<b>80.94</b>	<b>12:51:23.845</b>
4 -	1:59.870 (2)	0.145	80.84	12:53:23.715
5 -	2:03.574	3.849	78.42	12:55:27.289
6 -	2:01.271 (3)	1.546	79.91	12:57:28.560

<b>P16 411 David ABRAHAM</b>				
LAP	LAP TIME	DIFF	MPH	TIME OF DAY
1 -	2:31.965	32.586	63.77	12:47:22.410
2 -	2:05.936	6.557	76.95	12:49:28.346
3 -	2:00.860 (3)	1.481	80.18	12:51:29.206
4 -	2:01.509	2.130	79.75	12:53:30.715
5 -	<b>1:59.379 (1)</b>		<b>81.18</b>	<b>12:55:30.094</b>
6 -	1:59.632 (2)	0.253	81.00	12:57:29.726

<b>P17 77 Andrew GLASGOW (C)</b>				
LAP	LAP TIME	DIFF	MPH	TIME OF DAY
1 -	2:26.841	25.880	65.99	12:47:17.286
2 -	2:01.798 (2)	0.837	79.56	12:49:19.084
3 -	<b>2:00.961 (1)</b>		<b>80.11</b>	<b>12:51:20.045</b>
4 -	2:02.797 (3)	1.836	78.92	12:53:22.842
5 -	2:04.211	3.250	78.02	12:55:27.053
6 -	2:03.672	2.711	78.36	12:57:30.725

<b>P18 51 Will LODER</b>				
LAP	LAP TIME	DIFF	MPH	TIME OF DAY
1 -	2:30.178	30.879	64.53	12:47:20.623
2 -	2:06.674	7.375	76.50	12:49:27.297
3 -	2:01.257 (3)	1.958	79.92	12:51:28.554
4 -	2:02.032	2.733	79.41	12:53:30.586
5 -	2:01.000 (2)	1.701	80.09	12:55:31.586
6 -	<b>1:59.299 (1)</b>		<b>81.23</b>	<b>12:57:30.885</b>

<b>P19 50 Sean MORRISON (C)</b>				
LAP	LAP TIME	DIFF	MPH	TIME OF DAY
1 -	2:29.789	25.830	64.69	12:47:20.234
2 -	2:07.495	3.536	76.01	12:49:27.729
3 -	2:05.881	1.922	76.98	12:51:33.610
4 -	2:04.895 (2)	0.936	77.59	12:53:38.505
5 -	<b>2:03.959 (1)</b>		<b>78.18</b>	<b>12:55:42.464</b>
6 -	2:05.531 (3)	1.572	77.20	12:57:47.995

<b>P20 66 Mac PARSONS</b>				
LAP	LAP TIME	DIFF	MPH	TIME OF DAY
1 -	2:36.198	32.458	62.04	12:47:26.643
2 -	<b>2:03.740 (1)</b>		<b>78.31</b>	<b>12:49:30.383</b>
3 -	2:04.134 (2)	0.394	78.07	12:51:34.517

DIFF = Difference To Personal Best Lap

4 -	2:05.106	1.366	77.46	12:53:39.623
5 -	2:04.260 (3)	0.520	77.99	12:55:43.883
6 -	2:04.597	0.857	77.78	12:57:48.480

<b>P21 71 Chris BARTON (C)</b>				
LAP	LAP TIME	DIFF	MPH	TIME OF DAY
1 -	2:35.687	27.421	62.24	12:47:26.132
2 -	<b>2:08.266 (1)</b>		<b>75.55</b>	<b>12:49:34.398</b>
3 -	2:08.597 (2)	0.331	75.36	12:51:42.995
4 -	2:09.931 (3)	1.665	74.58	12:53:52.926
5 -	2:11.074	2.808	73.93	12:56:04.000
6 -	2:13.963	5.697	72.34	12:58:17.963

<b>P22 631 Angela CRAGG (C)</b>				
LAP	LAP TIME	DIFF	MPH	TIME OF DAY
1 -	2:36.486	26.672	61.93	12:47:26.931
2 -	<b>2:09.814 (1)</b>		<b>74.65</b>	<b>12:49:36.745</b>
3 -	2:11.777	1.963	73.54	12:51:48.522
4 -	2:10.954 (2)	1.140	74.00	12:53:59.476
5 -	2:11.275 (3)	1.461	73.82	12:56:10.751
6 -	2:11.826	2.012	73.51	12:58:22.577

<b>P23 88 George PRINOS (C)</b>				
LAP	LAP TIME	DIFF	MPH	TIME OF DAY
1 -	2:37.034	26.993	61.71	12:47:27.479
2 -	<b>2:10.041 (1)</b>		<b>74.52</b>	<b>12:49:37.520</b>
3 -	2:13.529	3.488	72.57	12:51:51.049
4 -	2:11.959 (3)	1.918	73.44	12:54:03.008
5 -	2:10.690 (2)	0.649	74.15	12:56:13.698
6 -	2:13.244	3.203	72.73	12:58:26.942

<b>P24 52 Stephen BAYLEY (C)</b>				
LAP	LAP TIME	DIFF	MPH	TIME OF DAY
1 -	2:40.914	26.925	60.22	12:47:31.359
2 -	2:15.174	1.185	71.69	12:49:46.533
3 -	2:14.086 (2)	0.097	72.27	12:52:00.619
4 -	2:14.429 (3)	0.440	72.09	12:54:15.048
5 -	<b>2:13.989 (1)</b>		<b>72.32</b>	<b>12:56:29.037</b>

<b>P25 16 Ian AUSTIN</b>				
LAP	LAP TIME	DIFF	MPH	TIME OF DAY
1 -	2:41.413	27.617	60.04	12:47:31.858
2 -	2:15.442	1.646	71.55	12:49:47.300
3 -	2:14.514 (3)	0.718	72.04	12:52:01.814
4 -	<b>2:13.796 (1)</b>		<b>72.43</b>	<b>12:54:15.610</b>
5 -	2:13.884 (2)	0.088	72.38	12:56:29.494

<b>P26 131 Spencer HUNT</b>				
LAP	LAP TIME	DIFF	MPH	TIME OF DAY
1 -	2:41.037	27.280	60.18	12:47:31.482
2 -	2:15.997	2.240	71.26	12:49:47.479
3 -	2:14.547 (3)	0.790	72.02	12:52:02.026
4 -	2:13.910 (2)	0.153	72.37	12:54:15.936
5 -	<b>2:13.757 (1)</b>		<b>72.45</b>	<b>12:56:29.693</b>

<b>P27 222 James HUNT</b>				
LAP	LAP TIME	DIFF	MPH	TIME OF DAY
1 -	2:46.230	31.150	58.30	12:47:36.675
2 -	2:16.071 (3)	0.991	71.22	12:49:52.746

# NG Road Racing - Rounds 1 & 2 @ Oulton Park

## 250 GP / 125 GP / GP / Two Stroke GP

### Race 7 - LAP ANALYSIS

DIFF = Difference To Personal Best Lap

3 -	<b>2:15.080 (1)</b>		<b>71.74</b>	<b>12:52:07.826</b>
4 -	2:15.655 (2)	0.575	71.44	12:54:23.481
5 -	2:16.473	1.393	71.01	12:56:39.954

<b>P28 4 Norman WILLIAMSON (C)</b>				
LAP	LAP TIME	DIFF	MPH	TIME OF DAY
1 -	2:45.955	31.096	58.39	12:47:36.400
2 -	2:18.433	3.574	70.00	12:49:54.833
3 -	2:18.336 (3)	3.477	70.05	12:52:13.169
4 -	2:16.776 (2)	1.917	70.85	12:54:29.945
5 -	<b>2:14.859 (1)</b>		<b>71.86</b>	<b>12:56:44.804</b>

<b>P29 37 Simon VANDERPLANK</b>				
LAP	LAP TIME	DIFF	MPH	TIME OF DAY
1 -	2:43.532	25.050	59.26	12:47:33.977
2 -	<b>2:18.482 (1)</b>		<b>69.98</b>	<b>12:49:52.459</b>
3 -	2:20.912 (3)	2.430	68.77	12:52:13.371
4 -	2:21.502	3.020	68.48	12:54:34.873
5 -	2:20.321 (2)	1.839	69.06	12:56:55.194

<b>P30 67 Paul METCALFE (C)</b>				
LAP	LAP TIME	DIFF	MPH	TIME OF DAY
1 -	2:26.331	24.814	66.22	12:47:16.776
2 -	2:02.197 (2)	0.680	79.30	12:49:18.973
3 -	<b>2:01.517 (1)</b>		<b>79.75</b>	<b>12:51:20.490</b>
4 -	2:02.479 (3)	0.962	79.12	12:53:22.969
5 -	2:17.683 P	16.166	70.38	12:55:40.652

<b>P31 38 Darrell HIGGINS (C)</b>				
LAP	LAP TIME	DIFF	MPH	TIME OF DAY
1 -	2:22.995	26.374	67.77	12:47:13.440
2 -	1:59.131 (3)	2.510	81.34	12:49:12.571
3 -	1:56.977 (2)	0.356	82.84	12:51:09.548
4 -	<b>1:56.621 (1)</b>		<b>83.10</b>	<b>12:53:06.169</b>

<b>P32 29 Charlie BARNES</b>				
LAP	LAP TIME	DIFF	MPH	TIME OF DAY
1 -	2:30.060	30.080	64.58	12:47:20.505
2 -	<b>1:59.980 (1)</b>		<b>80.77</b>	<b>12:49:20.485</b>
3 -	2:00.345 (2)	0.365	80.52	12:51:20.830
4 -	2:12.746 P	12.766	73.00	12:53:33.576

<b>P33 5 Nick SANSOME</b>				
LAP	LAP TIME	DIFF	MPH	TIME OF DAY
1 -	2:17.571	23.585	70.44	12:47:08.016
2 -	1:54.314 (2)	0.328	84.77	12:49:02.330
3 -	<b>1:53.986 (1)</b>		<b>85.02</b>	<b>12:50:56.316</b>

<b>P34 9 Paul TOLAND (C)</b>				
LAP	LAP TIME	DIFF	MPH	TIME OF DAY
1 -	2:29.643	28.814	64.76	12:47:20.088
2 -	2:01.402 (2)	0.573	79.82	12:49:21.490
3 -	<b>2:00.829 (1)</b>		<b>80.20</b>	<b>12:51:22.319</b>

# NG Road Racing - Rounds 1 & 2 @ Oulton Park

250 GP / 125 GP / GP / Two Stroke GP

## Race 7 - STATISTICS

**Competitors Started** 36  
**Planned Start** 2024-03-23 @ 12:22:00.000  
**Actual Start** 2024-03-23 @ 12:44:50.445  
**Finish Time** 2024-03-23 @ 12:56:15.595  
**Track Length** 2.6920mi.  
**Total Laps** 187  
**Total Distance Covered** 503.4093mi.

### Session Fastest Lap History

NO	CL	NAME	LAP TIME	TIME OF DAY	LAP	VEHICLE
59	250 GP ACU	Bobby VAREY	1:50.207	12:48:53.245	2	Yamaha TZ 250
59	250 GP ACU	Bobby VAREY	1:49.134	12:50:42.378	3	Yamaha TZ 250

### Session Leader History

NO	CL	NAME	FROM LAP	LAPS LED	DISTANCE	VEHICLE
59	250 GP ACU	Bobby VAREY	1	6	16.15 miles	Yamaha TZ 250

### Flag History

TYPE	TIME OF DAY
GREEN	12:44:50.445
FINISH	12:56:15.595

### Flag Statistics

TYPE	COUNT	TOTAL LAPS	TOTAL TIME
Green	1	6	14:15.315
Red	0	0	0.000
Safety Car	0	0	0.000
FCY	0	0	0.000



# NG Road Racing - Rounds 1 & 2 @ Oulton Park

250 GP / 125 GP / GP / Two Stroke GP

## Race 7 - STATISTICS

CLASS : 125 GP Championship

6 Starters

### Fastest Lap History

NO	NAME	LAP TIME	TIME OF DAY	LAP	VEHICLE
66	Mac PARSONS	2:03.740	12:49:30.408	2	Honda RS 125

### Leader History

NO	NAME	FROM LAP	LAPS LED	DISTANCE	VEHICLE
66	Mac PARSONS	1	6	16.15 miles	Honda RS 125

# NG Road Racing - Rounds 1 & 2 @ Oulton Park

250 GP / 125 GP / GP / Two Stroke GP

## Race 7 - STATISTICS

CLASS : 250 GP ACU National Championship

29 Starters

### Fastest Lap History

NO	NAME	LAP TIME	TIME OF DAY	LAP	VEHICLE
59	Bobby VAREY	1:50.207	12:48:53.245	2	Yamaha TZ 250
59	Bobby VAREY	1:49.134	12:50:42.378	3	Yamaha TZ 250

### Leader History

NO	NAME	FROM LAP	LAPS LED	DISTANCE	VEHICLE
59	Bobby VAREY	1	6	16.15 miles	Yamaha TZ 250

# NG Road Racing - Rounds 1 & 2 @ Oulton Park

250 GP / 125 GP / GP / Two Stroke GP

## Race 7 - STATISTICS

CLASS : GP Cup

1 Starters

### Fastest Lap History

NO	NAME	LAP TIME	TIME OF DAY	LAP	VEHICLE
29	Charlie BARNES	1:59.980	12:49:20.505	2	Honda RS 250

### Leader History


NO	NAME	FROM LAP	LAPS LED	DISTANCE	VEHICLE
29	Charlie BARNES	1	4	10.76 miles	Honda RS 250

# NG Road Racing - Rounds 1 & 2 @ Oulton Park

250 GP / 125 GP / GP / Two Stroke GP

## Race 7 - GRID (6 Laps)

ROW 13	39	<b>4</b> Norman WILLIAMSON	38	<b>66</b> Mac PARSONS	37	<b>222</b> James HUNT
ROW 12	36	<b>37</b> Simon VANDERPLANK	35	<b>16</b> Ian AUSTIN	34	<b>131</b> Spencer HUNT
ROW 11	33	<b>64</b> James CHAPMAN	32	<b>411</b> David ABRAHAM	31	<b>52</b> Stephen BAYLEY
ROW 10	30	<b>631</b> Angela CRAGG (C)	29	<b>82</b> Angus GREEN	28	<b>10</b> Alex PENRICE
ROW 9	27	<b>25</b> Ian PERKS	26	<b>88</b> George PRINOS	25	<b>65</b> Alexander ROWAN
ROW 8	24	<b>9</b> Paul TOLAND	23	<b>6</b> Nick WILLIAMSON (C)	22	<b>55</b> Roy CHAPMAN (C)
ROW 7	21	<b>74</b> James CHANDLER	20	<b>8</b> Phil ATKINSON	19	<b>26</b> Mark CHAPMAN
ROW 6	18	<b>38</b> Darrell HIGGINS (C)	17	<b>46</b> Joe WOODWARD (C)	16	<b>56</b> Dan WILLIAMS
ROW 5	15	<b>51</b> Will LODER	14	<b>13</b> Paul FYSON	13	<b>50</b> Sean MORRISON (C)
ROW 4	12	<b>67</b> Paul METCALFE (C)	11	<b>77</b> Andrew GLASGOW (C)	10	<b>71</b> Chris BARTON
ROW 3	9	<b>99</b> Michael WARING (C)	8	<b>40</b> Mike SMITH	7	<b>45</b> Phil ELLIS (C)
ROW 2	6	<b>33</b> Chris MOORE	5	<b>30</b> Ian MACKMAN	4	<b>78</b> Simon HUNT
ROW 1	3	<b>81</b> Jim HIND	2	<b>5</b> Nick SANSOME	1	<b>59</b> Bobby VAREY
						<b>Pole</b>



# NG Road Racing - Rounds 1 & 2 @ Oulton Park

250 GP / 125 GP / GP / Two Stroke GP

Race 16 - GRID (8 Laps)



ROW 14				40	<b>64</b> James CHAPMAN		
ROW 13		39	<b>82</b> Angus GREEN (C)	38	<b>74</b> James CHANDLER (C)	37	<b>6</b> Nick WILLIAMSON (C)
ROW 12	36	<b>56</b> Dan WILLIAMS	35	<b>99</b> Michael WARING (C)	34	<b>37</b> Simon VANDERPLANK	2:18.482
ROW 11			33	<b>222</b> James HUNT	32	<b>4</b> Norman WILLIAMSON (C)	2:13.989
ROW 10	30	<b>16</b> Ian AUSTIN	29	<b>131</b> Spencer HUNT	28	<b>88</b> George PRINOS (C)	2:10.041
ROW 9			27	<b>631</b> Angela CRAGG (C)	26	<b>71</b> Chris BARTON (C)	2:03.959
ROW 8	24	<b>66</b> Mac PARSONS	23	<b>67</b> Paul METCALFE (C)	22	<b>45</b> Phil ELLIS (C)	2:01.047
ROW 7			21	<b>77</b> Andrew GLASGOW (C)	20	<b>9</b> Paul TOLAND (C)	1:59.980
ROW 6	18	<b>65</b> Alexander ROWAN	17	<b>411</b> David ABRAHAM	16	<b>51</b> Will LODER	1:59.299
ROW 5			15	<b>26</b> Mark CHAPMAN (C)	14	<b>25</b> Ian PERKS (C)	1:57.839
ROW 4	12	<b>10</b> Alex PENRICE (C)	11	<b>55</b> Roy CHAPMAN (C)	10	<b>46</b> Joe WOODWARD (C)	1:57.360
ROW 3			9	<b>13</b> Paul FYSON	8	<b>38</b> Darrell HIGGINS (C)	1:53.986
ROW 2	6	<b>8</b> Phil ATKINSON	5	<b>40</b> Mike SMITH	4	<b>33</b> Chris MOORE	1:52.884
ROW 1			3	<b>30</b> Ian MACKMAN	2	<b>81</b> Jim HIND	1:49.134
					1	<b>59</b> Bobby VAREY	
							<b>Pole</b>

These results are provisional until the conclusion of any judicial and technical matters.

Oulton Park International: 2.6920 miles

Clerk Of Course: Steve Bostock	Stewards:	Timekeeper: NG Timekeepers	
--------------------------------	-----------	----------------------------	--

Results can be found at [www.tsl-timing.com](http://www.tsl-timing.com)

Printed - 13:07 Saturday, 23 March 2024



# NG Road Racing - Rounds 1 & 2 @ Oulton Park

250 GP / 125 GP / GP / Two Stroke GP



## Race 16 - RESTART - CLASSIFICATION

Race Distance: 6 Laps / 16.15 miles

POS	NO	CL	PIC	NAME	ENTRY	LAPS	TIME	GAP	DIFF	MPH	BEST	ON
1	81	250	1	Jim HIND	Yamaha TZ 250 - Nettleton	6	11:07.637			87.09	1:49.536	5
2	30	250	2	Ian MACKMAN	Yamaha TZ 250 - 2 Machs Motorcycles	6	11:15.875	8.238	8.238	86.03	1:51.039	4
3	8	250	3	Phil ATKINSON	Yamaha TZ 250 -	6	11:17.734	10.097	1.859	85.79	1:51.269	5
4	33	250	4	Chris MOORE	Yamaha TZ 250 - Outhwaite Plant/Silverstar/Heat	6	11:17.798	10.161	0.064	85.78	1:51.468	5
5	40	250	5	Mike SMITH	Yamaha TZ 250 - Smiffis Garage	6	11:18.546	10.909	0.748	85.69	1:51.053	5
6	65	250	6	Alexander ROWAN	HONDA NSF250R - SENCAT TALENT TEAM MORTIMER R	6	11:36.008	28.371	17.462	83.54	1:53.475	5
7	5	250	7	Nick SANSOME	Honda TSR250 - Double Take Motorcycles	6	11:36.833	29.196	0.825	83.44	1:54.193	4
8	126	250	8	Simon HUNT	Yamaha TZ 250 - Shaken Not Stirred À pork pies	6	11:37.118	29.481	0.285	83.41	1:53.336	6
9	13	250	9	Paul FYSON	Yamaha TZ 250 - Gecko Motorcycle imports	6	11:40.720	33.083	3.602	82.98	1:55.538	6
10	10	250	10	Alex PENRICE (C)	Yamaha TZ 250 - Fleet	6	11:50.523	42.886	9.803	81.83	1:56.508	6
11	29	GP	1	Charlie BARNES	Honda RS 250 - Mortimer Racing SENCAT	6	11:54.375	46.738	3.852	81.39	1:57.316	2
12	55	250	11	Roy CHAPMAN (C)	Yamaha TZ 350 - Windsor	6	11:55.836	48.199	1.461	81.23	1:57.355	6
13	25	250	12	Ian PERKS (C)	Honda RS 250 - A C Tyres Oldham	6	11:58.822	51.185	2.986	80.89	1:57.563	2
14	56	250	13	Dan WILLIAMS	Yamaha TZ250 - Gecko Motorcycles	6	12:13.687	1:06.050	14.865	79.25	1:59.277	3
15	77	250	14	Andrew GLASGOW (C)	Yamaha TZ 250 - Hiab service (hw) ltd	6	12:28.363	1:20.726	14.676	77.69	2:02.222	5
16	66	125	1	Mac PARSONS	Honda RS 125 - Clarke Brothers	6	12:38.812	1:31.175	10.449	76.63	2:03.570	5
17	71	250	15	Chris BARTON (C)	Yamaha TZ 250 - factory Bedrooms	6	12:42.226	1:34.589	3.414	76.28	2:04.407	6
18	88	250	16	George PRINOS (C)	Yamaha TZ 250 - Kappa Planning Ltd	6	12:57.783	1:50.146	15.557	74.76	2:06.509	2
19	131	125	2	Spencer HUNT	Yamaha TZ 125 - DTR	6	13:09.729	2:02.092	11.946	73.63	2:06.794	6
20	16	125	3	Ian AUSTIN	Yamaha TZ 125 - Loughborough	6	13:12.448	2:04.811	2.719	73.37	2:09.540	5
21	52	250	17	Stephen BAYLEY (C)	Yamaha TZ 250 - Tempus Racing	5	11:08.795	1 Lap	1 Lap	72.45	2:10.463	5
22	222	125	4	James HUNT	Yamaha TZ 125 - Dennis Trollope	5	11:30.092	1 Lap	21.297	70.21	2:14.997	2
23	37	125	5	Simon VANDERPLANK	Honda RS 125 - ARN Racing Leathers	5	11:32.244	1 Lap	2.152	69.99	2:15.477	2
24	4	125	6	Norman WILLIAMSON (C)	Honda RS 125 - Liverpool	5	11:36.928	1 Lap	4.684	69.52	2:16.183	5
NOT CLASSIFIED												
DNF	26	250		Mark CHAPMAN (C)	Honda RS 250 - Bristol	5	9:54.288	1 Lap		81.53	1:55.694	5
DNF	50	250		Sean MORRISON (C)	Honda RS 250 - Finchamâ€™s 2 strokes	5	10:52.733	1 Lap	58.445	74.23	2:05.001	3
DNF	631	250		Angela CRAGG (C)	Honda NSR250 - Appleby	1	2:29.187	5 Laps	4 Laps	64.96		
DNF	59	250		Bobby VAREY	Yamaha TZ 250 - Fastline Superbike Preston	1	2:40.764	5 Laps	11.577	60.28		
DNF	9	250		Paul TOLAND (C)	Yamaha TZ 250 - Kippers Keys	0						

### FASTEST LAP

81	250	Jim HIND	Yamaha TZ 250 - Nettleton	5	1:49.536	88.47 mph	142.38 kph
29	GP	Charlie BARNES	Honda RS 250 - Mortimer Racing SENCAT	2	1:57.316	82.60 mph	132.94 kph
66	125	Mac PARSONS	Honda RS 125 - Clarke Brothers	5	2:03.570	78.42 mph	126.21 kph

#### Comments:

Class 250 - 92.5% of Race Speed = 80.55 mph

Class GP - 92.5% of Race Speed = 75.28 mph

Class 125 - 92.5% of Race Speed = 70.88 mph

Weather / Track : Cloudy / Dry

These results are provisional until the conclusion of any judicial and technical matters.

Date: 23/03/2024 Start: 17:10 Finish: 17:22

Oulton Park International: 2.6920 miles

Clerk Of Course: Steve Bostock	Stewards:	Timekeeper: NG Timekeepers	
--------------------------------	-----------	----------------------------	--

Results can be found at [www.tsl-timing.com](http://www.tsl-timing.com)

Printed - 17:24 Saturday, 23 March 2024



# NG Road Racing - Rounds 1 & 2 @ Oulton Park

## 250 GP / 125 GP / GP / Two Stroke GP

### Race 16 - RESTART - LAP ANALYSIS

DIFF = Difference To Personal Best Lap

<b>P1 81 Jim HIND</b>				
LAP	LAP TIME	DIFF	MPH	TIME OF DAY
1 -	1:55.350	5.814	84.01	17:12:52.078
2 -	1:50.736	1.200	87.51	17:14:42.814
3 -	1:51.387	1.851	87.00	17:16:34.201
4 -	1:50.477 (3)	0.941	87.72	17:18:24.678
<b>5 -</b>	<b>1:49.536 (1)</b>		<b>88.47</b>	<b>17:20:14.214</b>
6 -	1:50.151 (2)	0.615	87.98	17:22:04.365

<b>P2 30 Ian MACKMAN</b>				
LAP	LAP TIME	DIFF	MPH	TIME OF DAY
1 -	1:57.783	6.744	82.28	17:12:54.511
2 -	1:51.859 (3)	0.820	86.63	17:14:46.370
3 -	1:52.082	1.043	86.46	17:16:38.452
<b>4 -</b>	<b>1:51.039 (1)</b>		<b>87.27</b>	<b>17:18:29.491</b>
5 -	1:51.181 (2)	0.142	87.16	17:20:20.672
6 -	1:51.931	0.892	86.58	17:22:12.603

<b>P3 8 Phil ATKINSON</b>				
LAP	LAP TIME	DIFF	MPH	TIME OF DAY
1 -	1:56.766	5.497	82.99	17:12:53.494
2 -	1:52.209 (3)	0.940	86.36	17:14:45.703
3 -	1:52.889	1.620	85.84	17:16:38.592
4 -	1:52.709	1.440	85.98	17:18:31.301
<b>5 -</b>	<b>1:51.269 (1)</b>		<b>87.09</b>	<b>17:20:22.570</b>
6 -	1:51.892 (2)	0.623	86.61	17:22:14.462

<b>P4 33 Chris MOORE</b>				
LAP	LAP TIME	DIFF	MPH	TIME OF DAY
1 -	1:56.926	5.458	82.88	17:12:53.654
2 -	1:52.449	0.981	86.18	17:14:46.103
3 -	1:52.864	1.396	85.86	17:16:38.967
4 -	1:51.812 (2)	0.344	86.67	17:18:30.779
<b>5 -</b>	<b>1:51.468 (1)</b>		<b>86.94</b>	<b>17:20:22.247</b>
6 -	1:52.279 (3)	0.811	86.31	17:22:14.526

<b>P5 40 Mike SMITH</b>				
LAP	LAP TIME	DIFF	MPH	TIME OF DAY
1 -	1:58.236	7.183	81.96	17:12:54.964
2 -	1:51.683 (2)	0.630	86.77	17:14:46.647
3 -	1:52.446	1.393	86.18	17:16:39.093
4 -	1:52.790	1.737	85.92	17:18:31.883
<b>5 -</b>	<b>1:51.053 (1)</b>		<b>87.26</b>	<b>17:20:22.936</b>
6 -	1:52.338 (3)	1.285	86.26	17:22:15.274

<b>P6 65 Alexander ROWAN</b>				
LAP	LAP TIME	DIFF	MPH	TIME OF DAY
1 -	2:03.275	9.800	78.61	17:13:00.003
2 -	1:55.166	1.691	84.15	17:14:55.169
3 -	1:55.500	2.025	83.90	17:16:50.669
4 -	1:54.307 (3)	0.832	84.78	17:18:44.976
<b>5 -</b>	<b>1:53.475 (1)</b>		<b>85.40</b>	<b>17:20:38.451</b>
6 -	1:54.285 (2)	0.810	84.79	17:22:32.736

<b>P7 5 Nick SANSOME</b>				
LAP	LAP TIME	DIFF	MPH	TIME OF DAY
1 -	2:02.192	7.999	79.31	17:12:58.920
2 -	1:55.779	1.586	83.70	17:14:54.699
3 -	1:54.798 (3)	0.605	84.42	17:16:49.497

DIFF = Difference To Personal Best Lap

<b>4 -</b>	<b>1:54.193 (1)</b>		<b>84.86</b>	<b>17:18:43.690</b>
5 -	1:54.390 (2)	0.197	84.72	17:20:38.080
6 -	1:55.481	1.288	83.92	17:22:33.561

<b>P8 126 Simon HUNT</b>				
LAP	LAP TIME	DIFF	MPH	TIME OF DAY
1 -	2:05.820	12.484	77.02	17:13:02.548
2 -	1:56.280	2.944	83.34	17:14:58.828
3 -	1:54.174	0.838	84.88	17:16:53.002
4 -	1:53.640 (2)	0.304	85.28	17:18:46.642
5 -	1:53.868 (3)	0.532	85.10	17:20:40.510
<b>6 -</b>	<b>1:53.336 (1)</b>		<b>85.50</b>	<b>17:22:33.846</b>

<b>P9 13 Paul FYSON</b>				
LAP	LAP TIME	DIFF	MPH	TIME OF DAY
1 -	2:01.544	6.006	79.73	17:12:58.272
2 -	1:55.887	0.349	83.62	17:14:54.159
3 -	1:56.543	1.005	83.15	17:16:50.702
4 -	1:55.624 (3)	0.086	83.81	17:18:46.326
5 -	1:55.584 (2)	0.046	83.84	17:20:41.910
<b>6 -</b>	<b>1:55.538 (1)</b>		<b>83.87</b>	<b>17:22:37.448</b>

<b>P10 10 Alex PENRICE (C)</b>				
LAP	LAP TIME	DIFF	MPH	TIME OF DAY
1 -	2:03.848	7.340	78.25	17:13:00.576
2 -	1:58.813	2.305	81.56	17:14:59.389
3 -	1:57.756	1.248	82.29	17:16:57.145
4 -	1:57.051 (3)	0.543	82.79	17:18:54.196
5 -	1:56.547 (2)	0.039	83.15	17:20:50.743
<b>6 -</b>	<b>1:56.508 (1)</b>		<b>83.18</b>	<b>17:22:47.251</b>

<b>P11 29 Charlie BARNES</b>				
LAP	LAP TIME	DIFF	MPH	TIME OF DAY
1 -	2:04.316	7.000	77.95	17:13:01.044
<b>2 -</b>	<b>1:57.316 (1)</b>		<b>82.60</b>	<b>17:14:58.360</b>
3 -	1:58.293	0.977	81.92	17:16:56.653
4 -	1:58.767	1.451	81.59	17:18:55.420
5 -	1:58.027 (3)	0.711	82.11	17:20:53.447
6 -	1:57.656 (2)	0.340	82.36	17:22:51.103

<b>P12 55 Roy CHAPMAN (C)</b>				
LAP	LAP TIME	DIFF	MPH	TIME OF DAY
1 -	2:06.471	9.116	76.62	17:13:03.199
2 -	1:58.536	1.181	81.75	17:15:01.735
3 -	1:57.436 (2)	0.081	82.52	17:16:59.171
4 -	1:58.431	1.076	81.83	17:18:57.602
5 -	1:57.607 (3)	0.252	82.40	17:20:55.209
<b>6 -</b>	<b>1:57.355 (1)</b>		<b>82.58</b>	<b>17:22:52.564</b>

<b>P13 25 Ian PERKS (C)</b>				
LAP	LAP TIME	DIFF	MPH	TIME OF DAY
1 -	2:05.405	7.842	77.27	17:13:02.133
<b>2 -</b>	<b>1:57.563 (1)</b>		<b>82.43</b>	<b>17:14:59.696</b>
3 -	1:58.865 (2)	1.302	81.53	17:16:58.561
4 -	1:58.931	1.368	81.48	17:18:57.492
5 -	1:58.870 (3)	1.307	81.52	17:20:56.362
6 -	1:59.188	1.625	81.31	17:22:55.550

# NG Road Racing - Rounds 1 & 2 @ Oulton Park

## 250 GP / 125 GP / GP / Two Stroke GP

### Race 16 - RESTART - LAP ANALYSIS

DIFF = Difference To Personal Best Lap

<b>P14 56 Dan WILLIAMS</b>				
LAP	LAP TIME	DIFF	MPH	TIME OF DAY
1 -	2:11.401	12.124	73.75	17:13:08.129
2 -	2:01.183	1.906	79.97	17:15:09.312
<b>3 -</b>	<b>1:59.277 (1)</b>		<b>81.25</b>	<b>17:17:08.589</b>
4 -	1:59.769 (2)	0.492	80.91	17:19:08.358
5 -	2:00.806 (3)	1.529	80.22	17:21:09.164
6 -	2:01.251	1.974	79.92	17:23:10.415

<b>P15 77 Andrew GLASGOW (C)</b>				
LAP	LAP TIME	DIFF	MPH	TIME OF DAY
1 -	2:11.175	8.953	73.88	17:13:07.903
2 -	2:04.439	2.217	77.87	17:15:12.342
3 -	2:03.387 (3)	1.165	78.54	17:17:15.729
4 -	2:04.544	2.322	77.81	17:19:20.273
<b>5 -</b>	<b>2:02.222 (1)</b>		<b>79.29</b>	<b>17:21:22.495</b>
6 -	2:02.596 (2)	0.374	79.05	17:23:25.091

<b>P16 66 Mac PARSONS</b>				
LAP	LAP TIME	DIFF	MPH	TIME OF DAY
1 -	2:17.400	13.830	70.53	17:13:14.128
2 -	2:06.021	2.451	76.90	17:15:20.149
3 -	2:04.342	0.772	77.94	17:17:24.491
4 -	2:03.852 (3)	0.282	78.24	17:19:28.343
<b>5 -</b>	<b>2:03.570 (1)</b>		<b>78.42</b>	<b>17:21:31.913</b>
6 -	2:03.627 (2)	0.057	78.39	17:23:35.540

<b>P17 71 Chris BARTON (C)</b>				
LAP	LAP TIME	DIFF	MPH	TIME OF DAY
1 -	2:15.337	10.930	71.60	17:13:12.065
2 -	2:06.397	1.990	76.67	17:15:18.462
3 -	2:05.395 (3)	0.988	77.28	17:17:23.857
4 -	2:05.657	1.250	77.12	17:19:29.514
5 -	2:05.033 (2)	0.626	77.50	17:21:34.547
<b>6 -</b>	<b>2:04.407 (1)</b>		<b>77.89</b>	<b>17:23:38.954</b>

<b>P18 88 George PRINOS (C)</b>				
LAP	LAP TIME	DIFF	MPH	TIME OF DAY
1 -	2:18.712	12.203	69.86	17:13:15.440
<b>2 -</b>	<b>2:06.509 (1)</b>		<b>76.60</b>	<b>17:15:21.949</b>
3 -	2:08.485	1.976	75.42	17:17:30.434
4 -	2:08.077 (3)	1.568	75.66	17:19:38.511
5 -	2:08.260	1.751	75.55	17:21:46.771
6 -	2:07.740 (2)	1.231	75.86	17:23:54.511

<b>P19 131 Spencer HUNT</b>				
LAP	LAP TIME	DIFF	MPH	TIME OF DAY
1 -	2:22.719	15.925	67.90	17:13:19.447
2 -	2:10.924	4.130	74.02	17:15:30.371
3 -	2:09.879 (3)	3.085	74.61	17:17:40.250
4 -	2:10.031	3.237	74.53	17:19:50.281
5 -	2:09.382 (2)	2.588	74.90	17:21:59.663
<b>6 -</b>	<b>2:06.794 (1)</b>		<b>76.43</b>	<b>17:24:06.457</b>

<b>P20 16 Ian AUSTIN</b>				
LAP	LAP TIME	DIFF	MPH	TIME OF DAY
1 -	2:20.450	10.910	69.00	17:13:17.178
2 -	2:13.333	3.793	72.68	17:15:30.511
3 -	2:09.669 (3)	0.129	74.73	17:17:40.180

DIFF = Difference To Personal Best Lap

4 -	2:09.855	0.315	74.63	17:19:50.035
<b>5 -</b>	<b>2:09.540 (1)</b>		<b>74.81</b>	<b>17:21:59.575</b>
6 -	2:09.601 (2)	0.061	74.77	17:24:09.176

<b>P21 52 Stephen BAYLEY (C)</b>				
LAP	LAP TIME	DIFF	MPH	TIME OF DAY
1 -	2:22.102	11.639	68.19	17:13:18.830
2 -	2:12.386	1.923	73.20	17:15:31.216
3 -	2:11.470 (2)	1.007	73.71	17:17:42.686
4 -	2:12.374 (3)	1.911	73.21	17:19:55.060
<b>5 -</b>	<b>2:10.463 (1)</b>		<b>74.28</b>	<b>17:22:05.523</b>

<b>P22 222 James HUNT</b>				
LAP	LAP TIME	DIFF	MPH	TIME OF DAY
1 -	2:27.244	12.247	65.81	17:13:23.972
<b>2 -</b>	<b>2:14.997 (1)</b>		<b>71.78</b>	<b>17:15:38.969</b>
3 -	2:15.867 (3)	0.870	71.32	17:17:54.836
4 -	2:15.108 (2)	0.111	71.73	17:20:09.944
5 -	2:16.876	1.879	70.80	17:22:26.820

<b>P23 37 Simon VANDERPLANK</b>				
LAP	LAP TIME	DIFF	MPH	TIME OF DAY
1 -	2:24.256	8.779	67.18	17:13:20.984
<b>2 -</b>	<b>2:15.477 (1)</b>		<b>71.53</b>	<b>17:15:36.461</b>
3 -	2:18.240	2.763	70.10	17:17:54.701
4 -	2:17.100 (2)	1.623	70.68	17:20:11.801
5 -	2:17.171 (3)	1.694	70.65	17:22:28.972

<b>P24 4 Norman WILLIAMSON (C)</b>				
LAP	LAP TIME	DIFF	MPH	TIME OF DAY
1 -	2:26.779	10.596	66.02	17:13:23.507
2 -	2:17.804 (2)	1.621	70.32	17:15:41.311
3 -	2:17.891 (3)	1.708	70.28	17:17:59.202
4 -	2:18.271	2.088	70.08	17:20:17.473
<b>5 -</b>	<b>2:16.183 (1)</b>		<b>71.16</b>	<b>17:22:33.656</b>

<b>P25 26 Mark CHAPMAN (C)</b>				
LAP	LAP TIME	DIFF	MPH	TIME OF DAY
1 -	2:05.714	10.020	77.08	17:13:02.442
2 -	1:58.365	2.671	81.87	17:15:00.807
3 -	1:56.673 (2)	0.979	83.06	17:16:57.480
4 -	1:57.842 (3)	2.148	82.23	17:18:55.322
<b>5 -</b>	<b>1:55.694 (1)</b>		<b>83.76</b>	<b>17:20:51.016</b>

<b>P26 50 Sean MORRISON (C)</b>				
LAP	LAP TIME	DIFF	MPH	TIME OF DAY
1 -	2:10.886	5.885	74.04	17:13:07.614
2 -	2:07.209 (3)	2.208	76.18	17:15:14.823
<b>3 -</b>	<b>2:05.001 (1)</b>		<b>77.52</b>	<b>17:17:19.824</b>
4 -	2:05.299 (2)	0.298	77.34	17:19:25.123
5 -	2:24.338	19.337	67.14	17:21:49.461

<b>P27 631 Angela CRAGG (C)</b>				
LAP	LAP TIME	DIFF	MPH	TIME OF DAY
1 -	2:29.187 P		64.96	17:13:25.915



# NG Road Racing - Rounds 1 & 2 @ Oulton Park

250 GP / 125 GP / GP / Two Stroke GP

## Race 16 - RESTART - LAP ANALYSIS

DIFF = Difference To Personal Best Lap

<b>P28 59 Bobby VAREY</b>				
LAP	LAP TIME	DIFF	MPH	TIME OF DAY
1 -	2:40.764	P	60.28	17:13:37.492

# NG Road Racing - Rounds 1 & 2 @ Oulton Park

250 GP / 125 GP / GP / Two Stroke GP

## Race 16 - RESTART - LAP CHART

### LAP 1 @ 17:12:52.078

NO	BEHIND	LAP TIME
81		1:55.350
8	1.416	1:56.766
33	1.576	1:56.926
30	2.433	1:57.783
40	2.886	1:58.236
13	6.194	2:01.544
5	6.842	2:02.192
65	7.925	2:03.275
10	8.498	2:03.848
29	8.966	2:04.316
25	10.055	2:05.405
26	10.364	2:05.714
126	10.470	2:05.820
55	11.121	2:06.471
50	15.536	2:10.886
77	15.825	2:11.175
56	16.051	2:11.401
71	19.987	2:15.337
66	22.050	2:17.400
88	23.362	2:18.712
16	25.100	2:20.450
52	26.752	2:22.102
131	27.369	2:22.719
37	28.906	2:24.256
4	31.429	2:26.779
222	31.894	2:27.244
631	33.837	2:29.187 P
59	45.414	2:40.764 P

### LAP 2 @ 17:14:42.814

NO	BEHIND	LAP TIME
81		1:50.736
8	2.889	1:52.209
33	3.289	1:52.449
30	3.556	1:51.859
40	3.833	1:51.683
13	11.345	1:55.887
5	11.885	1:55.779
65	12.355	1:55.166
29	15.546	1:57.316
126	16.014	1:56.280
10	16.575	1:58.813
25	16.882	1:57.563
26	17.993	1:58.365
55	18.921	1:58.536
56	26.498	2:01.183
77	29.528	2:04.439
50	32.009	2:07.209
71	35.648	2:06.397
66	37.335	2:06.021
88	39.135	2:06.509
131	47.557	2:10.924
16	47.697	2:13.333
52	48.402	2:12.386
37	53.647	2:15.477
222	56.155	2:14.997
4	58.497	2:17.804

### LAP 3 @ 17:16:34.201

NO	BEHIND	LAP TIME
81		1:51.387
30	4.251	1:52.082

8	4.391	1:52.889
33	4.766	1:52.864
40	4.892	1:52.446
5	15.296	1:54.798
65	16.468	1:55.500
13	16.501	1:56.543
126	18.801	1:54.174
29	22.452	1:58.293
10	22.944	1:57.756
26	23.279	1:56.673
25	24.360	1:58.865
55	24.970	1:57.436
56	34.388	1:59.277
77	41.528	2:03.387
50	45.623	2:05.001
71	49.656	2:05.395
66	50.290	2:04.342
88	56.233	2:08.485
16	1:05.979	2:09.669
131	1:06.049	2:09.879
52	1:08.485	2:11.470
37	1:20.500	2:18.240
222	1:20.635	2:15.867
4	1:25.001	2:17.891

### LAP 4 @ 17:18:24.678

NO	BEHIND	LAP TIME
81		1:50.477
30	4.813	1:51.039
33	6.101	1:51.812
8	6.623	1:52.709
40	7.205	1:52.790
5	19.012	1:54.193
65	20.298	1:54.307
13	21.648	1:55.624
126	21.964	1:53.640
10	29.518	1:57.051
26	30.644	1:57.842
29	30.742	1:58.767
25	32.814	1:58.931
55	32.924	1:58.431
56	43.680	1:59.769
77	55.595	2:04.544
50	1:00.445	2:05.299
66	1:03.665	2:03.852
71	1:04.836	2:05.657
88	1:13.833	2:08.077
16	1:25.357	2:09.855
131	1:25.603	2:10.031
52	1:30.382	2:12.374
222	1:45.266	2:15.108
37	1:47.123	2:17.100

### LAP 5 @ 17:20:14.214

NO	BEHIND	LAP TIME
81		1:49.536
4	1 Lap	2:18.271
30	6.458	1:51.181
33	8.033	1:51.468
8	8.356	1:51.269
40	8.722	1:51.053
5	23.866	1:54.390
65	24.237	1:53.475
126	26.296	1:53.868
13	27.696	1:55.584

10	36.529	1:56.547
26	36.802	1:55.694
29	39.233	1:58.027
55	40.995	1:57.607
25	42.148	1:58.870
56	54.950	2:00.806
77	1:08.281	2:02.222
66	1:17.699	2:03.570
71	1:20.333	2:05.033
88	1:32.557	2:08.260
50	1:35.247	2:24.338
16	1:45.361	2:09.540
131	1:45.449	2:09.382

### LAP 6 @ 17:22:04.365

NO	BEHIND	LAP TIME
81		1:50.151
52	1 Lap	2:10.463
30	8.238	1:51.931
8	10.097	1:51.892
33	10.161	1:52.279
40	10.909	1:52.338
222	1 Lap	2:16.876
37	1 Lap	2:17.171
65	28.371	1:54.285
5	29.196	1:55.481
4	1 Lap	2:16.183
126	29.481	1:53.336
13	33.083	1:55.538
10	42.886	1:56.508
29	46.738	1:57.656
55	48.199	1:57.355
25	51.185	1:59.188
56	1:06.050	2:01.251
77	1:20.726	2:02.596
66	1:31.175	2:03.627
71	1:34.589	2:04.407
88	1:50.146	2:07.740
131	2:02.092	2:06.794
16	2:04.811	2:09.601

# NG Road Racing - Rounds 1 & 2 @ Oulton Park

250 GP / 125 GP / GP / Two Stroke GP

## Race 16 - RESTART - STATISTICS

**Competitors Started** 28  
**Planned Start** 2024-03-23 @ 16:22:30.000  
**Actual Start** 2024-03-23 @ 17:10:56.727  
**Finish Time** 2024-03-23 @ 17:22:04.364  
**Track Length** 2.6920mi.  
**Total Laps** 152  
**Total Distance Covered** 409.1883mi.

### Session Fastest Lap History

NO	CL	NAME	LAP TIME	TIME OF DAY	LAP	VEHICLE
81	250 GP ACU	Jim HIND	1:50.736	17:14:42.837	2	Yamaha TZ 250
81	250 GP ACU	Jim HIND	1:50.477	17:18:24.701	4	Yamaha TZ 250
81	250 GP ACU	Jim HIND	1:49.536	17:20:14.237	5	Yamaha TZ 250

### Session Leader History

NO	CL	NAME	FROM LAP	LAPS LED	DISTANCE	VEHICLE
81	250 GP ACU	Jim HIND	1	6	16.15 miles	Yamaha TZ 250

### Flag History

TYPE	TIME OF DAY
GREEN	17:10:56.727
FINISH	17:22:04.364

### Flag Statistics

TYPE	COUNT	TOTAL LAPS	TOTAL TIME
Green	1	6	13:35.141
Red	0	0	0.000
Safety Car	0	0	0.000
FCY	0	0	0.000

# NG Road Racing - Rounds 1 & 2 @ Oulton Park

250 GP / 125 GP / GP / Two Stroke GP

## Race 16 - RESTART - STATISTICS

CLASS : 125 GP Championship

6 Starters

### Fastest Lap History

NO	NAME	LAP TIME	TIME OF DAY	LAP	VEHICLE
66	Mac PARSONS	2:06.021	17:15:20.173	2	Honda RS 125
66	Mac PARSONS	2:04.342	17:17:24.515	3	Honda RS 125
66	Mac PARSONS	2:03.852	17:19:28.367	4	Honda RS 125
66	Mac PARSONS	2:03.570	17:21:31.937	5	Honda RS 125

### Leader History

NO	NAME	FROM LAP	LAPS LED	DISTANCE	VEHICLE
66	Mac PARSONS	1	6	16.15 miles	Honda RS 125

# NG Road Racing - Rounds 1 & 2 @ Oulton Park

250 GP / 125 GP / GP / Two Stroke GP

## Race 16 - RESTART - STATISTICS

CLASS : 250 GP ACU National Championship

21 Starters

### Fastest Lap History

NO	NAME	LAP TIME	TIME OF DAY	LAP	VEHICLE
81	Jim HIND	1:50.736	17:14:42.837	2	Yamaha TZ 250
81	Jim HIND	1:50.477	17:18:24.701	4	Yamaha TZ 250
81	Jim HIND	1:49.536	17:20:14.237	5	Yamaha TZ 250

### Leader History

NO	NAME	FROM LAP	LAPS LED	DISTANCE	VEHICLE
81	Jim HIND	1	6	16.15 miles	Yamaha TZ 250

# NG Road Racing - Rounds 1 & 2 @ Oulton Park

250 GP / 125 GP / GP / Two Stroke GP

## Race 16 - RESTART - STATISTICS

CLASS : GP Cup

1 Starters

### Fastest Lap History

NO	NAME	LAP TIME	TIME OF DAY	LAP	VEHICLE
29	Charlie BARNES	1:57.316	17:14:58.381	2	Honda RS 250

### Leader History

NO	NAME	FROM LAP	LAPS LED	DISTANCE	VEHICLE
29	Charlie BARNES	1	6	16.15 miles	Honda RS 250



250 ACU National Championship

STANDINGS AFTER ROUND 2

		EVENT →			Rnd 1 & 2		Rnd 3, 4, & 5			Rnd 6, 7 & 8			Rnd 9, 10 & 11			Rnd 12, 13 & 14			Rnd 15, 16 & 17			Rnd 18, 19 & 20					
	TOTAL	GAP	DIFF	23rd March		13th/14th April			25th/26th May			22nd/23rd June			27th/28th July			31st August/1st September			21st/22nd September			Wins	Seconds	Thirds	
				1	2	1	2	3	1	2	3	1	2	3	1	2	3	1	2	3	1	2	3				
1	Jim HIND	45			20	25																		1	1	0	
2	Ian MACKMAN	36	9		16	20																			0	1	1
3	Phil ATKINSON	27	18	9	11	16																			0	0	1
4	Chris MOORE	26	19	1	13	13																			0	0	0
5	Bobby VAREY	25	20	1	25																				1	0	0
6	Mike SMITH	21	24	4	10	11																			0	0	0
7	Paul FYSON	16	29	5	9	7																			0	0	0
8	Simon HUNT	15	30	1	7	8																			0	0	0
9	Alex PENRICE (C)	14	31	1	8	6																			0	0	0
10	Alexander ROWAN	11	34	3	1	10																			0	0	0
11	Roy CHAPMAN (C)	10	35	1	5	5																			0	0	0
12	Nick SANSOME	9	36	1		9																			0	0	0
13	Joe WOODWARD (C)	6	39	3	6																				0	0	0
14	Ian PERKS (C)	6	39	0	2	4																			0	0	0
15	Mark CHAPMAN (C)	4	41	2	4																				0	0	0
16	Phil ELLIS (C)	3	42	1	3																				0	0	0
17	Dan WILLIAMS	3	42	0		3																			0	0	0
18	Andrew GLASGOW (C)	2	43	1		2																			0	0	0
19	Chris BARTON (C)	1	44	1		1																			0	0	0
20	David ABRAHAM	0	45	1																					0	0	0
21	Will LODER	0	45	0																					0	0	0
22	Sean MORRISON (C)	0	45	0																					0	0	0
23	Angela CRAGG (C)	0	45	0																					0	0	0
24	George PRINOS (C)	0	45	0																					0	0	0
25	Stephen BAYLEY (C)	0	45	0																					0	0	0

# NG Road Racing Club Championships 2024



## 250 Cup ACU National Championship

### STANDINGS AFTER ROUND 2

		EVENT →																										
		Rnd 1 &		Rnd 3, 4, & 5			Rnd 6, 7 & 8			Rnd 9, 10 & 11			Rnd 12, 13 & 14			Rnd 15, 16 & 17			Rnd 18, 19 & 20			Wins	Seconds	Thirds				
		TOTAL	GAP	DIFF	23rd March Oulton Park		13th/14th April Cadwell Park			25th/26th May Pembrey			22nd/23rd June Brands Hatch			27th/28th July Castle Combe			31st August/1st September Donington Park			21st/22nd September Anglesey						
					1	2	1	2	3	1	2	3	1	2	3	1	2	3	1	2	3	1	2	3				
1	Alex PENRICE (C)	50			25	25																				2	0	0
2	Roy CHAPMAN (C)	36	14		16	20																				0	1	1
3	Ian PERKS (C)	26	24	10	10	16																				0	0	1
4	Andrew GLASGOW (C)	22	28	4	9	13																				0	0	0
5	Joe WOODWARD (C)	20	30	2	20																					0	1	0
6	Chris BARTON (C)	18	32	2	7	11																				0	0	0
7	George PRINOS (C)	15	35	3	5	10																				0	0	0
8	Mark CHAPMAN (C)	13	37	2	13																					0	0	0
9	Stephen BAYLEY (C)	13	37	0	4	9																				0	0	0
10	Phil ELLIS (C)	11	39	2	11																					0	0	0
11	Sean MORRISON (C)	8	42	3	8																					0	0	0
12	Angela CRAGG (C)	6	44	2	6																					0	0	0



# NG Road Racing Club Championships 2024



## 125 GP ACU National Championship

### STANDINGS AFTER ROUND 2

		EVENT →																									
		Rnd 1 &		Rnd 3, 4, & 5			Rnd 6, 7 & 8			Rnd 9, 10 & 11			Rnd 12, 13 & 14			Rnd 15, 16 & 17			Rnd 18, 19 & 20								
		TOTAL	GAP	DIFF	23rd March Oulton Park		13th/14th April Cadwell Park			25th/26th May Pembrey			22nd/23rd June Brands Hatch			27th/28th July Castle Combe			31st August/1st September Donington Park			21st/22nd September Anglesey			Wins	Seconds	Thirds
1	2	1	2	3	1	2	3	1	2	3	1	2	3	1	2	3	1	2	3	1	2	3					
1	Mac PARSONS	50			25	25																		2	0	0	
2	Ian AUSTIN	36	14		20	16																		0	1	1	
3	Spencer HUNT	36	14	0	16	20																		0	1	1	
4	James HUNT	26	24	10	13	13																		0	0	0	
5	Norman WILLIAMSON	21	29	5	11	10																		0	0	0	
6	Simon VANDERPLANK	21	29	0	10	11																		0	0	0	

# NG Road Racing Club Championships 2024



## Two Stoke GP

### STANDINGS AFTER ROUND 2

		EVENT →		Rnd 1 &	Rnd 3, 4, & 5			Rnd 6, 7 & 8			Rnd 9, 10 & 11			Rnd 12, 13 & 14			Rnd 15, 16 & 17			Rnd 18, 19 & 20								
		TOTAL	GAP	DIFF	23rd March Oulton Park			13th/14th April Cadwell Park			25th/26th May Pembrey			22nd/23rd June Brands Hatch			27th/28th July Castle Combe			31st August/1st September Donington Park			21st/22nd September Anglesey			Wins	Seconds	Thirds
		1	2		1	2	3	1	2	3	1	2	3	1	2	3	1	2	3	1	2	3						
1	Charlie BARNES	25			25																			1	0	0		