



RACE 1 ROUND 11 - QUALIFIER

Start Time: 09:54 Race Distance: 9.30 miles

Weather: Cloudy Track: Dry

Rnk	Num	Rider	Machine	Class	Town/Sponsor	Laps	Time	Gap	Average	B.Lap	Speed
1300											
1	65	Paul Jeffery	Yamaha R1	1300	Alex Buckingham Racing	6	7:28.91		74.58	1:13.79	75.62
2	24	Richard Hughes	Honda CBR 1000	1300	Mam & Dad / Anyone want to hel	6	7:29.35	+0.44	74.50	1:13.89	75.51
3	311	Gary Johnson	Honda CBR 1000	1300	T M G Racing	6	7:41.78	+12.87	72.50	1:15.46	73.94
4	51	Jeff White	Yamaha R1	1300	Hazel	6	7:44.64	+15.73	72.05	1:15.64	73.77
5	23	Damon Smith	Yamaha R1	1300	PJ Parcels / 26 Fit / EDP / Kn	6	7:48.93	+20.02	71.39	1:16.06	73.36

Best lap : 65 Paul Jeffery - 1:13.79

PI 1300

1	81	Adam Jeffery	Yamaha R1	PI 1300	Adam Jeffery Flooring / A F B	6	7:39.47		72.86	1:15.34	74.06
2	135	John Goulding	Yamaha R1	PI 1300	Wincanton Motorsport Ltd	6	8:04.44	+24.97	69.11	1:18.74	70.86
3	361	Paul Dyer	Yamaha R1	PI 1300	A F B Racing	6	8:09.23	+29.76	68.43	1:19.40	70.27

Best lap : 81 Adam Jeffery - 1:15.34

PI 700

1	114	Jon Wright	Honda CBR 600 F3 S	PI 700	Pav Electrical	6	7:32.17		74.04	1:14.06	75.34
2	127	Liam Turberfield	Yamaha R6 5EB	PI 700	St Johns Worcester	6	7:32.49	+0.32	73.99	1:13.91	75.49
3	41	Ben Harrison	Kawasaki ZXR 400	PI 700	Up the Duchy	6	7:45.12	+12.95	71.98	1:14.82	74.57
4	227	Jamie Gillon	Honda CBR 600	PI 700	Artic Cabins	6	7:48.96	+16.79	71.39	1:16.75	72.70
5	31	James Griffiths	Kawasaki ZX6-R	PI 700	Bridport Dorset	6	7:55.43	+23.26	70.42	1:15.86	73.55
6	27	James Harrington	Yamaha R6	PI 700	Chiswick Bristol	6	7:56.08	+23.91	70.32	1:17.04	72.42
7	29	Daniel Jones	Yamaha R6	PI 700	Emlyn Garage Newcastle Emlyn	6	7:56.34	+24.17	70.28	1:18.25	71.30
8	12	Jack Haverkamp	Honda CBR 600	PI 700	Ebay@biker-gill-2007	6	8:02.10	+29.93	69.44	1:18.35	71.21
9	163	Stuart Creedy	Honda CBR 600 F3	PI 700	Biker-gill-2007	6	8:17.14	+44.97	67.34	1:20.96	68.92
10	148	Simon Payling	Honda CBR 600	PI 700	Smalltown Audio Ltd	6	8:17.43	+45.26	67.30	1:20.11	69.65
11	4	Lee Meek	Yamaha R6 5EB	PI 700	The Dents Business	6	8:25.96	+53.79	66.17	1:21.81	68.20
12	49	Patrick Evans	Yamaha R6 5EB	PI 700	Insulin Resistant Racing	6	8:26.79	+54.62	66.06	1:21.84	68.18
13	19	Mark Birkett	Honda CBR 600 F3 S	PI 700	Babestation	6	8:35.45	+1:03.28	64.95	1:24.17	66.29
14	21	Joshua Rust	Thundercat	PI 700	S R Decor	6	8:39.52	+1:07.35	64.44	1:24.70	65.87
15	123	Mark Somers	Form Racing R6	PI 700	"Co Carlow, Ireland"	5	7:55.88	+1 Lap	58.62	1:31.82	60.77

Best lap : 127 Liam Turberfield - 1:13.91

1300 - 90% of winner's average race speed - 67.12 mph

700 - 90% of winner's average race speed - 65.57 mph

PI 700 - 90% of winner's average race speed - 66.64 mph

No 127 - Liam Turberfield - NEW PI700 CLUB CLASS LAP RECORD



ANGLESEY
AFORD AWARDS TROPHY MEETING
METZELER / DTR STREETSTOCKS 1300
& ADAM JEFFERY FLOORING PRE INJECTION 1300 & 700
RACE 1 ROUND 11 - QUALIFIER
RIDERS' LAP TIMES



Lap	Time
Adam Jeffery	
START	
1	
2	1:16.05
3	1:15.68
4	1:15.52
5	1:15.34
6	1:15.94

Lap	Time
Ben Harrison	
START	
1	
2	1:15.62
3	1:15.40
4	1:14.82
5	1:15.05
6	1:18.18

Lap	Time
Damon Smith	
START	
1	
2	1:16.32
3	1:16.06
4	1:16.45
5	1:17.19
6	1:17.82

Lap	Time
Daniel Jones	
START	
1	
2	1:18.36
3	1:18.54
4	1:18.52
5	1:18.76
6	1:18.25

Lap	Time
Gary Johnson	
START	

Lap	Time
1	
2	1:16.34
3	1:16.23
4	1:15.57
5	1:15.46
6	1:16.19

Lap	Time
Jack Haverkamp	
START	
1	
2	1:18.99
3	1:19.06
4	1:18.35
5	1:19.49
6	1:19.48

Lap	Time
James Griffiths	
START	
1	
2	1:18.99
3	1:17.16
4	1:15.86
5	1:17.67
6	1:16.86

Lap	Time
James Harrington	
START	
1	
2	1:19.01
3	1:17.36
4	1:17.04
5	1:18.52
6	1:17.23

Lap	Time
Jamie Gillon	
START	
1	
2	1:17.19
3	1:16.75
4	1:17.27

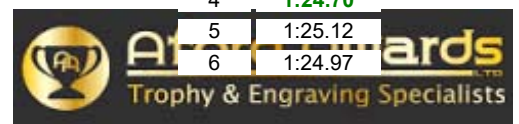
Lap	Time
5	1:17.54
6	1:17.38

Lap	Time
Jeff White	
START	
1	
2	1:15.65
3	1:16.21
4	1:15.64
5	1:16.08
6	1:17.77

Lap	Time
John Goulding	
START	
1	
2	1:18.94
3	1:19.29
4	1:19.33
5	1:18.74
6	1:19.59

Lap	Time
Jon Wright	
START	
1	
2	1:14.29
3	1:16.21
4	1:14.14
5	1:14.75
6	1:14.06

Lap	Time
Joshua Rust	
START	
1	
2	1:25.39
3	1:25.16
4	1:24.70



ANGLESEY
 AFORD AWARDS TROPHY MEETING
 METZELER / DTR STREETSTOCKS 1300
 & ADAM JEFFERY FLOORING PRE INJECTION 1300 & 700
 RACE 1 ROUND 11 - QUALIFIER
 RIDERS' LAP TIMES

Lap	Time
Lee Meek	
START	
1	
2	1:23.20
3	1:23.37
4	1:22.46
5	1:22.57
6	1:21.81

Lap	Time
Liam Turberfield	
START	
1	
2	1:14.45
3	1:14.27
4	1:14.23
5	1:14.12
6	1:13.91

Lap	Time
Mark Birkett	
START	
1	
2	1:24.44
3	1:24.34
4	1:24.17
5	1:24.38
6	1:24.66

Lap	Time
Mark Somers	
START	
1	
2	1:31.82
3	1:34.03
4	1:33.62
5	1:33.52

Lap	Time
Patrick Evans	
START	
1	
2	1:22.96
3	1:23.20
4	1:22.71
5	1:23.67

Lap	Time
6	1:21.84
Paul Dyer	
START	
1	
2	1:21.16
3	1:20.03
4	1:20.28
5	1:19.40
6	1:19.91

Lap	Time
Paul Jeffery	
START	
1	
2	1:13.79
3	1:14.04
4	1:14.32
5	1:14.76
6	1:14.23

Lap	Time
Richard Hughes	
START	
1	
2	1:13.89
3	1:14.03
4	1:14.35
5	1:14.91
6	1:14.84

Lap	Time
Simon Payling	
START	
1	
2	1:21.83
3	1:21.73
4	1:22.35
5	1:20.11
6	1:20.63

Lap	Time
Stuart Creedy	

Lap	Time
START	
1	
2	1:21.65
3	1:20.96
4	1:21.29
5	1:21.30
6	1:21.99

Lap	Time
Tim Hawkins	
START	



Grid	65	24	114	127	81	311	31	51	179	12	227	23	29	27	35	135	41	361	196	15	49	148	163	21	115	19	4	
Start																												
Lap 1	24	65	114	81	127	311	227	51	29	23	41	12	27	361	135	31	163	148	49	4	19	21	123					
Lap 2	24	65	114	127	81	311	51	227	23	41	29	12	27	135	31	361	163	148	49	4	19	21	123					
Lap 3	24	65	114	127	81	311	51	227	41	23	29	27	12	31	135	361	163	148	49	4	19	21	123					
Lap 4	24	65	114	127	81	311	51	41	23	227	29	27	31	12	135	361	163	148	49	4	19	21	123					
Lap 5	24	65	114	127	81	311	51	41	23	227	29	31	27	12	135	361	163	148	4	49	19	21	123					
Lap 6	65	24	114	127	81	311	51	41	23	227	31	27	29	12	135	361	163	148	4	49	19	21						





7 Laps = 10.850 Km

- Pole -

- 1 -	114	Jon Wright	24	Richard Hughes	65	Paul Jeffery
- 2 -	311	Gary Johnson	81	Adam Jeffery	127	Liam Turberfield
- 3 -	23	Damon Smith	41	Ben Harrison	51	Jeff White
- 4 -	27	James Harrington	31	James Griffiths	227	Jamie Gillon
- 5 -	135	John Goulding	12	Jack Haverkamp	29	Daniel Jones
- 6 -	148	Simon Payling	163	Stuart Creedy	361	Paul Dyer
- 7 -	19	Mark Birkett	49	Patrick Evans	4	Lee Meek
- 8 -			123	Mark Somers	21	Joshua Rust





RACE 12 ROUND 11

Start Time: 13:39 Race Distance: 10.85 miles

Weather: Bright Track: Dry

Rnk	Num	Rider	Machine	Class	Town/Sponsor	Laps	Time	Gap	Average	B.Lap	Speed
1300											
1	65	Paul Jeffery	Yamaha R1	1300	Alex Buckingham Racing	7	8:38.50		75.33	1:13.04	76.39
2	24	Richard Hughes	Honda CBR 1000	1300	Mam & Dad / Anyone want to hel	7	8:40.73	+2.23	75.01	1:12.65	76.80
3	311	Gary Johnson	Honda CBR 1000	1300	T M G Racing	7	8:53.11	+14.61	73.26	1:14.89	74.50
4	51	Jeff White	Yamaha R1	1300	Hazel	7	8:54.48	+15.98	73.08	1:15.18	74.22
5	23	Damon Smith	Yamaha R1	1300	PJ Parcels / 26 Fit / EDP / Kn	7	9:12.70	+34.20	70.67	1:16.65	72.79

Best lap : 24 Richard Hughes - 1:12.65

PI 1300

1	81	Adam Jeffery	Yamaha R1	PI 1300	Adam Jeffery Flooring / A F B	7	8:55.29		72.96	1:15.22	74.18
2	35	Tim Hawkins	Yamaha R1	PI 1300	Hawkins Racing	7	9:11.82	+16.53	70.78	1:16.53	72.91
3	179	Paul Harlington	Yamaha R1	PI 1300	Raceways Motorcycles (Stevenag	7	9:17.42	+22.13	70.07	1:17.42	72.07
4	135	John Goulding	Yamaha R1	PI 1300	Wincanton Motorsport Ltd	7	9:20.85	+25.56	69.64	1:17.96	71.57
5	361	Paul Dyer	Yamaha R1	PI 1300	A F B Racing	7	9:21.41	+26.12	69.57	1:18.72	70.88

Best lap : 81 Adam Jeffery - 1:15.22

PI 700

1	114	Jon Wright	Honda CBR 600 F3 S	PI 700	Pav Electrical	7	8:38.19		75.37	1:12.45	77.01
2	127	Liam Turberfield	Yamaha R6 5EB	PI 700	St Johns Worcester	7	8:51.52	+13.33	73.48	1:14.53	74.86
3	41	Ben Harrison	Kawasaki ZXR 400	PI 700	Up the Duchy	7	8:55.02	+16.83	73.00	1:14.92	74.47
4	31	James Griffiths	Kawasaki ZX6-R	PI 700	Bridport Dorset	7	8:55.67	+17.48	72.91	1:15.24	74.16
5	227	Jamie Gillon	Honda CBR 600	PI 700	Artic Cabins	7	9:05.54	+27.35	71.59	1:16.18	73.24
6	12	Jack Haverkamp	Honda CBR 600	PI 700	Ebay@biker-gill-2007	7	9:06.59	+28.40	71.46	1:16.51	72.93
7	27	James Harrington	Yamaha R6	PI 700	Chiswick Bristol	7	9:07.33	+29.14	71.36	1:16.68	72.76
8	29	Daniel Jones	Yamaha R6	PI 700	Emlyn Garage Newcastle Emlyn	7	9:10.26	+32.07	70.98	1:16.95	72.51
9	148	Simon Payling	Honda CBR 600	PI 700	Smalltown Audio Ltd	7	9:29.97	+51.78	68.52	1:19.37	70.30
10	49	Patrick Evans	Yamaha R6 5EB	PI 700	Insulin Resistant Racing	7	9:40.79	+1:02.60	67.25	1:20.96	68.92
11	4	Lee Meek	Yamaha R6 5EB	PI 700	The Dents Business	7	9:41.66	+1:03.47	67.15	1:21.09	68.81
12	19	Mark Birkett	Honda CBR 600 F3 S	PI 700	Babestation	7	9:42.30	+1:04.11	67.07	1:21.10	68.80
13	163	Stuart Creedy	Honda CBR 600 F3	PI 700	Biker-gill-2007	7	9:42.62	+1:04.43	67.04	1:21.62	68.36
14	21	Joshua Rust	Thundercat	PI 700	S R Decor	7	10:00.31	+1:22.12	65.06	1:23.06	67.18
15	123	Mark Somers	Fom Racing R6	PI 700	"Co Carlow, Ireland"	6	9:35.37	+1 Lap	58.18	1:30.58	61.60

Best lap : 114 Jon Wright - 1:12.45

1300 - 90% of winner's average race speed - 63.30 mph

PI1300 - 90% of winner's average race speed - 65.66 mph

PI 700 - 90% of winner's average race speed - 67.83 mph

No 114 - Jon Wright - NEW PI 700 CLUB CLASS LAP RECORD



ANGLESEY
AFORD AWARDS TROPHY MEETING
METZELER / DTR STREETSTOCKS 1300
& ADAM JEFFERY FLOORING PRE INJECTION 1300 & 700



RACE 12 ROUND 11

RIDERS' LAP TIMES

Lap	Time
Adam Jeffery	
START	
1	
2	1:15.69
3	1:15.57
4	1:15.22
5	1:15.73
6	1:15.77
7	1:16.45

Lap	Time
Gary Johnson	
START	
1	
2	1:15.30
3	1:15.63
4	1:15.55
5	1:15.28
6	1:14.89
7	1:14.95

Lap	Time
Jamie Gillon	
START	
1	
2	1:17.01
3	1:16.87
4	1:16.39
5	1:17.06
6	1:16.18
7	1:16.32

Lap	Time
Ben Harrison	
START	
1	
2	1:15.32
3	1:15.62
4	1:15.12
5	1:15.30
6	1:15.28
7	1:14.92

Lap	Time
Jack Haverkamp	
START	
1	
2	1:17.52
3	1:17.74
4	1:16.98
5	1:17.23
6	1:16.58
7	1:16.51

Lap	Time
Jeff White	
START	
1	
2	1:15.18
3	1:16.12
4	1:15.29
5	1:15.38
6	1:15.35
7	1:15.20

Lap	Time
Damon Smith	
START	
1	
2	1:16.66
3	1:17.09
4	1:16.65
5	1:18.49
6	1:18.50
7	1:19.94

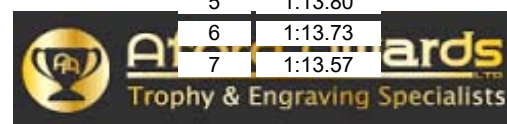
Lap	Time
James Griffiths	
START	
1	
2	1:15.90
3	1:15.41
4	1:15.47
5	1:15.32
6	1:15.96
7	1:15.24

Lap	Time
John Goulding	
START	
1	
2	1:18.44
3	1:17.96
4	1:18.40
5	1:19.67
6	1:19.13
7	1:19.06

Lap	Time
Daniel Jones	
START	
1	
2	1:16.95
3	1:17.53
4	1:17.53
5	1:17.91
6	1:17.52
7	1:17.38

Lap	Time
James Harrington	
START	
1	
2	1:17.48
3	1:17.52
4	1:17.31
5	1:17.28
6	1:17.78
7	1:16.68

Lap	Time
Jon Wright	
START	
1	
2	1:12.45
3	1:12.77
4	1:13.35
5	1:13.80
6	1:13.73
7	1:13.57



Lap	Time
Joshua Rust	
START	
1	
2	1:26.13
3	1:24.12
4	1:23.89
5	1:23.23
6	1:23.06
7	1:25.60

Lap	Time
Lee Meek	
START	
1	
2	1:22.14
3	1:21.86
4	1:21.82
5	1:21.55
6	1:21.68
7	1:21.09

Lap	Time
Liam Turberfield	
START	
1	
2	1:14.71
3	1:15.37
4	1:14.76
5	1:14.53
6	1:14.70
7	1:14.84

Lap	Time
Mark Birkett	
START	
1	
2	1:22.95
3	1:22.00
4	1:22.51
5	1:21.55
6	1:21.10
7	1:21.10

Lap	Time
Mark Somers	
START	

Lap	Time
1	
2	1:30.58
3	1:31.18
4	1:32.58
5	1:32.14
6	1:50.64

Lap	Time
Patrick Evans	
START	
1	
2	1:20.96
3	1:21.05
4	1:21.80
5	1:22.16
6	1:22.51
7	1:22.04

Lap	Time
Paul Dyer	
START	
1	
2	1:18.97
3	1:19.32
4	1:19.06
5	1:18.72
6	1:18.94
7	1:19.22

Lap	Time
Paul Harlington	
START	
1	
2	1:18.78
3	1:17.89
4	1:17.42
5	1:17.98
6	1:17.55
7	1:18.68

Lap	Time
Paul Jeffery	
START	
1	
2	1:13.21

Lap	Time
3	1:13.16
4	1:13.04
5	1:13.20
6	1:13.48
7	1:14.28

Lap	Time
Richard Hughes	
START	
1	
2	1:14.13
3	1:12.94
4	1:13.18
5	1:13.63
6	1:12.65
7	1:16.35

Lap	Time
Simon Payling	
START	
1	
2	1:21.38
3	1:20.57
4	1:19.66
5	1:19.37
6	1:21.07
7	1:21.33

Lap	Time
Stuart Creedy	
START	
1	
2	1:21.62
3	1:22.49
4	1:22.08
5	1:22.02
6	1:22.24
7	1:23.14

Lap	Time
Tim Hawkins	
START	
1	
2	1:17.35
3	1:17.22
4	1:17.76
5	1:17.39
6	1:16.53

ANGLESEY
AFORD AWARDS TROPHY MEETING
METZELER / DTR STREETSTOCKS 1300
& ADAM JEFFERY FLOORING PRE INJECTION 1300 & 700
RACE 12 ROUND 11
RIDERS' LAP TIMES

Lap	Time
7	1:18.18



Grid	65	24	114	127	81	311	51	41	23	227	31	27	29	12	135	361	163	148	4	49	19	21	123		
Start																									
Lap 1	24	65	114	81	311	51	31	127	27	41	12	23	29	227	148	361	35	135	163	179	49	19	4	21	123
Lap 2	114	65	24	81	311	51	127	31	41	27	12	23	29	227	35	361	135	179	148	163	49	4	19	21	123
Lap 3	114	65	24	81	311	127	51	31	41	27	23	12	227	29	35	135	361	179	148	49	163	4	19	21	123
Lap 4	114	65	24	81	127	311	51	31	41	27	23	227	12	29	35	135	179	361	148	49	163	4	19	21	123
Lap 5	65	114	24	127	81	311	51	31	41	27	227	12	23	29	35	179	135	361	148	49	163	4	19	21	123
Lap 6	65	24	114	127	311	81	51	41	31	227	12	27	23	29	35	179	135	361	148	49	163	4	19	21	123
Lap 7	114	65	24	127	311	51	41	81	31	227	12	27	29	35	23	179	135	361	148	49	4	19	163	21	





Rnk	Num	Rider	Machine	Town/Sponsor	Class	Laps	Time	Gap	Average	B.Lap	Speed
Pbike											
1	87	Billy Mellor	BMW S 1000	Able Engineering	Pbike	6	7:01.62		79.40	1:08.97	80.90
2	16	Ben Godfrey	BMW S 1000 RR	LED Solutions BMW	Pbike	6	7:01.80	+0.18	79.37	1:08.66	81.27
3	97	James Kiff	Kawasaki ZX10	JK Auto-Tek	Pbike	6	7:07.29	+5.67	78.35	1:10.26	79.41
4	10	Dave Irons	Ducati 1198	Tom Warner Racing	Pbike	6	7:20.56	+18.94	75.99	1:12.28	77.19
5	11	Chris Pope	Yamaha R1	AFB Motorcycles	Pbike	6	7:21.13	+19.51	75.89	1:11.96	77.54
6	911	Adam Sherriff	Honda CBR 1000	Yorkshire Motorhomes	Pbike	6	7:21.68	+20.06	75.80	1:11.85	77.66
7	66	Roo Cotton	Yamaha R1	Dennis Trollope Racing Spares	Pbike	6	7:22.00	+20.38	75.74	1:11.98	77.52
8	148	Leigh Corfield	Kawasaki ZX10 R	Ballard Racing BIS Ltd	Pbike	6	7:24.39	+22.77	75.33	1:12.61	76.84
9	188	Edward Comerford	Honda Fireblade 1000	Co Carlow Ireland	Pbike	6	7:24.59	+22.97	75.30	1:12.39	77.08
10	4	Colin Thompson	Suzuki GSXR 1000	GRP Motorsport	Pbike	6	7:25.50	+23.88	75.15	1:12.58	76.88
11	37	Graham Hornby	Yamaha R6	Ostomead, Preston	Pbike	6	7:36.25	+34.63	73.38	1:13.44	75.98
12	31	Sean Reid	Honda CBR 1000 RR	Ayr Scotland	Pbike	6	7:46.12	+44.50	71.82	1:15.75	73.66
13	40	Neil Appleton	KTM RC8R	Bike Torque Racing	Pbike	6	7:55.28	+53.66	70.44	1:16.18	73.24
14	123	Alan Fisher	Suzuki GSXR 750	Kiltorcan Raceway Karting	Pbike	6	7:55.92	+54.30	70.34	1:17.02	72.44
15	15	Gavin Martin	BMW HP4 1000	Ferndown Dorset	Pbike	6	8:05.46	+1:03.84	68.96	1:18.88	70.74
16	133	Robert Toner	Lisa's Fireblade	Newtown Mount Kennedy	Pbike	6	8:06.79	+1:05.17	68.77	1:18.42	71.15
17	52	Charlie Flett	BMW S1000	CLS Aberdeen	Pbike	6	8:16.61	+1:14.99	67.41	1:20.54	69.28
18	32	Mike Mayow	Honda CBR 1000 RR	W M Motors Cheltenham Ltd	Pbike	6	8:17.06	+1:15.44	67.35	1:20.99	68.89

Best lap : 16 Ben Godfrey - 1:08.66

DNFs

114	Stuart Cooke	Honda CBR 1000	Hydro Headz	Pbike
117	Gary Woodward	BMW S 1000	Able Engineering	Pbike

700

1	63	Eddie Whitehurst	Kawasaki ZX 636	EAW Racing / Rich & Pat Jones	700	6	7:41.52		72.54	1:15.23	74.17
2	89	Jason Turner	Triumph 675	A J K Racing	700	6	8:01.56	+20.04	69.52	1:17.76	71.75
3	175	Richard Leonard	Suzuki GSXR 600 K5	Uplands School of Motoring	700	6	8:09.24	+27.72	68.43	1:19.77	69.95
4	17	Gareth Williams	Yamaha R6	ATFx Team Cheese	700	5	7:02.75	+1 Lap	65.99	1:22.06	67.99
5	71	RAB Lavender	Triumph Daytona 675	Ducking Quack Racing	700	5	7:33.69	+1 Lap	61.49	1:28.72	62.89

Best lap : 63 Eddie Whitehurst - 1:15.23

Pbike - 90% of winner's average race speed - 71.46 mph
PI 1300 - 90% of winner's average race speed - 65.29 mph


ANGLESEY
AFORD AWARDS TROPHY MEETING
SWITCHGEAR SYSTEMS POWERBIKES
METZELER / DTR STREETSTOCKS 700
RACE 3 ROUND 11 - QUALIFIER
RIDERS' LAP TIMES



Lap	Time
Adam Sherriff	
START	
1	
2	1:13.17
3	1:12.75
4	1:12.88
5	1:12.62
6	1:11.85

Lap	Time
Alan Fisher	
START	
1	
2	1:19.35
3	1:17.06
4	1:17.02
5	1:17.19
6	1:17.84

Lap	Time
Ben Godfrey	
START	
1	
2	1:09.82
3	1:09.42
4	1:08.66
5	1:08.72
6	1:09.56

Lap	Time
Billy Mellor	
START	
1	
2	1:09.55
3	1:08.97

Lap	Time
4	1:08.99
5	1:09.11
6	1:09.62

Lap	Time
Charlie Flett	
START	
1	
2	1:21.11
3	1:20.54
4	1:21.37
5	1:22.11
6	1:21.76

Lap	Time
Chris Pope	
START	
1	
2	1:12.81
3	1:13.31
4	1:12.75
5	1:12.38
6	1:11.96

Lap	Time
Colin Thompson	
START	
1	
2	1:12.64
3	1:12.58
4	1:12.78
5	1:13.05
6	1:14.01

Lap	Time
Dave Irons	

Lap	Time
START	
1	
2	1:12.28
3	1:12.46
4	1:12.30
5	1:12.32
6	1:12.53

Lap	Time
Eddie Whitehurst	
START	
1	
2	1:16.26
3	1:15.23
4	1:15.65
5	1:15.61
6	1:16.10

Lap	Time
Edward Comerford	
START	
1	
2	1:12.75
3	1:12.41
4	1:12.39
5	1:13.03
6	1:12.77

Lap	Time
Gareth Williams	
START	
1	
2	1:24.07
3	1:22.24
4	1:22.66
5	1:22.06



ANGLESEY
 AFORD AWARDS TROPHY MEETING
 SWITCHGEAR SYSTEMS POWERBIKES
 METZELER / DTR STREETSTOCKS 700
 RACE 3 ROUND 11 - QUALIFIER
 RIDERS' LAP TIMES

Lap Time

Gary Woodward

START

1

Gavin Martin

START

1

2 **1:19.84**

3 **1:18.90**

4 **1:18.88**

5 1:20.36

6 1:18.89

Graham Hornby

START

1

2 **1:14.38**

3 **1:13.44**

4 **1:13.44**

5 1:13.82

6 1:16.44

James Kiff

START

1

2 **1:10.26**

3 1:10.52

4 1:10.28

5 1:10.70

6 1:10.73

Jason Turner

Lap Time

START

1

2 **1:20.78**

3 **1:18.47**

4 **1:17.76**

5 1:18.74

6 1:18.66

Leigh Corfield

START

1

2 **1:12.69**

3 **1:12.61**

4 1:12.67

5 1:13.07

6 1:13.43

Mike Mayow

START

1

2 **1:21.75**

3 **1:20.99**

4 1:21.16

5 1:21.81

6 1:21.92

Neil Appleton

START

1

2 **1:19.53**

3 **1:18.23**

4 **1:16.49**

5 **1:16.18**

6 1:16.67

Lap Time

RAB Lavender

START

1

2 **1:29.39**

3 **1:29.13**

4 1:29.77

5 **1:28.72**

Richard Leonard

START

1

2 **1:20.55**

3 **1:19.77**

4 1:20.30

5 1:19.94

6 1:19.78

Robert Toner

START

1

2 **1:20.52**

3 **1:18.42**

4 1:20.12

5 1:20.53

6 1:20.56

Roo Cotton

START

1

2 **1:12.66**

3 **1:12.48**

4 **1:11.98**

5 1:11.99

6 1:12.12

ANGLESEY
AFORD AWARDS TROPHY MEETING
SWITCHGEAR SYSTEMS POWERBIKES
METZELER / DTR STREETSTOCKS 700
RACE 3 ROUND 11 - QUALIFIER
RIDERS' LAP TIMES

Lap	Time
-----	------

Sean Reid

START

1	
2	1:17.47
3	1:16.19
4	1:15.75
5	1:15.83
6	1:16.28

Stuart Cooke

START

ANGLESEY
AFORD AWARDS TROPHY MEETING
SWITCHGEAR SYSTEMS POWERBIKES
METZELER / DTR STREETSTOCKS 700
RACE 3 ROUND 11 - QUALIFIER
LAP CHART



Start																								
Lap 1	97	87	16	117	11	911	10	148	4	66	188	63	31	37	133	89	123	40	15	175	32	52	17	71
Lap 2	87	97	16	11	10	911	148	4	66	188	63	37	31	123	133	40	89	15	175	52	32	17	71	
Lap 3	87	16	97	10	11	911	148	4	66	188	37	63	31	123	133	40	89	15	175	52	32	17	71	
Lap 4	87	16	97	10	11	911	148	66	4	188	37	63	31	123	40	89	133	15	175	52	32	17	71	
Lap 5	87	16	97	10	11	911	66	148	4	188	37	63	31	123	40	89	133	15	175	52	32	17	71	
Lap 6	87	16	97	10	11	911	66	148	188	4	37	63	31	40	123	89	15	133	175	52	32			



ANGLESEY
AFORD AWARDS TROPHY MEETING
SWITCHGEAR SYSTEMS POWERBIKES
METZELER / DTR STREETSTOCKS 700
RACE 14 ROUND 11
STARTING GRID



7 Laps = 10.850 Km

- Pole -

- 1 -	97	James Kiff	16	Ben Godfrey	87	Billy Mellor
- 2 -	911	Adam Sherriff	11	Chris Pope	10	Dave Irons
- 3 -	188	Edward Comerford	148	Leigh Corfield	66	Roo Cotton
- 4 -	63	Eddie Whitehurst	37	Graham Hornby	4	Colin Thompson
- 5 -	123	Alan Fisher	40	Neil Appleton	31	Sean Reid
- 6 -	133	Robert Toner	15	Gavin Martin	89	Jason Turner
- 7 -	32	Mike Mayow	52	Charlie Flett	175	Richard Leonard
- 8 -	114	Stuart Cooke	71	RAB Lavender	17	Gareth Williams
- 9 -					117	Gary Woodward



ANGLESEY
AFORD AWARDS TROPHY MEETING
SWITCHGEAR SYSTEMS POWERBIKES
METZELER / DTR STREETSTOCKS 700
RACE 14 ROUND 11 - RESTART

Start time: 14:10 Race Distance 6.20 miles

Weather: Bright Track: Dry



Rnk	Num	Rider	Machine	Town/Sponsor	Class	Laps	Time	Gap	Average	B.Lap	Speed
Pbike											
1	87	Billy Mellor	BMW S 1000	Able Engineering	Pbike	4	4:39.60		79.82	1:08.25	81.75
2	16	Ben Godfrey	BMW S 1000 RR	LED Solutions BMW	Pbike	4	4:41.48	+1.88	79.29	1:08.80	81.10
3	97	James Kiff	Kawasaki ZX10	JK Auto-Tek	Pbike	4	4:41.49	+1.89	79.29	1:09.02	80.84
4	66	Roo Cotton	Yamaha R1	Dennis Trollope Racing Spares	Pbike	4	4:48.53	+8.93	77.35	1:10.42	79.23
5	911	Adam Sherriff	Honda CBR 1000	Yorkshire Motorhomes	Pbike	4	4:51.64	+12.04	76.53	1:11.33	78.22
6	188	Edward Comerford	Honda Fireblade 1000	Co Carlow Ireland	Pbike	4	4:51.95	+12.35	76.45	1:11.30	78.26
7	10	Dave Irons	Ducati 1198	Tom Warner Racing	Pbike	4	4:54.87	+15.27	75.69	1:12.50	76.96
8	11	Chris Pope	Yamaha R1	AFB Motorcycles	Pbike	4	4:55.42	+15.82	75.55	1:12.15	77.33
9	148	Leigh Corfield	Kawasaki ZX10 R	Ballard Racing BIS Ltd	Pbike	4	4:55.93	+16.33	75.42	1:12.30	77.17
10	37	Graham Hornby	Yamaha R6	Ostomead, Preston	Pbike	4	4:56.27	+16.67	75.33	1:12.00	77.50
11	4	Colin Thompson	Suzuki GSXR 1000	GRP Motorsport	Pbike	4	5:00.40	+20.80	74.30	1:13.45	75.97
12	15	Gavin Martin	BMW HP4 1000	Ferndown Dorset	Pbike	4	5:13.92	+34.32	71.10	1:16.67	72.77
13	133	Robert Toner	Lisa's Fireblade	Newtown Mount Kennedy	Pbike	4	5:25.46	+45.86	68.57	1:19.36	70.31
14	32	Mike Mayow	Honda CBR 1000 RR	W M Motors Cheltenham Ltd	Pbike	4	5:30.67	+51.07	67.49	1:21.30	68.63
15	52	Charlie Flett	BMW S1000	CLS Aberdeen	Pbike	4	5:31.53	+51.93	67.32	1:20.62	69.21

Best lap : 87 Billy Mellor - 1:08.25

700

1	63	Eddie Whitehurst	Kawasaki ZX 636	EAW Racing / Rich & Pat Jones	700	4	5:06.51		72.81	1:14.93	74.46
2	89	Jason Turner	Triumph 675	A J K Racing	700	4	5:14.94	+8.43	70.87	1:16.35	73.08
3	175	Richard Leonard	Suzuki GSXR 600 K5	Uplands School of Motoring	700	4	5:29.90	+23.39	67.65	1:20.57	69.25
4	17	Gareth Williams	Yamaha R6	ATFx Team Cheese	700	4	5:32.78	+26.27	67.07	1:20.57	69.25
5	71	RAB Lavender	Triumph Daytona 675	Ducking Quack Racing	700	4	5:56.60	+50.09	62.59	1:27.04	64.10

Best lap : 63 Eddie Whitehurst - 1:14.93

Pbike - 90% of winner's average race speed - 71.84 mph
700 - 90% of winner's average race speed - 65.53 mph
No 87 - Billy Mellor - NEW PBIKE CLUB CLASS LAP RECORD
REDUCED RACE DISTANCE - FOLLOWING RED FLAG


ANGLESEY
AFORD AWARDS TROPHY MEETING
SWITCHGEAR SYSTEMS POWERBIKES
METZELER / DTR STREETSTOCKS 700
RACE 14 ROUND 11 - RESTART
RIDERS' LAP TIMES



Lap	Time
-----	------

Adam Sherriff

START	
-------	--

1	
2	1:11.79
3	1:11.55
4	1:11.33

Ben Godfrey

START	
-------	--

1	
2	1:08.85
3	1:09.25
4	1:08.80

Billy Mellor

START	
-------	--

1	
2	1:08.25
3	1:08.30
4	1:08.80

Charlie Flett

START	
-------	--

1	
2	1:20.89
3	1:20.62
4	1:22.25

Chris Pope

Lap	Time
-----	------

START	
-------	--

1	
2	1:12.15
3	1:12.54
4	1:12.81

Colin Thompson

START	
-------	--

1	
2	1:13.45
3	1:13.80
4	1:13.82

Dave Irons

START	
-------	--

1	
2	1:12.54
3	1:12.59
4	1:12.50

Eddie Whitehurst

START	
-------	--

1	
2	1:15.08
3	1:14.93
4	1:15.74

Edward Comerford

START	
-------	--

1	
2	1:11.57
3	1:11.40

Lap	Time
-----	------

4	1:11.30
---	----------------

Gareth Williams

START	
-------	--

1	
2	1:20.57
3	1:20.60
4	1:22.24

Gavin Martin

START	
-------	--

1	
2	1:16.67
3	1:17.02
4	1:17.43

Graham Hornby

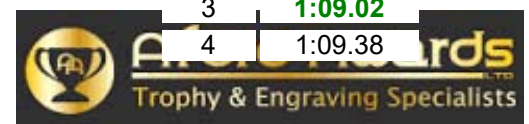
START	
-------	--

1	
2	1:12.83
3	1:12.00
4	1:12.62

James Kiff

START	
-------	--

1	
2	1:09.12
3	1:09.02
4	1:09.38



ANGLESEY
AFORD AWARDS TROPHY MEETING
SWITCHGEAR SYSTEMS POWERBIKES
METZELER / DTR STREETSTOCKS 700
RACE 14 ROUND 11 - RESTART
RIDERS' LAP TIMES

Lap	Time
-----	------

Jason Turner

START

1	
2	1:16.35
3	1:17.74
4	1:18.86

Leigh Corfield

START

1	
2	1:12.50
3	1:12.30
4	1:12.62

Mike Mayow

START

1	
2	1:21.30
3	1:21.39
4	1:21.92

RAB Lavender

START

1	
2	1:27.04
3	1:27.40
4	1:27.57

Richard Leonard

START

1	
2	1:20.80

Lap	Time
-----	------

3	1:20.57
4	1:21.08

Robert Toner

START

1	
2	1:20.20
3	1:19.75
4	1:19.36

Roo Cotton

START

1	
2	1:10.42
3	1:10.75
4	1:11.73

ANGLESEY
AFORD AWARDS TROPHY MEETING
SWITCHGEAR SYSTEMS POWERBIKES
METZELER / DTR STREETSTOCKS 700
RACE 14 ROUND 11 - RESTART
LAP CHART



Start																				
Lap 1	97	87	16	66	911	10	188	11	148	37	4	63	89	15	32	133	175	52	17	71
Lap 2	87	97	16	66	911	188	10	11	148	37	4	63	89	15	133	32	175	52	17	71
Lap 3	87	97	16	66	911	188	10	11	148	37	4	63	89	15	133	32	175	52	17	71
Lap 4	87	16	97	66	911	188	10	11	148	37	4	63	15	89	133	175	32	52	17	71

