



Rnk	Num	Rider	Machine	Class	Town/Sponsor	Laps	Time	Gap	Average	B.Lap	Speed
<b>1300</b>											
1	65	Paul Jeffery	Yamaha R1	1300	Alex Buckingham Racing	4	5:02.18		73.86	1:14.24	75.16
2	24	Richard Hughes	Honda CBR 1000	1300	Mam & Dad / Anyone want to hel	4	5:02.91	+0.73	73.68	1:13.58	75.83
3	51	Jeff White	Yamaha R1	1300	Hazel	4	5:15.39	+13.21	70.76	1:17.27	72.21
4	311	Gary Johnson	Honda CBR 1000	1300	T M G Racing	4	5:17.11	+14.93	70.38	1:17.18	72.29
5	23	Damon Smith	Yamaha R1	1300	PJ Parcels / 26 Fit / EDP / Kn	4	5:25.99	+23.81	68.46	1:18.94	70.68

Best lap : 24 Richard Hughes - 1:13.58

<b>PI 1300</b>											
1	81	Adam Jeffery	Yamaha R1	PI 1300	Adam Jeffery Flooring / A F B	4	5:15.75		70.68	1:17.44	72.05
2	179	Paul Harlington	Yamaha R1	PI 1300	Raceways Motorcycles (Stevenag	4	5:16.25	+0.50	70.57	1:17.23	72.25
3	35	Tim Hawkins	Yamaha R1	PI 1300	Hawkins Racing	4	5:24.01	+8.26	68.88	1:18.97	70.65
4	135	John Goulding	Yamaha R1	PI 1300	Wincanton Motorsport Ltd	4	5:26.98	+11.23	68.26	1:18.29	71.27
5	361	Paul Dyer	Yamaha R1	PI 1300	A F B Racing	4	5:28.70	+12.95	67.90	1:18.94	70.68

Best lap : 179 Paul Harlington - 1:17.23

<b>PI 700</b>											
1	114	Jon Wright	Honda CBR 600 F3 S	PI 700	Pav Electrical	4	5:09.45		72.12	1:15.04	74.36
2	31	James Griffiths	Kawasaki ZX6-R	PI 700	Bridport Dorset	4	5:16.59	+7.14	70.50	1:17.12	72.35
3	127	Liam Turberfield	Yamaha R6 5EB	PI 700	St Johns Worcester	4	5:16.99	+7.54	70.41	1:16.79	72.66
4	27	James Harrington	Yamaha R6	PI 700	Chiswick Bristol	4	5:25.98	+16.53	68.47	1:18.58	71.01
5	712	Jack Havercamp	Honda CBR 600 SF	PI 700	Ebay@Biker-Gill-2007	4	5:27.65	+18.20	68.12	1:19.08	70.56
6	29	Daniel Jones	Yamaha R6	PI 700	Emlyn Garage Newcastle Emlyn	4	5:29.63	+20.18	67.71	1:18.39	71.18
7	15	Andy Claridge	Kawasaki ZX6R	PI 700	Benson Oxon	4	5:30.10	+20.65	67.61	1:19.93	69.81
8	115	Alex McDonald	Yamaha R6	PI 700	Penkridge Staffordshire	4	5:36.41	+26.96	66.34	1:20.50	69.31
9	196	Jamie McDonald	Yamaha R6	PI 700	Penkridge Staffordshire	4	5:38.09	+28.64	66.01	1:20.15	69.61
10	163	Stuart Creedy	Honda CBR 600 F3	PI 700	Biker-gill-2007	4	5:39.79	+30.34	65.68	1:22.40	67.71
11	49	Patrick Evans	Yamaha R6 5EB	PI 700	Insulin Resistant Racing	4	5:45.94	+36.49	64.51	1:23.70	66.66
12	19	Mark Birkett	Honda CBR 600 F3 S	PI 700	Babestation	4	5:47.02	+37.57	64.31	1:23.87	66.53
13	4	Lee Meek	Yamaha R6 5EB	PI 700	The Dents Business	4	5:49.65	+40.20	63.83	1:24.00	66.42
14	21	Joshua Rust	Thundercat	PI 700	S R Decor	4	5:50.00	+40.55	63.77	1:23.95	66.46

Best lap : 114 Jon Wright - 1:15.04

**DNFs**

123	Mark Somers	Form Racing R6	PI 700	"Co Carlow, Ireland"
-----	-------------	----------------	--------	----------------------

1300 - 90% of winner's average race speed - 66.74 mph  
 PI 1300 - 90% of winner's average race speed - 63.61 mph  
 PI 700 - 90% of winner's average race speed - 64.91 mph

REDUCED RACE DISTANCE FOLLOWING RED FLAG



**ANGLESEY**  
**AFORD AWARDS TROPHY MEETING**  
**METZELER / DTR STREETSTOCKS 1300**  
**& ADAM JEFFERY FLOORING PRE INJECTION 1300 & 700**  
**RACE 1                      ROUND 10 - QUALIFIER - RESTART**  
**RIDERS' LAP TIMES**



Lap	Time
<b>Adam Jeffery</b>	
START	
1	
2	1:17.89
3	1:17.44
4	1:17.44

Lap	Time
<b>Alex McDonald</b>	
START	
1	
2	1:20.50
3	1:20.77
4	1:21.74

Lap	Time
<b>Andy Claridge</b>	
START	
1	
2	1:19.93
3	1:19.94
4	1:20.12

Lap	Time
<b>Damon Smith</b>	
START	
1	
2	1:18.98
3	1:18.94
4	1:19.49

Lap	Time
<b>Daniel Jones</b>	
START	
1	
2	1:18.91
3	1:18.39
4	1:19.24

**Gary Johnson**

Lap	Time
START	
1	
2	1:17.47
3	1:17.18
4	1:17.22

**Jack Havercamp**

Lap	Time
START	
1	
2	1:20.46
3	1:19.08
4	1:19.40

**James Griffiths**

Lap	Time
START	
1	
2	1:17.12
3	1:17.37
4	1:17.45

**James Harrington**

Lap	Time
START	
1	
2	1:20.22
3	1:19.75
4	1:18.58

**Jamie McDonald**

Lap	Time
START	
1	
2	1:22.56
3	1:21.51
4	1:20.15

**Jeff White**

Lap	Time
START	
1	

Lap	Time
2	1:18.00
3	1:17.27
4	1:17.74

**John Goulding**

Lap	Time
START	
1	
2	1:21.02
3	1:19.77
4	1:18.29

**Jon Wright**

Lap	Time
START	
1	
2	1:16.32
3	1:15.04
4	1:15.58

**Joshua Rust**

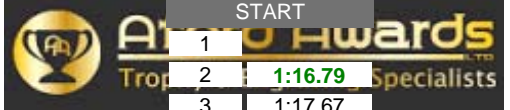
Lap	Time
START	
1	
2	1:25.21
3	1:23.95
4	1:24.34

**Lee Meek**

Lap	Time
START	
1	
2	1:25.54
3	1:24.00
4	1:24.63

**Liam Turberfield**

Lap	Time
START	
1	
2	1:16.79
3	1:17.67



ANGLESEY  
AFORD AWARDS TROPHY MEETING  
METZELER / DTR STREETSTOCKS 1300  
& ADAM JEFFERY FLOORING PRE INJECTION 1300 & 700  
RACE 1 ROUND 10 - QUALIFIER - RESTART  
RIDERS' LAP TIMES

Lap	Time
4	1:17.41

**Mark Birkett**

START	
1	
2	1:24.35
3	1:24.04
4	1:23.87

**Mark Somers**

START	
1	

**Patrick Evans**

START	
1	
2	1:24.80
3	1:23.70
4	1:24.16

**Paul Dyer**

START	
1	
2	1:21.37
3	1:20.89
4	1:18.94

**Paul Harlington**

START	
1	
2	1:17.23
3	1:17.44
4	1:17.42

**Paul Jeffery**

Lap	Time
-----	------

**START**

1	
2	1:14.24
3	1:14.38
4	1:14.39

**Richard Hughes**

**START**

1	
2	1:13.58
3	1:14.34
4	1:14.72

**Stuart Creedy**

**START**

1	
2	1:22.49
3	1:22.49
4	1:22.40

**Tim Hawkins**

**START**

1	
2	1:19.35
3	1:18.97
4	1:19.21



Grid	4	12	15	19	21	23	24	27	29	31	35	41	49	51	65	81	96	114	115	123	127	135	148	163	179	196	227	311	361	712	
Start																															
Lap 1	65	24	51	114	81	179	31	127	311	35	27	361	135	23	712	15	163	29	49	115	196	19	4	21	123						
Lap 2	65	24	114	51	81	179	31	127	311	35	23	27	361	135	712	15	29	115	163	196	49	19	4	21							
Lap 3	65	24	114	51	81	179	31	127	311	35	23	27	712	135	361	15	29	115	163	196	49	19	4	21							
Lap 4	65	24	114	51	81	179	31	127	311	35	27	23	135	712	361	29	15	115	196	163	49	19	4	21							





7 Laps = 10.850 Km

- Pole -

- 1 -	114	Jon Wright	24	Richard Hughes	65	Paul Jeffery
- 2 -	179	Paul Harlington	81	Adam Jeffery	51	Jeff White
- 3 -	311	Gary Johnson	127	Liam Turberfield	31	James Griffiths
- 4 -	23	Damon Smith	27	James Harrington	35	Tim Hawkins
- 5 -	361	Paul Dyer	12	Jack Haverkamp	135	John Goulding
- 6 -	115	Alex McDonald	15	Andy Claridge	29	Daniel Jones
- 7 -	49	Patrick Evans	163	Stuart Creedy	196	Jamie McDonald
- 8 -	21	Joshua Rust	4	Lee Meek	19	Mark Birkett
- 9 -					123	Mark Somers





**RACE 12      ROUND 10**

Start Time: 14:27    Race Distance: 10.85 miles

Weather: Sunny    Track: Dry

Rnk	Num	Rider	Machine	Class	Town/Sponsor	Laps	Time	Gap	Average	B.Lap	Speed
<b>1300</b>											
1	65	Paul Jeffery	Yamaha R1	1300	Alex Buckingham Racing	7	8:37.15		75.52	1:12.97	76.46
2	24	Richard Hughes	Honda CBR 1000	1300	Mam & Dad / Anyone want to hel	7	8:40.90	+3.75	74.98	1:12.86	76.58
3	311	Gary Johnson	Honda CBR 1000	1300	T M G Racing	7	9:01.16	+24.01	72.17	1:15.96	73.45
4	51	Jeff White	Yamaha R1	1300	Hazel	7	9:04.28	+27.13	71.76	1:16.79	72.66
5	23	Damon Smith	Yamaha R1	1300	PJ Parcels / 26 Fit / EDP / Kn	7	9:17.09	+39.94	70.11	1:17.08	72.39

Best lap : 24 Richard Hughes - 1:12.86

**PI 1300**

1	81	Adam Jeffery	Yamaha R1	PI 1300	Adam Jeffery Flooring / A F B	7	8:56.29		72.83	1:14.98	74.41
2	179	Paul Harlington	Yamaha R1	PI 1300	Raceways Motorcycles (Stevenag	7	9:08.22	+11.93	71.24	1:16.89	72.57
3	35	Tim Hawkins	Yamaha R1	PI 1300	Hawkins Racing	7	9:22.76	+26.47	69.40	1:18.44	71.13
4	135	John Goulding	Yamaha R1	PI 1300	Wincanton Motorsport Ltd	7	9:27.50	+31.21	68.82	1:18.82	70.79
5	361	Paul Dyer	Yamaha R1	PI 1300	A F B Racing	7	9:32.01	+35.72	68.28	1:18.85	70.76

Best lap : 81 Adam Jeffery - 1:14.98

**PI 700**

1	114	Jon Wright	Honda CBR 600 F3 S	PI 700	Pav Electrical	7	8:46.38		74.20	1:13.98	75.42
2	127	Liam Turberfield	Yamaha R6 5EB	PI 700	St Johns Worcester	7	8:55.51	+9.13	72.93	1:15.01	74.39
3	31	James Griffiths	Kawasaki ZX6-R	PI 700	Bridport Dorset	7	9:01.58	+15.20	72.12	1:15.55	73.85
4	12	Jack Haverkamp	Honda CBR 600	PI 700	Ebay@biker-gill-2007	7	9:13.47	+27.09	70.57	1:16.74	72.71
5	227	Jamie Gillon	Honda CBR 600	PI 700	Artic Cabins	7	9:13.82	+27.44	70.52	1:16.88	72.58
6	29	Daniel Jones	Yamaha R6	PI 700	Emlyn Garage Newcastle Emlyn	7	9:17.32	+30.94	70.08	1:18.07	71.47
7	27	James Harrington	Yamaha R6	PI 700	Chiswick Bristol	7	9:17.63	+31.25	70.04	1:17.35	72.13
8	41	Ben Harrison	Kawasaki ZXR 400	PI 700	Up the Duchy	7	9:28.62	+42.24	68.69	1:16.27	73.16
9	196	Jamie McDonald	Yamaha R6	PI 700	Penkridge Staffordshire	7	9:37.27	+50.89	67.66	1:19.57	70.12
10	15	Andy Claridge	Kawasaki ZX6R	PI 700	Benson Oxon	7	9:40.85	+54.47	67.24	1:20.83	69.03
11	49	Patrick Evans	Yamaha R6 5EB	PI 700	Insulin Resistant Racing	7	9:49.80	+1:03.42	66.22	1:21.77	68.24
12	148	Simon Payling	Honda CBR 600	PI 700	Smalltown Audio Ltd	7	9:50.68	+1:04.30	66.12	1:21.95	68.09
13	163	Stuart Creedy	Honda CBR 600 F3	PI 700	Biker-gill-2007	7	9:51.04	+1:04.66	66.08	1:22.17	67.90
14	21	Joshua Rust	Thundercat	PI 700	S R Decor	7	9:58.41	+1:12.03	65.27	1:22.85	67.35
15	115	Alex McDonald	Yamaha R6	PI 700	Penkridge Staffordshire	7	10:00.38	+1:14.00	65.05	1:24.18	66.28
16	19	Mark Birkett	Honda CBR 600 F3 S	PI 700	Babestation	6	8:42.42	+1 Lap	64.08	1:25.16	65.52
17	4	Lee Meek	Yamaha R6 5EB	PI 700	The Dents Business	6	8:42.68	+1 Lap	64.05	1:24.80	65.80

Best lap : 114 Jon Wright - 1:13.98

1300 - 90% of winner's average race speed - 69.77 mph

700 - 90% of winner's average race speed - 69.59 mph

PI 700 - 90% of winner's average race speed - 66.78 mph

No 113 - John Wright - NEW PI700 CLUB CLASS LAP RECORD



ANGLESEY  
AFORD AWARDS TROPHY MEETING  
METZELER / DTR STREETSTOCKS 1300  
& ADAM JEFFERY FLOORING PRE INJECTION 1300 & 700



RACE 12 ROUND 10

RIDERS' LAP TIMES

Lap Time

**Adam Jeffery**

START

1	
2	1:16.33
3	1:16.17
4	1:16.06
5	1:15.27
6	1:15.39
7	1:14.98

Lap Time

**Damon Smith**

START

1	
2	1:19.86
3	1:18.58
4	1:17.08
5	1:17.97
6	1:17.28
7	1:17.29

Lap Time

**James Griffiths**

START

1	
2	1:17.10
3	1:16.32
4	1:16.81
5	1:17.06
6	1:15.81
7	1:15.55

**Alex McDonald**

START

1	
2	1:24.35
3	1:25.14
4	1:25.50
5	1:25.34
6	1:24.29
7	1:24.18

**Daniel Jones**

START

1	
2	1:18.35
3	1:18.34
4	1:18.09
5	1:19.86
6	1:18.07
7	1:19.16

**James Harrington**

START

1	
2	1:18.85
3	1:19.89
4	1:18.93
5	1:18.57
6	1:19.26
7	1:17.35

**Andy Claridge**

START

1	
2	1:22.17
3	1:22.61
4	1:21.75
5	1:21.49
6	1:20.93
7	1:20.83

**Gary Johnson**

START

1	
2	1:17.09
3	1:16.34
4	1:16.26
5	1:16.20
6	1:15.96
7	1:16.22

**Jamie Gillon**

START

1	
2	1:18.41
3	1:18.63
4	1:17.89
5	1:18.04
6	1:16.88
7	1:17.53

**Ben Harrison**

START

1	
2	1:21.78
3	1:20.47
4	1:19.93
5	1:17.16
6	1:19.23
7	1:16.27

**Jack Haverkamp**

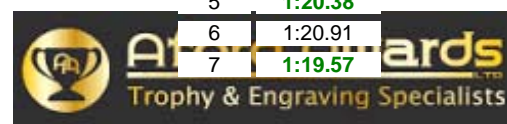
START

1	
2	1:18.58
3	1:18.45
4	1:17.81
5	1:16.74
6	1:17.70
7	1:17.47

**Jamie McDonald**

START

1	
2	1:22.87
3	1:22.40
4	1:21.16
5	1:20.38
6	1:20.91
7	1:19.57



ANGLESEY  
 AFORD AWARDS TROPHY MEETING  
 METZELER / DTR STREETSTOCKS 1300  
 & ADAM JEFFERY FLOORING PRE INJECTION 1300 & 700  
 RACE 12 ROUND 10  
 RIDERS' LAP TIMES

Lap	Time
<b>Jeff White</b>	
START	
1	
2	<b>1:16.79</b>
3	1:17.56
4	1:16.80
5	1:17.40
6	1:17.24
7	1:17.06

Lap	Time
<b>John Goulding</b>	
START	
1	
2	<b>1:20.13</b>
3	1:20.31
4	<b>1:19.74</b>
5	<b>1:18.94</b>
6	1:19.24
7	<b>1:18.82</b>

Lap	Time
<b>Jon Wright</b>	
START	
1	
2	<b>1:14.54</b>
3	<b>1:13.98</b>
4	1:14.53
5	1:14.61
6	1:14.28
7	1:14.50

Lap	Time
<b>Joshua Rust</b>	
START	
1	
2	<b>1:24.34</b>
3	<b>1:23.66</b>
4	1:24.42
5	1:24.76
6	<b>1:22.85</b>
7	1:23.18

Lap	Time
<b>Lee Meek</b>	
START	

Lap	Time
1	
2	<b>1:25.31</b>
3	<b>1:25.20</b>
4	1:25.61
5	1:25.67
6	<b>1:24.80</b>

Lap	Time
<b>Liam Turberfield</b>	
START	
1	
2	<b>1:15.38</b>
3	<b>1:15.03</b>
4	1:15.05
5	1:15.45
6	1:15.25
7	<b>1:15.01</b>

Lap	Time
<b>Mark Birkett</b>	
START	
1	
2	<b>1:26.02</b>
3	<b>1:25.57</b>
4	<b>1:25.55</b>
5	<b>1:25.37</b>
6	<b>1:25.16</b>

Lap	Time
<b>Patrick Evans</b>	
START	
1	
2	<b>1:23.11</b>
3	<b>1:21.77</b>
4	1:22.17
5	1:22.86
6	1:23.83
7	1:22.82

Lap	Time
<b>Paul Dyer</b>	
START	
1	
2	<b>1:21.21</b>
3	<b>1:20.55</b>
4	1:21.59
5	1:20.84
6	<b>1:20.37</b>

Lap	Time
7	<b>1:18.85</b>

Lap	Time
<b>Paul Harlington</b>	
START	
1	
2	<b>1:17.15</b>
3	1:17.41
4	<b>1:16.89</b>
5	1:17.19
6	1:17.73
7	1:18.13

Lap	Time
<b>Paul Jeffery</b>	

Lap	Time
<b>START</b>	
1	
2	<b>1:13.14</b>
3	1:13.72
4	1:13.24
5	<b>1:12.97</b>
6	1:13.14
7	1:13.37

Lap	Time
<b>Richard Hughes</b>	
START	
1	
2	<b>1:14.39</b>
3	<b>1:13.14</b>
4	1:13.45
5	<b>1:12.86</b>
6	1:14.14
7	1:14.40

Lap	Time
<b>Simon Payling</b>	
START	
1	
2	<b>1:24.61</b>
3	<b>1:23.22</b>
4	<b>1:21.95</b>
5	1:22.03



ANGLESEY  
AFORD AWARDS TROPHY MEETING  
METZELER / DTR STREETSTOCKS 1300  
& ADAM JEFFERY FLOORING PRE INJECTION 1300 & 700  
RACE 12      ROUND 10  
RIDERS' LAP TIMES

Lap	Time
6	1:23.50
7	1:23.35

**Stuart Creedy**

START

1	
2	<b>1:22.90</b>
3	<b>1:22.17</b>
4	1:23.17
5	1:24.07
6	1:23.87
7	1:22.42

**Tim Hawkins**

START

1	
2	<b>1:18.86</b>
3	<b>1:18.44</b>
4	1:19.18
5	1:19.23
6	1:19.27
7	1:20.31

ANGLESEY  
AFORD AWARDS TROPHY MEETING  
METZELER / DTR STREETSTOCKS 1300  
& ADAM JEFFERY FLOORING PRE INJECTION 1300 & 700



RACE 12      ROUND 10  
LAP CHART

Grid	65	24	114	51	81	179	31	127	311	35	27	23	135	12	361	29	15	115	196	163	49	19	4	21	123		
Start																											
Lap 1	65	24	114	51	81	31	311	179	127	27	29	227	12	35	361	23	196	135	15	115	148	163	49	41	19	21	4
Lap 2	65	24	114	51	81	127	31	311	179	27	29	227	12	35	23	361	135	196	15	163	41	115	49	148	21	19	4
Lap 3	65	24	114	81	127	51	31	311	179	29	227	27	12	35	23	361	135	196	15	41	163	49	148	115	21	19	4
Lap 4	65	24	114	127	81	51	311	31	179	29	227	12	27	35	23	135	361	41	196	15	49	163	148	115	21	19	4
Lap 5	65	24	114	127	81	311	51	31	179	12	227	29	27	23	35	135	361	41	196	15	49	148	163	115	21	19	4
Lap 6	65	24	114	127	81	311	31	51	179	12	227	29	23	27	35	135	41	361	196	15	49	148	163	21	115	19	4
Lap 7	65	24	114	127	81	311	31	51	179	12	227	23	29	27	35	135	41	361	196	15	49	148	163	21	115		





6 Laps = 9.300 Km

- Pole -

- 1 -	114	Jon Wright	24	Richard Hughes	65	Paul Jeffery
- 2 -	311	Gary Johnson	81	Adam Jeffery	127	Liam Turberfield
- 3 -	179	Paul Harlington	51	Jeff White	31	James Griffiths
- 4 -	23	Damon Smith	227	Jamie Gillon	12	Jack Haverkamp
- 5 -	35	Tim Hawkins	27	James Harrington	29	Daniel Jones
- 6 -	361	Paul Dyer	41	Ben Harrison	135	John Goulding
- 7 -	49	Patrick Evans	15	Andy Claridge	196	Jamie McDonald
- 8 -	21	Joshua Rust	163	Stuart Creedy	148	Simon Payling
- 9 -	4	Lee Meek	19	Mark Birkett	115	Alex McDonald



# ANGLESEY

## AFORD AWARDS TROPHY MEETING

### SWITCHGEAR SYSTEMS POWERBIKES

### METZELER / DTR STREETSTOCKS 700

### RACE 3 ROUND 10 - QUALIFIER

Start time: 10:59 Race Distance 9.30 miles

Weather: Bright Track: Dry



Rnk	Num	Rider	Machine	Town/Sponsor	Class	Laps	Time	Gap	Average	B.Lap	Speed
<b>Pbike</b>											
1	16	Ben Godfrey	BMW S 1000 RR	LED Solutions BMW	Pbike	6	7:02.02		79.33	1:09.28	80.54
2	87	Billy Mellor	BMW S 1000	Able Engineering	Pbike	6	7:02.26	+0.24	79.28	1:09.21	80.62
3	66	Roo Cotton	Yamaha R1	Dennis Trollope Racing Spares	Pbike	6	7:07.68	+5.66	78.28	1:10.29	79.38
4	190	Jamie Harrison	BMW S1000 RR	Madeley Crew	Pbike	6	7:07.88	+5.86	78.24	1:09.67	80.09
5	97	James Kiff	Kawasaki ZX10	JK Auto-Tek	Pbike	6	7:10.50	+8.48	77.77	1:10.43	79.22
6	117	Gary Woodward	BMW S 1000	Able Engineering	Pbike	6	7:21.85	+19.83	75.77	1:11.81	77.70
7	148	Leigh Corfield	Kawasaki ZX10 R	Ballard Racing BIS Ltd	Pbike	6	7:24.10	+22.08	75.38	1:12.72	76.73
8	11	Chris Pope	Yamaha R1	AFB Motorcycles	Pbike	6	7:24.58	+22.56	75.30	1:12.32	77.15
9	4	Colin Thompson	Suzuki GSXR 1000	GRP Motorsport	Pbike	6	7:27.94	+25.92	74.74	1:13.09	76.34
10	911	Adam Sherriff	Honda CBR 1000	Yorkshire Motorhomes	Pbike	6	7:30.97	+28.95	74.23	1:13.61	75.80
11	10	Dave Irons	Ducati 1198	Tom Warner Racing	Pbike	6	7:31.47	+29.45	74.15	1:13.77	75.64
12	114	Stuart Cooke	Honda CBR 1000	Hydro Headz	Pbike	6	7:32.50	+30.48	73.98	1:13.21	76.21
13	188	Edward Comerford	Honda Fireblade 1000	Co Carlow Ireland	Pbike	6	7:32.97	+30.95	73.91	1:13.06	76.37
14	40	Neil Appleton	KTM RC8R	Bike Torque Racing	Pbike	6	7:45.41	+43.39	71.93	1:16.15	73.27
15	133	Robert Toner	Lisa's Fireblade	Newtown Mount Kennedy	Pbike	6	7:58.97	+56.95	69.89	1:18.43	71.14
16	15	Gavin Martin	BMW HP4 1000	Ferndown Dorset	Pbike	6	7:59.52	+57.50	69.81	1:18.70	70.90
17	123	Alan Fisher	Suzuki GSXR 750	Kiltorcan Raceway Karting	Pbike	6	8:00.41	+58.39	69.69	1:18.26	71.30
18	32	Sean Reid	Honda CBR 1000 RR	Ayr Scotland	Pbike	6	8:00.81	+58.79	69.63	1:18.41	71.16
19	179	Paul Harlington	Yamaha R1	Raceways Motorcycles (Stevenag	Pbike	6	8:01.85	+59.83	69.48	1:17.99	71.54
20	132	Mike Mayow	Honda CBR 1000 RR	W M Motors Cheltenham Ltd	Pbike	6	8:17.99	+1:15.97	67.23	1:20.34	69.45

Best lap : 87 Billy Mellor - 1:09.21

### 700

1	63	Eddie Whitehurst	Kawasaki ZX 636	EAW Racing / Rich & Pat Jones	700	6	7:56.95		70.19	1:16.78	72.67
2	89	Jason Turner	Triumph 675	A J K Racing	700	6	8:07.70	+10.75	68.64	1:19.00	70.63
3	17	Gareth Williams	Yamaha R6	ATFx Team Cheese	700	6	8:15.35	+18.40	67.58	1:20.45	69.35
4	175	Richard Leonard	Suzuki GSXR 600 K5	Uplands School of Motoring	700	6	8:17.48	+20.53	67.29	1:20.97	68.91
5	71	RAB Lavender	Triumph Daytona 675	Ducking Quack Racing	700	5	7:38.95	+1 Lap	60.79	1:28.78	62.85

Best lap : 63 Eddie Whitehurst - 1:16.78

**Pbike - 90% of winner's average race speed - 71.40**

**700 - 90% of winner's average race speed - 63.17**



**ANGLESEY**  
**AFORD AWARDS TROPHY MEETING**  
**SWITCHGEAR SYSTEMS POWERBIKES**  
**METZELER / DTR STREETSTOCKS 700**  
**RACE 3      ROUND 10 - QUALIFIER**  
**RIDERS' LAP TIMES**



Lap	Time
<b>Adam Sherriff</b>	
START	
1	
2	<b>1:14.63</b>
3	<b>1:13.61</b>
4	1:13.74
5	1:14.47
6	1:15.11

Lap	Time
START	
1	
2	<b>1:09.80</b>
3	<b>1:09.58</b>
4	<b>1:09.52</b>
5	<b>1:09.21</b>
6	1:09.22

Lap	Time
<b>Eddie Whitehurst</b>	
START	
1	
2	<b>1:17.59</b>
3	1:17.70
4	1:18.44
5	1:19.15
6	<b>1:16.78</b>

Lap	Time
<b>Alan Fisher</b>	
START	
1	
2	<b>1:18.26</b>
3	1:19.49
4	1:19.33
5	1:19.09
6	1:19.06

Lap	Time
START	
1	
2	<b>1:14.53</b>
3	<b>1:13.53</b>
4	<b>1:13.06</b>
5	<b>1:12.32</b>
6	1:12.53

Lap	Time
<b>Edward Comerford</b>	
START	
1	
2	<b>1:13.99</b>
3	<b>1:13.93</b>
4	<b>1:13.06</b>
5	1:13.18
6	1:13.29

Lap	Time
<b>Ben Godfrey</b>	
START	
1	
2	<b>1:09.71</b>
3	1:09.75
4	<b>1:09.28</b>
5	1:09.66
6	1:09.72

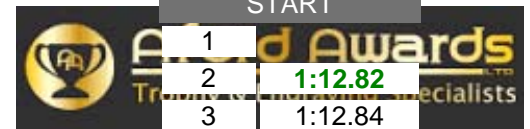
Lap	Time
START	
1	
2	<b>1:13.71</b>
3	<b>1:13.12</b>
4	1:13.28
5	<b>1:13.09</b>
6	1:14.60

Lap	Time
<b>Gareth Williams</b>	
START	
1	
2	<b>1:21.72</b>
3	<b>1:20.66</b>
4	1:21.32
5	1:21.00
6	<b>1:20.45</b>

Lap	Time
<b>Billy Mellor</b>	

Lap	Time
START	
1	
2	<b>1:14.61</b>
3	1:14.67
4	<b>1:13.77</b>
5	1:14.30
6	1:15.14

Lap	Time
<b>Gary Woodward</b>	
START	
1	
2	<b>1:12.82</b>
3	1:12.84
4	<b>1:12.15</b>



ANGLESEY  
 AFORD AWARDS TROPHY MEETING  
 SWITCHGEAR SYSTEMS POWERBIKES  
 METZELER / DTR STREETSTOCKS 700  
 RACE 3 ROUND 10 - QUALIFIER  
 RIDERS' LAP TIMES

Lap	Time
5	<b>1:11.81</b>
6	1:12.53

**Gavin Martin**

START	
1	
2	<b>1:18.70</b>
3	1:19.74
4	1:19.55
5	1:19.09
6	1:18.77

**James Kiff**

START	
1	
2	<b>1:10.69</b>
3	<b>1:10.43</b>
4	1:10.54
5	1:11.37
6	1:10.51

**Jamie Harrison**

START	
1	
2	<b>1:10.63</b>
3	<b>1:10.35</b>
4	<b>1:10.10</b>
5	1:10.60
6	<b>1:09.67</b>

**Jason Turner**

START	
1	
2	<b>1:19.00</b>

Lap	Time
3	1:19.72
4	1:20.77
5	1:19.61
6	1:20.04

**Leigh Corfield**

START	
1	
2	<b>1:13.55</b>
3	<b>1:12.85</b>
4	1:13.07
5	<b>1:12.72</b>
6	1:13.15

**Mike Mayow**

START	
1	
2	<b>1:24.02</b>
3	<b>1:20.57</b>
4	<b>1:20.34</b>
5	1:21.04
6	1:22.11

**Neil Appleton**

START	
1	
2	<b>1:17.28</b>
3	<b>1:16.16</b>
4	1:16.18
5	<b>1:16.15</b>
6	1:16.43

**Paul Harlington**

START	
1	

Lap	Time
2	<b>1:19.14</b>
3	<b>1:18.73</b>
4	<b>1:17.99</b>
5	1:18.95
6	1:19.99

**RAB Lavender**

START	
1	
2	<b>1:28.78</b>
3	1:30.39
4	1:31.13
5	1:32.12

**Richard Leonard**

START	
1	
2	<b>1:21.77</b>
3	<b>1:21.07</b>
4	<b>1:20.97</b>
5	1:22.34
6	1:21.82

**Robert Toner**

START	
1	
2	<b>1:18.43</b>
3	1:18.87
4	1:19.01
5	1:19.38
6	1:18.95

**Roo Cotton**

ANGLESEY  
AFORD AWARDS TROPHY MEETING  
SWITCHGEAR SYSTEMS POWERBIKES  
METZELER / DTR STREETSTOCKS 700  
RACE 3      ROUND 10 - QUALIFIER  
RIDERS' LAP TIMES

Lap	Time
START	
1	
2	<b>1:10.72</b>
3	<b>1:10.29</b>
4	1:10.45
5	1:10.62
6	1:10.89

**Sean Reid**

START	
1	
2	<b>1:19.35</b>
3	<b>1:18.59</b>
4	1:19.00
5	1:18.90
6	<b>1:18.41</b>

**Stuart Cooke**

START	
1	
2	<b>1:14.69</b>
3	<b>1:14.05</b>
4	<b>1:13.95</b>
5	<b>1:13.21</b>
6	1:13.62





**ANGLESEY**  
**AFORD AWARDS TROPHY MEETING**  
**SWITCHGEAR SYSTEMS POWERBIKES**  
**METZELER / DTR STREETSTOCKS 700**  
**RACE 14      ROUND 10**  
**STARTING GRID**



7 Laps = 10.850 Km

- Pole -

<b>- 1 -</b>	<b>66</b>	Roo Cotton	<b>87</b>	Billy Mellor	<b>16</b>	Ben Godfrey
<b>- 2 -</b>	<b>117</b>	Gary Woodward	<b>97</b>	James Kiff	<b>190</b>	Jamie Harrison
<b>- 3 -</b>	<b>4</b>	Colin Thompson	<b>11</b>	Chris Pope	<b>148</b>	Leigh Corfield
<b>- 4 -</b>	<b>114</b>	Stuart Cooke	<b>10</b>	Dave Irons	<b>911</b>	Adam Sherriff
<b>- 5 -</b>	<b>63</b>	Eddie Whitehurst	<b>40</b>	Neil Appleton	<b>188</b>	Edward Comerford
<b>- 6 -</b>	<b>123</b>	Alan Fisher	<b>15</b>	Gavin Martin	<b>133</b>	Robert Toner
<b>- 7 -</b>	<b>89</b>	Jason Turner	<b>179</b>	Paul Harlington	<b>31</b>	Sean Reid
<b>- 8 -</b>	<b>32</b>	Mike Mayow	<b>175</b>	Richard Leonard	<b>17</b>	Gareth Williams
<b>- 9 -</b>					<b>71</b>	RAB Lavender





Rnk	Num	Rider	Machine	Town/Sponsor	Class	Laps	Time	Gap	Average	B.Lap	Speed
<b>Pbike</b>											
1	16	Ben Godfrey	BMW S 1000 RR	LED Solutions BMW	Pbike	7	8:12.09		79.37	1:08.93	80.95
2	87	Billy Mellor	BMW S 1000	Able Engineering	Pbike	7	8:15.41	+3.32	78.84	1:09.28	80.54
3	97	James Kiff	Kawasaki ZX10	JK Auto-Tek	Pbike	7	8:23.08	+10.99	77.64	1:10.07	79.63
4	117	Gary Woodward	BMW S 1000	Able Engineering	Pbike	7	8:29.91	+17.82	76.60	1:11.51	78.03
5	11	Chris Pope	Yamaha R1	AFB Motorcycles	Pbike	7	8:33.28	+21.19	76.09	1:12.04	77.45
6	911	Adam Sherriff	Honda CBR 1000	Yorkshire Motorhomes	Pbike	7	8:39.43	+27.34	75.19	1:12.91	76.53
7	114	Stuart Cooke	Honda CBR 1000	Hydro Headz	Pbike	7	8:40.43	+28.34	75.05	1:11.76	77.75
8	148	Leigh Corfield	Kawasaki ZX10 R	Ballard Racing BIS Ltd	Pbike	7	8:40.53	+28.44	75.03	1:12.66	76.79
9	10	Dave Irons	Ducati 1198	Tom Warner Racing	Pbike	7	8:42.08	+29.99	74.81	1:13.03	76.40
10	188	Edward Comerford	Honda Fireblade 1000	Co Carlow Ireland	Pbike	7	8:42.76	+30.67	74.71	1:12.44	77.02
11	4	Colin Thompson	Suzuki GSXR 1000	GRP Motorsport	Pbike	7	8:46.47	+34.38	74.19	1:13.08	76.35
12	31	Sean Reid	Honda CBR 1000 RR	Ayr Scotland	Pbike	7	9:14.08	+1:01.99	70.49	1:17.25	72.23
13	133	Robert Toner	Lisa's Fireblade	Newtown Mount Kennedy	Pbike	7	9:16.77	+1:04.68	70.15	1:17.96	71.57
14	15	Gavin Martin	BMW HP4 1000	Ferndown Dorset	Pbike	7	9:18.30	+1:06.21	69.96	1:18.28	71.28
15	123	Alan Fisher	Suzuki GSXR 750	Kiltorcan Raceway Karting	Pbike	7	9:22.44	+1:10.35	69.44	1:18.56	71.02
16	32	Mike Mayow	Honda CBR 1000 RR	W M Motors Cheltenham Ltd	Pbike	6	8:28.02	+1 Lap	65.90	1:22.00	68.04

Best lap : 16 Ben Godfrey - 1:08.93

**DNFs**

52	Charlie Flett	BMW S1000	CLS Aberdeen	Pbike
66	Roo Cotton	Yamaha R1	Dennis Trollope Racing Spares	Pbike
179	Paul Harlington	Yamaha R1	Raceways Motorcycles (Stevenag	Pbike
190	Jamie Harrison	BMW S1000 RR	Madeley Crewe	Pbike

**700**

1	63	Eddie Whitehurst	Kawasaki ZX 636	EAW Racing / Rich & Pat Jones	700	7	9:12.12		70.74	1:16.85	72.60
2	89	Jason Turner	Triumph 675	A J K Racing	700	7	9:22.25	+10.13	69.47	1:18.60	70.99
3	175	Richard Leonard	Suzuki GSXR 600 K5	Uplands School of Motoring	700	6	8:16.17	+1 Lap	67.47	1:20.45	69.35
4	17	Gareth Williams	Yamaha R6	ATFx Team Cheese	700	6	8:21.13	+1 Lap	66.80	1:21.11	68.79
5	71	RAB Lavender	Triumph Daytona 675	Ducking Quack Racing	700	6	9:10.91	+1 Lap	60.77	1:29.36	62.44

Best lap : 63 Eddie Whitehurst - 1:16.85

**Pbikes - 90% of winner's average race speed - 71.43 mph**
**PI 700 - 90% of winner's average race speed - 63.67 mph**


**ANGLESEY**  
**AFORD AWARDS TROPHY MEETING**  
**SWITCHGEAR SYSTEMS POWERBIKES**  
**METZELER / DTR STREETSTOCKS 700**  
**RACE 14      ROUND 10**  
**RIDERS' LAP TIMES**



Lap	Time
-----	------

**Adam Sherriff**

START	START
-------	-------

1	
2	<b>1:13.13</b>
3	<b>1:13.02</b>
4	<b>1:12.91</b>
5	1:13.71
6	1:13.30
7	1:13.68

**Alan Fisher**

START	START
-------	-------

1	
2	<b>1:18.75</b>
3	<b>1:18.56</b>
4	1:18.78
5	1:20.49
6	1:19.09
7	1:18.57

**Ben Godfrey**

START	START
-------	-------

1	
2	<b>1:09.41</b>
3	<b>1:09.18</b>
4	<b>1:08.93</b>
5	1:09.24
6	1:10.26
7	1:09.33

Lap	Time
-----	------

**Billy Mellor**

START	START
-------	-------

1	
2	<b>1:09.33</b>
3	1:09.56
4	<b>1:09.28</b>
5	1:09.33
6	1:10.03
7	1:11.43

**Charlie Flett**

START	START
-------	-------

1	
2	<b>1:21.14</b>
3	1:21.36

**Chris Pope**

START	START
-------	-------

1	
2	<b>1:12.76</b>
3	<b>1:12.18</b>
4	<b>1:12.04</b>
5	1:12.98
6	1:12.26
7	1:12.63

**Colin Thompson**

START	START
-------	-------

1	
---	--

Lap	Time
-----	------

2	<b>1:13.53</b>
---	----------------

3	<b>1:13.08</b>
---	----------------

4	1:13.55
---	---------

5	1:16.18
---	---------

6	1:14.33
---	---------

7	1:14.60
---	---------

**Dave Irons**

START	START
-------	-------

1	
---	--

2	<b>1:13.64</b>
---	----------------

3	<b>1:13.21</b>
---	----------------

4	1:13.57
---	---------

5	1:13.86
---	---------

6	1:14.18
---	---------

7	<b>1:13.03</b>
---	----------------

**Eddie Whitehurst**

START	START
-------	-------

1	
---	--

2	<b>1:16.85</b>
---	----------------

3	1:17.31
---	---------

4	1:17.15
---	---------

5	1:19.19
---	---------

6	1:17.83
---	---------

7	1:17.87
---	---------

**Edward Comerford**

START	START
-------	-------

1	
---	--

2	<b>1:13.52</b>
---	----------------

3	<b>1:13.26</b>
---	----------------

ANGLESEY  
 AFORD AWARDS TROPHY MEETING  
 SWITCHGEAR SYSTEMS POWERBIKES  
 METZELER / DTR STREETSTOCKS 700  
 RACE 14 ROUND 10  
 RIDERS' LAP TIMES

Lap	Time
4	1:13.72
5	1:15.02
6	1:13.29
7	<b>1:12.44</b>

**Gareth Williams**

START	
START	
1	
2	<b>1:21.60</b>
3	<b>1:21.11</b>
4	1:21.63
5	1:23.35
6	1:22.05

**Gary Woodward**

START	
START	
1	
2	<b>1:11.77</b>
3	1:12.08
4	<b>1:11.51</b>
5	1:12.58
6	1:11.80
7	1:12.31

**Gavin Martin**

START	
START	
1	
2	<b>1:18.93</b>
3	<b>1:18.87</b>
4	<b>1:18.38</b>
5	1:19.02
6	1:18.44
7	<b>1:18.28</b>

Lap	Time
-----	------

**James Kiff**

START	
START	
1	
2	<b>1:10.71</b>
3	1:11.81
4	<b>1:10.07</b>
5	1:10.43
6	1:11.89
7	1:11.38

**Jamie Harrison**

START	
START	
1	
2	<b>1:09.93</b>
3	<b>1:09.45</b>
4	1:09.47

**Jason Turner**

START	
START	
1	
2	<b>1:19.24</b>
3	<b>1:18.60</b>
4	1:18.62
5	1:20.00
6	1:19.28
7	1:19.16

**Leigh Corfield**

START	
START	
1	
2	<b>1:12.81</b>

Lap	Time
-----	------

3	<b>1:12.66</b>
4	1:12.91
5	1:14.26
6	1:13.96
7	1:14.95

**Mike Mayow**

START	
START	
1	
2	<b>1:22.80</b>
3	<b>1:22.00</b>
4	1:22.43
5	1:24.78
6	1:23.99

**Paul Harlington**

START	
START	
1	
2	<b>1:19.21</b>
3	<b>1:18.52</b>
4	<b>1:18.41</b>

**RAB Lavender**

START	
START	
1	
2	<b>1:29.36</b>
3	1:30.54
4	1:31.04
5	1:31.34
6	1:29.94

**Richard Leonard**

ANGLESEY  
 AFORD AWARDS TROPHY MEETING  
 SWITCHGEAR SYSTEMS POWERBIKES  
 METZELER / DTR STREETSTOCKS 700  
 RACE 14 ROUND 10  
 RIDERS' LAP TIMES

Lap	Time
START	
START	
1	
2	<b>1:21.15</b>
3	1:21.27
4	<b>1:20.45</b>
5	1:21.57
6	1:21.98

**Robert Toner**

START	
START	
1	
2	<b>1:19.08</b>
3	<b>1:18.19</b>
4	1:18.68
5	1:18.66
6	1:18.57
7	<b>1:17.96</b>

**Roo Cotton**

START	
START	
1	

**Sean Reid**

START	
START	
1	
2	<b>1:17.84</b>
3	<b>1:17.79</b>
4	<b>1:17.63</b>
5	1:17.83
6	1:17.83
7	<b>1:17.25</b>

Lap	Time
<b>Stuart Cooke</b>	
START	
START	
1	
2	<b>1:12.32</b>
3	1:12.83
4	<b>1:11.76</b>
5	1:12.93
6	1:14.40
7	1:15.43

**ANGLESEY**  
**AFORD AWARDS TROPHY MEETING**  
**SWITCHGEAR SYSTEMS POWERBIKES**  
**METZELER / DTR STREETSTOCKS 700**  
**RACE 14      ROUND 10**  
**LAP CHART**



Start																									
Lap 1	16	66	87	97	190	117	11	148	911	10	114	4	188	133	63	15	179	89	31	123	175	52	17	32	71
Lap 2	16	87	190	97	117	11	148	911	114	10	4	188	63	133	15	31	179	89	123	175	52	17	32	71	
Lap 3	16	87	190	97	117	11	148	911	114	10	4	188	63	133	31	15	179	89	123	175	52	17	32	71	
Lap 4	16	87	190	97	117	11	148	114	911	10	4	188	63	31	133	15	179	89	123	175	17	32	71		
Lap 5	16	87	97	117	11	114	148	911	10	188	4	63	31	133	15	89	123	175	17	32	71				
Lap 6	16	87	97	117	11	114	148	911	10	188	4	63	31	133	15	89	123	175	17	32	71				
Lap 7	16	87	97	117	11	911	114	148	10	188	4	63	31	133	15	89	123								



**ANGLESEY**  
**AFORD AWARDS TROPHY MEETING**  
**SWITCHGEAR SYSTEMS POWERBIKES**  
**METZELER / DTR STREETSTOCKS 700**  
**RACE 3      ROUND 11 - QUALIFIER**  
**STARTING GRID**



6 Laps = 9.300 Km

- Pole -

<b>- 1 -</b>	<b>97</b>	James Kiff	<b>87</b>	Billy Mellor	<b>16</b>	Ben Godfrey
<b>- 2 -</b>	<b>911</b>	Adam Sherriff	<b>11</b>	Chris Pope	<b>117</b>	Gary Woodward
<b>- 3 -</b>	<b>10</b>	Dave Irons	<b>148</b>	Leigh Corfield	<b>114</b>	Stuart Cooke
<b>- 4 -</b>	<b>63</b>	Eddie Whitehurst	<b>4</b>	Colin Thompson	<b>188</b>	Edward Comerford
<b>- 5 -</b>	<b>15</b>	Gavin Martin	<b>133</b>	Robert Toner	<b>31</b>	Sean Reid
<b>- 6 -</b>	<b>175</b>	Richard Leonard	<b>123</b>	Alan Fisher	<b>89</b>	Jason Turner
<b>- 7 -</b>	<b>71</b>	RAB Lavender	<b>32</b>	Mike Mayow	<b>17</b>	Gareth Williams
<b>- 8 -</b>	<b>179</b>	Paul Harlington	<b>66</b>	Roo Cotton	<b>52</b>	Charlie Flett
<b>- 9 -</b>					<b>190</b>	Jamie Harrison

